



TECHNICAL BOOK

2025



CONTENTS

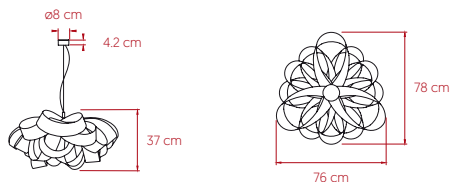
LZF COLLECTION	PAGE
Suspension Lamps	5
Table Lamps	69
Floor Lamps	81
Wall Lamps	89
Life Size	119

ANNEXES	PAGE
Air Freight Reinforcement	129
Recommended Bulbs	131
Reference Explanation	132
Metal Finishes & Components	134
Light Source & Temperature	136
Wood Shade Finishes	138
General Sales Conditions	140

SUSPENSION

A-Z	PAGE
Agatha	6
Black Note Keys	9
Black Note Triplet	10
Candelabro	11
Cloud, The	13
Dandelion	15
Dune Horizontal	16
Dune Vertical	17
Eris	18
Escape	19
Estela Horizontal	20
Estela Vertical	22
Gea	25
Gea Slim	27
I-Club	28
I-Line	30
Kactos	32
Link	33
Link Chain	35
Lola	38
Maruja	41
Minimikado	42
Nut	43
New Wave	44
Oh! Line	46
Omma 1 Long Leaf	48
Omma 2 Leaves	49
Omma Double 2	50
Ozca	51
Pod	53
Poppy	54
Raindrop	56
Spiro	58
Stitches Bamako	60
Stitches Tombuctú	61
Swirl	62
Totem	64
Voliere	66

SIZE



REFERENCES

ATA SP



COMPONENTS

Wood Veneer Shade

Nickel Metal Canopy - \varnothing 8 cm

Stainless Steel Cable: 2.5 m

Transparent Electrical Cable: 2.5 m

LIGHT SOURCE

Class I



220 - 250V

Recommended Bulb - Not Included

E27 Lamp Holder

LED Globe DIM 12 W, 620 lm*

Energy Class E

*Measurements obtained by theoretical calculations at LZF using ivory white shades & recommended bulbs. Veneer Ref: 20 Ivory White.

SELECT FROM FOLLOWING

WOOD VENEER FINISHES

- | | |
|--|---|
| 20 - Ivory White | 22 - Natural Beech |
| 21 - Natural Cherry | |
| 24 - Yellow | 29 - Grey |
| 25 - Orange | 33 - Pale Rose |
| 26 - Red | 34 - Sea Blue |
| 28 - Blue | |

PACKAGING

Box Size: 76 x 76 x 49 cm

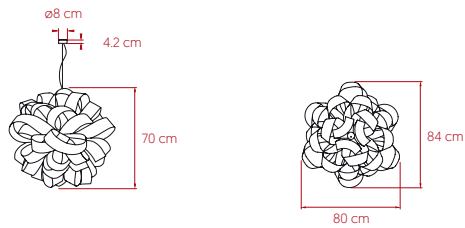
Box Volume: 0.28 m³

Weight: Gross - 7.1 Kg | Net - 2.1 Kg

AGATHA

by Luis Eslava Studio

SIZE




REFERENCES

ATA SB

COMPONENTS

- Wood Veneer Shade
- Nickel Metal Canopy - \varnothing 8 cm
- Stainless Steel Cable: 2.5 m
- Transparent Electrical Cable: 2.5 m

LIGHT SOURCE Class I 

220 - 250V
Recommended Bulb - Not Included
E27 Lamp Holder
6 LED Spherical DIM 11 W, 2.700 lm*
Energy Class F

*Measurements obtained by theoretical calculations at LZF using ivory white shades & recommended bulbs. Veneer Ref: 20 Ivory White.








PACKAGING

Box Size: 76 x 76 x 77 cm - Internally reinforced
Box Volume: 0.44 m³
Weight: Gross - 15.8 Kg | Net - 3.6 Kg



SELECT FROM FOLLOWING

RECOMMENDED WOOD VENEER FINISHES

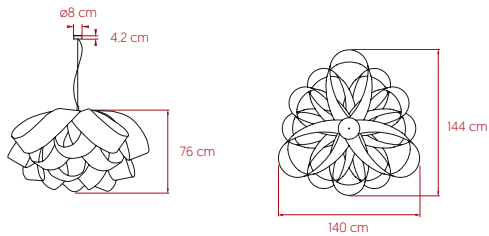
- | | |
|--|---|
|  20 - Ivory White |  22 - Natural Beech |
|  24 - Yellow |  33 - Pale Rose |
|  25 - Orange |  34 - Sea Blue |
|  29 - Grey | |

AGATHA

by Luis Eslava Studio

Large Suspension **lzf**

SIZE



REFERENCES

ATA SG

COMPONENTS

- Wood Veneer Shade
- Nickel Metal Canopy - \varnothing 8 cm
- Stainless Steel Cable: 2.5 m
- Transparent Electrical Cable: 2.5 m

LIGHT SOURCE Class I **CE**

220 - 250V
Recommended Bulb - Not Included
E27 Lamp Holder
3 LED Globe DIM 12 W, 1.860 lm*
Energy Class E

*Measurements obtained by theoretical calculations at LZF using ivory white shades & recommended bulbs. Veneer Ref: 20 Ivory White.

PACKAGING

Box Size: 118 x 114 x 106 cm - Wood crated for transport
Box Volume: 1.43 m³
Weight: Gross - 49.5 Kg | Net - 6.5 Kg



SELECT FROM FOLLOWING

RECOMMENDED WOOD VENEER FINISHES

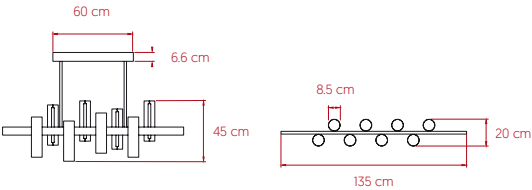
- | | |
|---|---|
| ● 20 - Ivory White | ● 22 - Natural Beech |
| ● 24 - Yellow | ● 33 - Pale Rose |
| ● 25 - Orange | ● 34 - Sea Blue |
| ● 29 - Grey | |

BLACK NOTE KEYS

by Ramón Esteve Studio

Suspension - LED **lzf**

SIZE



REFERENCES

- BKNT KS S BK LED DIM0-10V
- BKNT KS S BK LED DIMDALI
- BKNT KS S GD LED DIM0-10V
- BKNT KS S GD LED DIMDALI

COMPONENTS

- Wood Veneer Shade
- Metal Structure
- Metal Canopy: 60 x 4 x 6.6 cm
- 4 Black Electrified Cables: 2.5 m

LIGHT SOURCE

Class I **CE**

Dual Circuit - DC: Enables independent dimming and control of the decorative wood shades and the tech downlight.

120 - 277V: Dimmable LED 0-10V or DALI

Driver: 2 x Constant Current 900 mA (shades & downlight)
Integrated LED: 8 x Lineal 9 W & 3 x Lineal 10.8 W
3.000K, CRI>90, 80 W, 50-60Hz, 1.949 lm*
Energy Class F

LED Position in Fixture

*Measurements obtained by photometric laboratory tests using ivory white shades. Veneer Ref: 20 Ivory White.

PACKAGING

- Box Size: 154 x 54 x 11 cm
- Box Volume: 0.1 m³
- Weight: Gross - 12.6 | Net -8.4 Kg



SELECT FROM FOLLOWING

DIMMING SYSTEM

LED 0-10V or DALI

LIGHT SOURCE TEMPERATURE

Available 2.700K, 3.000K or 4.000K

WOOD VENEER FINISHES

- 20 - Ivory White
- 21 - Natural Cherry
- 22 - Natural Beech

METAL STRUCTURE & CANOPY FINISHES

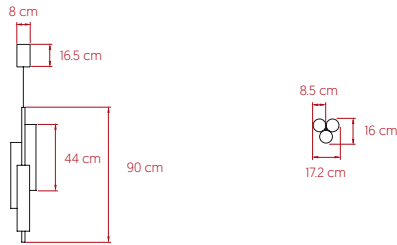
- BK - Matte Black / Matte Black Canopy & Black Cable
- GD - Gold / Gold Canopy & Black Cable

BLACK NOTE TRIPLET

by Ramón Esteve Studio

Suspension - LED **lzf**

SIZE



REFERENCES


- BKNT TR S BK LED DIM0-10V
- BKNT TR S BK LED DIMDALI
- BKNT TR S GD LED DIM0-10V
- BKNT TR S GD LED DIMDALI
- BKNT TR RD S BK LED DIM0-10V
- BKNT TR RD S BK LED DIMDALI
- BKNT TR RD S GD LED DIM0-10V
- BKNT TR RD S GD LED DIMDALI

COMPONENTS

- Wood Veneer Shade
- Metal Structure
- Triangular or Rounded Tube
- Metal Canopy: \varnothing 8 x 16.5 cm
- Electrical Cable: 2.5 m

LIGHT SOURCE Class I 

120 - 277V: Dimmable LED **0-10V** or **DALI**

Driver: 1 x Constant Current 1.400 mA
Integrated LED: 3 x Lineal 15 W
3.000K, CRI>90, 32 W, 50-60Hz, 914 lm*
Energy Class F 

LED Position in Fixture

*Measurements obtained by photometric laboratory tests using ivory white shades. Veneer Ref: 20 Ivory White.

PACKAGING

- Box Size:** 103 x 32 x 11 cm
- Box Volume:** 0.04 m³
- Weight:** Gross - 4.4 Kg | Net - 3 Kg



SELECT FROM FOLLOWING

DIMMING SYSTEM

LED **0-10V** or **DALI**



LIGHT SOURCE TEMPERATURE

Available **2.700K**, **3.000K** or **4.000K**

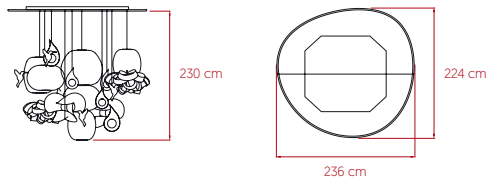
WOOD VENEER FINISHES

-  **20** - Ivory White
-  **21** - Natural Cherry
-  **22** - Natural Beech

METAL STRUCTURE, CANOPY & CABLE FINISHES

-  **BK** - Matte Black / Matte Black Canopy & Black Cable
-  **GD** - Gold / Gold Canopy & Black Cable

SIZE



REFERENCES

CLBO 15 TOT3 LED DIM GB
CLBO 15 TOT3 LED DIM WB



COMPONENTS

- Wood Veneer Shade - Shade mount required
- White Laquered Wood Canopy
- 6 Ceramic Birds
- Electrical & Steel Cables: The measurements have been calculated for a ceiling height of 350 - 400 cm. If your ceiling is higher let us know so we can adjust your cable lengths.

LIGHT SOURCE Class I

220 - 250V: 3 Independent Dimmable Circuits, Dimming & Control of the Central Shade, Periferal Shades & Spotlights.

Circuit 1
4 Spotlights 4 x GU10 - LED DIM 4.6 W

Circuit 2 **Driver:** 2 x Constant Current 900 mA
1 TOT3 S LED **Integrated LED:** Led Module

Circuit 3
3 ATA SP 3 x Bulbs E27 - LED Globe DIM 16 W
2 MMIK S 2 x Bulbs E27 - LED Spherical DIM 11 W
1 POD SP 1 x Bulb E27 - LED Spherical DIM 11 W
1 POD SM 1 x Bulb E27 - LED Spherical DIM 11 W
1 POPY SP 1 x Bulb E27 - LED Spherical DIM 11 W
4 RDROP SM 4 x Bulbs G9 - LED DIM 3.5 W
2 RDROP SG 2 x Bulbs G9 - LED DIM 3.5 W

Bulbs Included

SELECT FROM FOLLOWING

WOOD VENEER FINISHES

- 20 - Ivory White
- 22 - Natural Beech

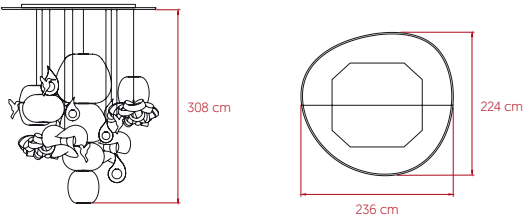
BIRDS FINISHES

- WB - White Glaze
- GD - Gold

PACKAGING

Box Size: For freight, please consult our offices
Total Volume: 8.4 m³
Total Weight: Gross - 394 Kg | Net - 141.9 Kg

SIZE



REFERENCES

CLBO 15 TOT4 LED DIM GB
CLBO 15 TOT4 LED DIM WB



COMPONENTS

Wood Veneer Shade - Shade mount required

White Laquered Wood Canopy

6 Ceramic Birds

Electrical & Steel Cables: The measurements have been calculated for a ceiling height of 350 - 400 cm. If your ceiling is higher let us know so we can adjust your cable lengths.

LIGHT SOURCE Class I 

120 - 277V: 3 Independent Dimmable Circuits, Dimming & Control of the Central Shade, Periferal Shades & Spotlights.

Circuit 1
4 Spotlights 4 x GU10 - LED DIM 4.6 W

Circuit 2 **Driver:** 3 x Constant Current 900 mA
1 TOT4 S LED **Integrated LED:** Led Module

Circuit 3
3 ATA SP 3 x Bulbs E27 - LED Globe DIM 16 W
2 MMIK S 2 x Bulbs E27 - LED Spherical DIM 11 W
1 POD SP 1 x Bulb E27 - LED Spherical DIM 11 W
1 POD SM 1 x Bulb E27 - LED Spherical DIM 11 W
1 POPY SP 1 x Bulb E27 - LED Spherical DIM 11 W
4 RDROP SM 4 x Bulbs G9 - LED DIM 3.5 W
2 RDROP SG 2 x Bulbs G9 - LED DIM 3.5 W

Bulbs Included

SELECT FROM FOLLOWING

WOOD VENEER FINISHES

 20 - Ivory White  22 - Natural Beech

BIRDS FINISHES

 WB - White Glaze  GD - Gold

PACKAGING

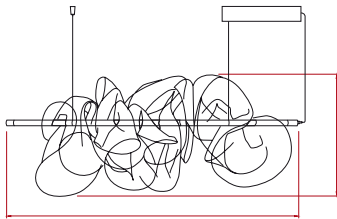
Box Size: For freight, please consult our offices
Total Volume: 8.4 m³
Total Weight: Gross - 405 Kg | Net - 143.1 Kg

THE CLOUD

by Candela Cort

Short Suspension - LED **lzf**

SIZE



REFERENCES

CLD 100 S LED DIM0-10V
CLD 100 S LED DIMDALI



COMPONENTS

- White Water Resistent Mesh
- Transparent Acrylic Diffuser 360°
- Metal Canopy: 35 x 4 x 6.6 cm
- 2 Black Steel Cables: 2.5 m
- Black Coaxial Cable: 2.5 m

LIGHT SOURCE Class I **CE**

120 - 277V: Dimmable LED **0-10V** or **DALI**

Driver: Constant Voltage 24V
Integrated LED: 2 x 1 m 14.4W/m
2.700K, CRI>90, 14.5W, 50-60Hz, 810 lm*
Energy Class F

LED Position in Fixture

*Measurements obtained by photometric laboratory tests.

SELECT FROM FOLLOWING

DIMMING SYSTEM

LED **0-10V** or **DALI**

FABRIC FINISHES

☐ White *Other finishes on request.

CANOPY FINISH

☒ **BK** - Matte Black

PACKAGING

Box Size: 122 x 51 x 51 cm
Box Volume: 0.32 m³
Weight: Gross - 6.5 Kg | Net - 4.8 Kg

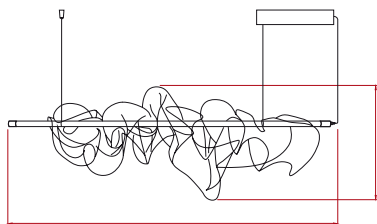
THE CLOUD

by Candela Cort

Long Suspension - LED

lzf

SIZE



REFERENCES

CLD 150 S LED DIM0-10V

CLD 150 S LED DIMDALI



COMPONENTS

White Water Resistent Mesh

Transparent Acrylic Diffuser 360°

Metal Canopy: 35 x 4 x 6.6 cm

2 Black Steel Cables: 2.5 m

Black Coaxial Cable: 2.5 m

LIGHT SOURCE

Class I



120 - 277V: Dimmable LED 0-10V or DALI

Driver: Constant Voltage 24V

Integrated LED: 2 x 1.5 m 14.4W/m

2.700K, CRI>90, 22W, 50-60Hz, 1,215 lm*

Energy Class F

LED Position in Fixture

*Measurements obtained by photometric laboratory tests.

SELECT FROM FOLLOWING

DIMMING SYSTEM

LED 0-10V or DALI

FABRIC FINISHES

White

*Other finishes on request.

CANOPY FINISH

BK - Matte Black

PACKAGING

Box Size: 157 x 50 x 50 cm

Box Volume: 0.4 m³

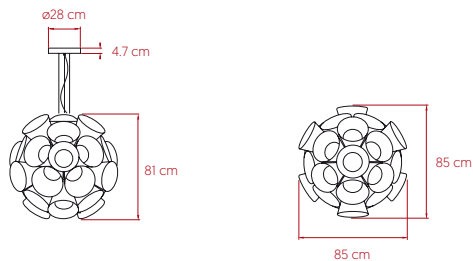
Weight: Gross - 8 Kg | Net - 5.1 Kg

DANDELION

by Burkhard Dämmer

Suspension - LED **lzf**

SIZE



REFERENCES

DDLN S LED DIM0-10V

DDLN S LED DIMDALI



COMPONENTS

Wood Veneer Shade

Metallic Central Structure

Matte Satin Acrylic Diffusers

Nickel Metal Canopy: ø28 cm

3 Steel Cables: 2.5 m

Transparent Electrical Cable: 2.5 m

LIGHT SOURCE

Class I



120 - 277V: Dimmable LED 0-10V or DALI

Driver: 2 x Constant Current 2.000 mA

Integrated LED: 31 x Cob

3.000K, CRI>90, 120 W, 50-60Hz, 3.451 lm*

Energy Class F

LED Position in Fixture

*Measurements obtained by photometric laboratory tests using ivory white shades. Veneer Ref: 20 Ivory White.

PACKAGING

Box Size: 67 x 67 x 95 cm

Box Volume: 0.43 m³

Weight: Gross - 23 Kg | Net - 13.2 Kg

SELECT FROM FOLLOWING

DIMMING SYSTEM

LED 0-10V or DALI

LIGHT SOURCE TEMPERATURE

Available 2.700K, 3.000K or 4.000K

WOOD VENEER FINISHES

20 - Ivory White

21 - Natural Cherry

24 - Yellow

25 - Orange

26 - Red

28 - Blue

22 - Natural Beech

29 - Grey

33 - Pale Rose

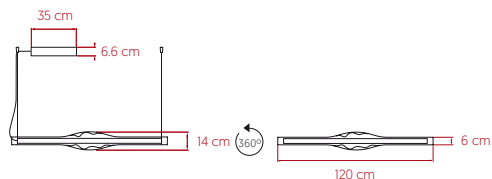
34 - Sea Blue

DUNE HORIZONTAL

by Mayice

Suspension - LED **lzf**

SIZE



REFERENCES

DUNE SH LED DIM0-10V

DUNE SH LED DIMDALI



COMPONENTS

Wood Veneer Shade

Hand Blown Glass: Borosilicate
Borosilicate glass is highly resistant to thermal shock

Matte Satin Acrylic Diffuser

Matte Black Metal Canopy: 35 x 4 x 6,6 cm

2 Black Steel Cables: 2.5 m

Black Coaxial Cable: 2.5 m

LIGHT SOURCE

Class I



120 - 277V: Dimmable LED **0-10V** or **DALI**

Driver: 1 x Constant Current 1.400 mA

Integrated LED: 2 x 1.20 m Strip 24 W/m
3.000K, CRI>90, 32 W, 50-60Hz, 1.528 lm*
Energy Class F

LED Position in Fixture

*Measurements obtained by photometric laboratory tests using ivory white shades. Veneer Ref: 20 Ivory White.

PACKAGING

Box Size: 130 x 34 x 34 cm

Box Volume: 0.15 m³

Weight: Gross: 7.1 Kg | Net - 4 Kg

SELECT FROM FOLLOWING

DIMMING SYSTEM

LED **0-10V** or **DALI**

LIGHT SOURCE TEMPERATURE

Available **2.700K**, **3.000K** or **4.000K**

RECOMMENDED WOOD VENEER FINISHES

- | | |
|----------------------------|---------------------------|
| 20 - Ivory White | 22 - Natural Beech |
| 21 - Natural Cherry | |
| 33 - Pale Rose | 34 - Sea Blue |

DUNE VERTICAL

by Mayice

Suspension - LED **lzf**

SIZE



REFERENCES

DUNE SV LED DIM0-10V

DUNE SV LED DIMDALI



COMPONENTS

Wood Veneer Shade

Hand Blown Glass: Borosilicate
Borosilicate glass is highly resistant to thermal shock

Matte Satin Acrylic Diffuser

Matte Black Metal Canopy: $\varnothing 8 \times 16.5$ cm

Black Steel Cable: 2.5 m

Black Coaxial Cable: 2.5 m

LIGHT SOURCE

Class I



120 - 277V: Dimmable LED **0-10V** or **DALI**

Driver: 1 x Constant Current 1.400 mA

Integrated LED: 2 x 1.20 m Strip 24 W/m
3.000K, CRI>90, 32 W, 50-60Hz, 1.540 lm*
Energy Class F

LED Position in Fixture

*Measurements obtained by theoretical calculations at LZF using ivory white shades & recommended bulbs. Veneer Ref: 20 Ivory White.

PACKAGING

Box Size: 130 x 34 x 34 cm

Box Volume: 0.15 m³

Weight: Gross: 7.1 Kg | Net - 4 Kg

SELECT FROM FOLLOWING

DIMMING SYSTEM

LED **0-10V** or **DALI**

LIGHT SOURCE TEMPERATURE

Available **2.700K**, **3.000K** or **4.000K**

WOOD VENEER FINISHES

20 - Ivory White


21 - Natural Cherry

33 - Pale Rose

22 - Natural Beech

34 - Sea Blue

SIZE



REFERENCES

ERIS S AL

ERIS S BK



COMPONENTS

Wood Veneer Shade

Hand Blown Glass: Borosilicate

Borosilicate glass is highly resistant to thermal shock

Metal Structure

Matte Black Metal Canopy: $\varnothing 8$ cm

Black Electrical Cable: 2.5 m

LIGHT SOURCE

Class I



220 - 250V

Recommended Bulb - Included

GU10 Lamp Holder

LED DIM 4.6 W, 286 lm*

Energy Class A

*Measurements obtained by theoretical calculations at LZF using ivory white shades & recommended bulbs. Veneer Ref: 20 Ivory White.

PACKAGING

Box Size: 54 x 36 x 36 cm

Box Volume: 0.07 m³

Weight: Gross - 4 Kg | Net - 2 Kg

SELECT FROM FOLLOWING

WOOD VENEER FINISHES

20 - Ivory White

21 - Natural Cherry

22 - Natural Beech

33 - Pale Rose

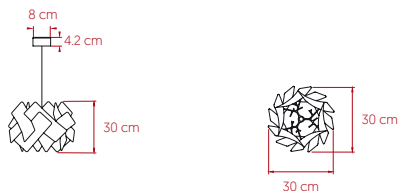
34 - Sea Blue

METAL STRUCTURE FINISHES

BK - Matte Black

AL - Aluminium

SIZE



REFERENCES

SC SP BK
SC SP NI
SC SP WH



COMPONENTS

Wood Veneer Shade

Metal Tripod

Metal Canopy - ø8 cm

Electrical Cable: 2.5 m

LIGHT SOURCE

Class I



220 - 250V

Recommended Bulb - Not Included
E27 Lamp Holder
LED Globe DIM 12 W, 900 lm*
Energy Class E

*Measurements obtained by theoretical calculations at LZf using Ivory White shades & recommended bulbs. Veneer Ref: 20 Ivory White.

SELECT FROM FOLLOWING

WOOD VENEER FINISHES

- | | |
|-----------------------|----------------------|
| ● 20 - Ivory White | ● 22 - Natural Beech |
| ● 21 - Natural Cherry | |
| ● 24 - Yellow | ● 29 - Grey |
| ● 25 - Orange | ● 33 - Pale Rose |
| ● 26 - Red | ● 34 - Sea Blue |
| ● 28 - Blue | |

CANOPY, CABLE & TRIPOD FINISHES

- BK - Matte Black / Black Cable & Black Tripod
- WH - Matte White / White Cable & White Tripod
- NI - Matte Nickel / Transparent Cable & Nickel Tripod

PACKAGING

Box Size: 41 x 41 x 48 cm

Box Volume: 0.08 m³

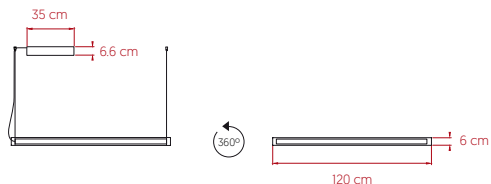
Weight: Gross - 3 Kg | Net - 1 Kg

ESTELA HORIZONTAL

by Mayice

Short Suspension - LED **lzf**

SIZE



REFERENCES

ESTE SH 120 LED DIM0-10V

ESTE SH 120 LED DIMDALI

COMPONENTS

Wood Veneer Shade

Hand Blown Glass: Borosilicate
Borosilicate glass is highly resistant to thermal shock

Matte Satin Acrylic Diffuser

Matte Black Metal Canopy: 35 x 4 x 6,6 cm

2 Black Steel Cables: 2.5 m

Black Coaxial Cable: 2.5 m

LIGHT SOURCE

Class I



120 - 277V: Dimmable LED **0-10V** or **DALI**

Driver: 1 x Constant Current 1.400 mA
Integrated LED: 2 x 1.20 m Strip 24 W/m
3.000K, CRI>90, 32 W, 50-60Hz, 1.278 lm*
Energy Class F

LED Position in Fixture

*Measurements obtained by theoretical calculations at LZF using ivory white shades & recommended bulbs. Veneer Ref: 20 Ivory White.

PACKAGING

Box Size: 138 x 21 x 24 cm

Box Volume: 0.07 m³

Weight: Gross - 4.5 Kg | Net - 4 Kg



SELECT FROM FOLLOWING

DIMMING SYSTEM

LED **0-10V** or **DALI**

LIGHT SOURCE TEMPERATURE

Available **2.700K**, **3.000K** or **4.000K**

WOOD VENEER FINISHES

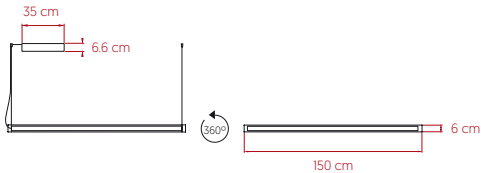
- | | |
|----------------------------|---------------------------|
| 20 - Ivory White | 22 - Natural Beech |
| 21 - Natural Cherry | |
| 33 - Pale Rose | 34 - Sea Blue |

ESTELA HORIZONTAL

by Mayice

Long Suspension - LED **lzf**

SIZE



REFERENCES

ESTE SH 150 LED DIM0-10V
ESTE SH 150 LED DIMDALI



COMPONENTS

- Wood Veneer Shade
- Hand Blown Glass: Borosilicate
Borosilicate glass is highly resistant to thermal shock
- Matte Satin Acrylic Diffuser
- Matte Black Metal Canopy: 35 x 4 x 6,6 cm
- 2 Black Steel Cables: 2.5 m
- Black Coaxial Cable: 2.5 m

LIGHT SOURCE Class I **CE**

120 - 277V: Dimmable LED **0-10V** or **DALI**

Driver: 1 x Constant Current 1.400 mA
Integrated LED: 2 x 1.50 m Strip 24 W/m
3.000K, CRI>90, 40 W, 50-60Hz, 1.541 lm*
Energy Class F

LED Position in Fixture

*Measurements obtained by photometric laboratory tests using ivory white shades. Veneer Ref: 20 Ivory White.

PACKAGING

Box Size: 174 x 22 x 24 cm
Box Volume: 0.09 m³
Weight: Gross - 8 Kg | Net - 3.4 Kg

SELECT FROM FOLLOWING

DIMMING SYSTEM

LED **0-10V** or **DALI**

LIGHT SOURCE TEMPERATURE

Available **2.700K**, **3.000K** or **4.000K**

WOOD VENEER FINISHES

- 20** - Ivory White
- 21** - Natural Cherry
- 22** - Natural Beech
- 33** - Pale Rose
- 34** - Sea Blue

ESTELA VERTICAL

by Mayice

Short Suspension - LED **lzf**

SIZE



REFERENCES

ESTE SV 40 LED DIM0-10V

ESTE SV 40 LED DIMDALI



COMPONENTS

Wood Veneer Shade

Hand Blown Glass: Borosilicate
Borosilicate glass is highly resistant to thermal shock

Matte Satin Acrylic Diffuser

Matte Black Metal Canopy: $\varnothing 8$ cm

Black Steel Cable: 2.5 m

Black Coaxial Cable: 2.5 m

LIGHT SOURCE

Class I



120 - 277V: Dimmable LED **0-10V** or **DALI**

Driver: 1 x Constant Current 440 mA
Integrated LED: 2 x 0.40 m Strip 24 W/m
3,000K, CRI>90, 14 W, 50-60Hz, 980 lm*
Energy Class F

LED Position in Fixture

*Measurements obtained by theoretical calculations at LZF using ivory white shades & recommended bulbs. Veneer Ref: 20 Ivory White.

PACKAGING

Box Size: 12 x 12 x 80 cm

Box Volume: 0.01 m³

Weight: Gross: 3.6 Kg | Net: 2.3 Kg

SELECT FROM FOLLOWING

DIMMING SYSTEM

LED **0-10V** or **DALI**

LIGHT SOURCE TEMPERATURE

Available **2.700K**, **3.000K** or **4.000K**

WOOD VENEER FINISHES


- | | |
|----------------------------|---------------------------|
| 20 - Ivory White | 22 - Natural Beech |
| 21 - Natural Cherry | |
| 33 - Pale Rose | 34 - Sea Blue |

ESTELA VERTICAL

by Mayice

Medium Suspension - LED **lzf**

SIZE



REFERENCES

ESTE SV 60 LED DIM0-10V
ESTE SV 60 LED DIMDALI

COMPONENTS

Wood Veneer Shade

Hand Blown Glass: Borosilicate
Borosilicate glass is highly resistant to thermal shock

Matte Satin Acrylic Diffuser

Matte Black Metal Canopy: $\varnothing 8$ cm

Black Steel Cable: 2.5 m

Black Coaxial Cable: 2.5 m

LIGHT SOURCE

Class I



120 - 277V: Dimmable LED **0-10V** or **DALI**

Driver: 1 x Constant Current 700 mA
Integrated LED: 2 x 0.60 m Strip 24 W/m
3,000K, CRI>90, 20 W, 50-60Hz, 1.120 lm*
Energy Class F

LED Position in Fixture

*Measurements obtained by theoretical calculations at LZF using ivory white shades & recommended bulbs. Veneer Ref: 20 Ivory White.

PACKAGING

Box Size: 12 x 12 x 100 cm
Box Volume: 0.01 m³
Weight: Gross: 3.8 Kg | Net: 2.5 Kg



SELECT FROM FOLLOWING

DIMMING SYSTEM

LED **0-10V** or **DALI**

LIGHT SOURCE TEMPERATURE

Available **2.700K**, **3.000K** or **4.000K**

WOOD VENEER FINISHES


- | | |
|----------------------------|---------------------------|
| 20 - Ivory White | 22 - Natural Beech |
| 21 - Natural Cherry | 34 - Sea Blue |
| 33 - Pale Rose | |

ESTELA VERTICAL

by Mayice

Long Suspension - LED **lzf**

SIZE



REFERENCES

ESTE SV 90 LED DIM0-10V

ESTE SV 90 LED DIMDALI



COMPONENTS

Wood Veneer Shade

Hand Blown Glass: Borosilicate
Borosilicate glass is highly resistant to thermal shock

Matte Satin Acrylic Diffuser

Matte Black Metal Canopy: 8 cm

Black Steel Cable: 2.5 m

Black Coaxial Cable: 2.5 m

LIGHT SOURCE

Class I



120 - 277V: Dimmable LED 0-10V or DALI

Driver: 1 x Constant Current 900 mA
Integrated LED: 2 x 0.90 m Strip 24 W/m
3,000K, CRI>90, 27 W, 50-60Hz, 1,400 lm*
Energy Class F

LED Position in Fixture

*Measurements obtained by theoretical calculations at LZF using ivory white shades & recommended bulbs. Veneer Ref: 20 Ivory White.

PACKAGING

Box Size: 12 x 12 x 130 cm

Box Volume: 0.02 m³

Weight: Gross: 4.5 kg | Net: 3.2 Kg

SELECT FROM FOLLOWING

DIMMING SYSTEM

LED 0-10V or DALI

LIGHT SOURCE TEMPERATURE

Available 2.700K, 3.000K or 4.000K

WOOD VENEER FINISHES

- | | |
|---------------------|--------------------|
| 20 - Ivory White | 22 - Natural Beech |
| 21 - Natural Cherry | |
| 33 - Pale Rose | 34 - Sea Blue |

SIZE



REFERENCES

GEA SP



COMPONENTS

Wood Veneer Shade

Matte Satin Acrylic Diffuser

Chrome Metal Tripod

Metal Canopy - $\varnothing 8$ cm

Electrical Cable: 2.5 m

LIGHT SOURCE

Class I



220 - 250V

Recommended Bulb - Not Included

E27 Lamp Holder

LED Globe DIM 12 W, 730 lm*

Energy Class E

*Measurements obtained by theoretical calculations at LZf using Ivory White shades & recommended bulbs. Veneer Ref: 20 Ivory White.

SELECT FROM FOLLOWING

WOOD VENEER FINISHES

- | | |
|----------------------------|---------------------------|
| 20 - Ivory White | 22 - Natural Beech |
| 21 - Natural Cherry | |
| 24 - Yellow | 29 - Grey |
| 25 - Orange | 33 - Pale Rose |
| 26 - Red | 34 - Sea Blue |
| 28 - Blue | |

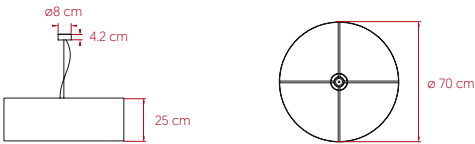
PACKAGING

Box Size: 51 x 51 x 32 cm

Box Volume: 0.08 m³

Weight: Gross - 4.2 Kg | Net - 1.9 Kg

SIZE



REFERENCES

GEA SG

COMPONENTS

- Wood Veneer Shade
- Matte Satin Acrylic Diffuser
- Chrome Metal Tripod
- Metal Canopy - ø8 cm
- Electrical Cable: 2.5 m

LIGHT SOURCE Class I

220 - 250V

Recommended Bulb - Not Included
E27 Lamp Holder
3 LED Spherical DIM 11 W, 1.950 lm*
Energy Class F

*Measurements obtained by theoretical calculations at LZf using Ivory White shades & recommended bulbs. Veneer Ref: 20 Ivory White.

PACKAGING

Box Size: 79 x 79 x 42 cm
Box Volume: 0.26 m³
Weight: Gross - 7.9 Kg | Net - 3.2 Kg



SELECT FROM FOLLOWING

WOOD VENEER FINISHES

- | | |
|---------------------|--------------------|
| 20 - Ivory White | 22 - Natural Beech |
| 21 - Natural Cherry | |
| 24 - Yellow | 29 - Grey |
| 25 - Orange | 33 - Pale Rose |
| 26 - Red | 34 - Sea Blue |
| 28 - Blue | |

GEA SLIM

by Mariví Calvo

Suspension - LED **lzf**

SIZE



REFERENCES

GEA SSL LED DIM0-10V
GEA SSL LED DIMDALI



COMPONENTS

Wood Veneer Shade

White Top Diffuser
Matte Satin Acrylic Bottom Diffuser

Nickel Metal Canopy:
ø17 cm - DIM0-10V & BT
ø23 cm - DALI

3 Steel Cables: 2.5 m

Transparent Electrical Cable: 2.5 m

LIGHT SOURCE

Class I



120 - 277V: Dimmable LED **0-10V** or **DALI**

Driver: 1 x Constant Current 700 mA
Integrated LED: 4 x 0.27 m Lineal 5.5 W/m
3,000K, CRI>90, 25 W, 50-60Hz, 1.866 lm*
Energy Class E

LED Position in Fixture

*Measurements obtained by theoretical calculations at LZf using ivory white shades & recommended bulbs. Veneer Ref: 20 Ivory White.

PACKAGING

Box Size: 61 x 61 x 34 cm

Box Volume: 0.13 m³

Weight: Gross - 8 Kg | Net - 4.1 Kg

SELECT FROM FOLLOWING

DIMMING SYSTEM

LED **0-10V** or **DALI**

LIGHT SOURCE TEMPERATURE

Available **2.700K**, **3.000K** or **4.000K**

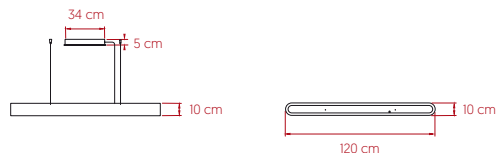
TOP DIFFUSER

Available in **Black**, if you want no upward light diffusion

WOOD VENEER FINISHES

- | | |
|----------------------------|---------------------------|
| 20 - Ivory White | 22 - Natural Beech |
| 21 - Natural Cherry | |
| 24 - Yellow | 29 - Grey |
| 25 - Orange | 33 - Pale Rose |
| 26 - Red | 34 - Sea Blue |
| 28 - Blue | |

SIZE



REFERENCES

I SSL 120 LED DIM0-10V

I SSL 120 LED DIMDALI



COMPONENTS

Wood Veneer Shade

White Top Diffuser

Matte Satin Acrylic Bottom Diffuser

Nickel Metal Canopy: 34 x 11 x 5 cm

2 Steel Cables: 2.5 m

Transparent Electrical Cable: 2.5 m

LIGHT SOURCE

Class I



120 - 277V: Dimmable LED **0-10V** or **DALI**

Driver: 1 x Constant Current 1.400 mA

Integrated LED: 5 x Lineal 5.5 W

3.000K, CRI>90, 25 W, 50-60Hz, 1.966 lm*

Energy Class F

LED Position in Fixture



*Measurements obtained by photometric laboratory tests using ivory white shades. Veneer Ref: 20 Ivory White.

SELECT FROM FOLLOWING

DIMMING SYSTEM

LED **0-10V** or **DALI**

LIGHT SOURCE TEMPERATURE

Available **2.700K**, **3.000K** or **4.000K**


TOP DIFFUSER


Available in **Black**, if you want no upward light diffusion


WOOD VENEER FINISHES

 **20** - Ivory White

 **21** - Natural Cherry

 **22** - Natural Beech

 **24** - Yellow


 **25** - Orange

 **26** - Red

 **28** - Blue

 **29** - Grey

 **33** - Pale Rose

 **34** - Sea Blue

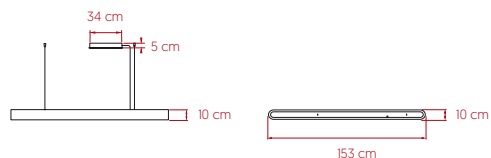
PACKAGING

Box Size: 138 x 21 x 24 cm

Box Volume: 0.07 m³

Weight: Gross - 5.5 Kg | Net - 3.5 Kg

SIZE



REFERENCES

I SSL 150 LED DIM0-10V

I SSL 150 LED DIMDALI

COMPONENTS

Wood Veneer Shade

White Top Diffuser

Matte Satin Acrylic Bottom Diffuser

Nickel Metal Canopy: 34 x 11 x 5 cm

2 Steel Cables: 2.5 m

Transparent Electrical Cable: 2.5 m

LIGHT SOURCE

Class I




120 - 277V: Dimmable LED **0-10V** or **DALI**

Driver: 1 x Constant Current 1.400 mA

Integrated LED: 5 x Lineal 5.5 W

3.000K, CRI>90, 32 W, 50-60Hz, 2.098 lm*

Energy Class F

LED Position in Fixture 

*Measurements obtained by theoretical calculations at LZF using Ivory White shades & recommended bulbs. Veneer Ref: 20 Ivory White.

PACKAGING

Box Size: 182 x 37 x 25 cm

Box Volume: 0.17 m³

Weight: Gross - 11.6 Kg | Net - 4.1 Kg



SELECT FROM FOLLOWING

DIMMING SYSTEM

LED **0-10V** or **DALI**











LIGHT SOURCE TEMPERATURE

Available **2.700K**, **3.000K** or **4.000K**

TOP DIFFUSER

Available in **Black**, if you want no upward light diffusion

WOOD VENEER FINISHES

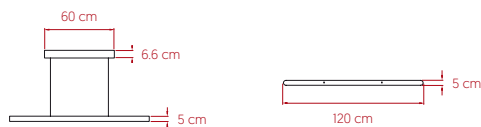
- | | |
|--|--|
|  20 - Ivory White |  22 - Natural Beech |
|  21 - Natural Cherry | |
|  24 - Yellow |  29 - Grey |
|  25 - Orange |  33 - Pale Rose |
|  26 - Red |  34 - Sea Blue |
|  28 - Blue | |

I-LINE

by Burkhard Dämmer

Short Suspension - LED **lzf**

SIZE



REFERENCES

I-LN S 120 BK LED DIM0-10V
I-LN S 120 BK LED DIMDALI
I-LN S 120 WH LED DIM0-10V
I-LN S 120 WH LED DIMDALI



COMPONENTS

Wood Veneer Shade

Matte Satin Acrylic Bottom Diffuser

Lacquered Metal Upper Cover Plate

Matte Black Metal Canopy: 60 x 4 x 6,6 cm

2 Black Electrified Cables: 2.5 m

LIGHT SOURCE

Class I



120 - 277V: Dimmable LED **0-10V** or **DALI**

Driver: 1 x Constant Voltage 24V

Integrated LED: 1 x 1.15 m Strip 24 W/m
3,000K, CRI>90, 30 W, 50-60Hz, 1.725 lm*
Energy Class F

LED Position in Fixture

*Measurements obtained by photometric laboratory tests using ivory white shades. Veneer Ref: 20 Ivory White.

PACKAGING

Box Size: 138 x 21 x 24 cm

Box Volume: 0.07 m³

Weight: Gross - 7.5 Kg | Net - 4.4 Kg

SELECT FROM FOLLOWING

DIMMING SYSTEM

LED **0-10V** or **TRIAC**

LIGHT SOURCE TEMPERATURE

Available **2.700K**, **3.000K** or **4.000K**

WOOD VENEER FINISHES

- | | |
|----------------------------|---------------------------|
| 20 - Ivory White | 22 - Natural Beech |
| 21 - Natural Cherry | |
| 24 - Yellow | 29 - Grey |
| 25 - Orange | 33 - Pale Rose |
| 26 - Red | 34 - Sea Blue |
| 28 - Blue | |

CANOPY FINISHES

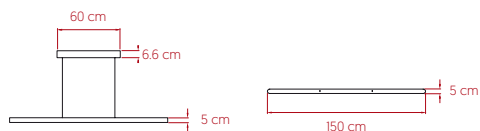
- | | |
|-------------------------|-------------------------|
| BK - Matte Black | WH - Matte White |
|-------------------------|-------------------------|

I-LINE

by Burkhard Dämmer

Long Suspension - LED **lzf**

SIZE



REFERENCES

I-LN S 150 BK LED DIM0-10V
I-LN S 150 BK LED DIMDALI
I-LN S 150 WH LED DIM0-10V
I-LN S 150 WH LED DIMDALI



COMPONENTS

Wood Veneer Shade

Matte Satin Acrylic Bottom Diffuser

Lacquered Metal Upper Cover Plate

Matte Black Metal Canopy: 60 x 4 x 6,6 cm

2 Black Electrified Cables: 2.5 m

LIGHT SOURCE

Class I



120 - 277V: Dimmable LED 0-10V or DALI

Driver: 1 x Constant Voltage 24V

Integrated LED: 1 x 1.45 m Strip 24 W/m
3.000K, CRI>90, 40 W, 50-60Hz, 2.185 lm*
Energy Class F

LED Position in Fixture

*Measurements obtained by theoretical calculations at LZf using Ivory White shades & recommended bulbs. Veneer Ref: 20 Ivory White.

PACKAGING

Box Size: 174 x 22 x 24 cm

Box Volume: 0.09 m³

Weight: Gross - 8 Kg | Net - 4.6 Kg

SELECT FROM FOLLOWING

DIMMING SYSTEM

LED 0-10V or TRIAC

LIGHT SOURCE TEMPERATURE

Available 2.700K, 3.000K or 4.000K

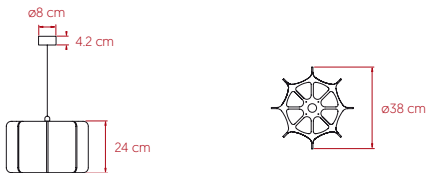
WOOD VENEER FINISHES

- | | |
|---------------------|--------------------|
| 20 - Ivory White | 22 - Natural Beech |
| 21 - Natural Cherry | |
| 24 - Yellow | 29 - Grey |
| 25 - Orange | 33 - Pale Rose |
| 26 - Red | 34 - Sea Blue |
| 28 - Blue | |

CANOPY FINISHES

- | | |
|------------------|------------------|
| BK - Matte Black | WH - Matte White |
|------------------|------------------|

SIZE



REFERENCES

KTO S BK
KTO S WH

COMPONENTS

- Wood Veneer Shade
- Acrylic Frame
- Metal Canopy: ø8 cm
- Electrical Cable: 2.5 m

LIGHT SOURCE Class I

220 - 250V

Recommended Bulb - Not Included
E27 Lamp Holder
LED Globe DIM 15W, 1.650 lm*
Energy Class F

*Measurements obtained by theoretical calculations at LZF using Ivory White shades & recommended bulbs. Veneer Ref: 20 Ivory White.

PACKAGING

Box Size: 40 x 40 x 30 cm
Box Volume: 0.05 m³
Weight: Gross - 3 Kg | Net - 1 Kg



SELECT FROM FOLLOWING

RECOMMENDED WOOD VENEER FINISHES

- 20 - Ivory White
- 21 - Natural Cherry
- 22 - Natural Beech
- 26 - Red
- 28 - Blue
- 29 - Grey
- 33 - Pale Rose
- 34 - Sea Blue

CANOPY, ACRYLIC FRAME & CABLE FINISHES

- BK - Matte Black / Black Frame & Black Cable
- WH - Matte White / White Frame & White Cable

SIZE



REFERENCES

LK SP BK
LK SP NI
LK SP WH

COMPONENTS

Wood Veneer Shade

Metal Tripod

Metal Canopy - ø8 cm

Electrical Cable: 2.5 m

LIGHT SOURCE

Class I



220 - 250V

Recommended Bulb - Not Included
E27 Lamp Holder
LED Globe DIM 12 W, 960 lm*
Energy Class E

*Measurements obtained by theoretical calculations at LZf using Ivory White shades & recommended bulbs. Veneer Ref: 20 Ivory White.

PACKAGING

Box Size: 51 x 51 x 32 cm

Box Volume: 0.08 m³

Weight: Gross - 3.5 Kg | Net - 1 Kg



SELECT FROM FOLLOWING

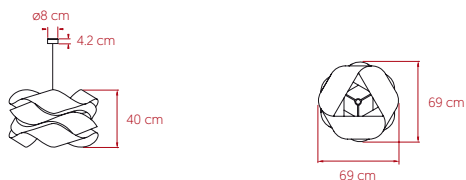
WOOD VENEER FINISHES

- | | |
|-----------------------|----------------------|
| ● 20 - Ivory White | ● 22 - Natural Beech |
| ● 21 - Natural Cherry | |
| ● 24 - Yellow | ● 29 - Grey |
| ● 25 - Orange | ● 33 - Pale Rose |
| ● 26 - Red | ● 34 - Sea Blue |
| ● 28 - Blue | |

CANOPY, CABLE & TRIPOD FINISHES

- **BK** - Matte Black / Black Cable & Black Tripod
- **WH** - Matte White / White Cable & White Tripod
- **NI** - Matte Nickel / Transparent Cable & Nickel Tripod

SIZE



REFERENCES

LK SG BK
LK SG NI
LK SG WH



COMPONENTS

Wood Veneer Shade

Metal Tripod

Metal Canopy - ø8 cm

Electrical Cable: 2.5 m

LIGHT SOURCE

Class I



220 - 250V

Recommended Bulb - Not Included
E27 Lamp Holder
LED Globe DIM 12 W, 1.015 lm*
Energy Class E

*Measurements obtained by theoretical calculations at LZf using Ivory White shades & recommended bulbs. Veneer Ref: 20 Ivory White.

SELECT FROM FOLLOWING

WOOD VENEER FINISHES

- | | |
|---------------------|--------------------|
| 20 - Ivory White | 22 - Natural Beech |
| 21 - Natural Cherry | |
| 24 - Yellow | 29 - Grey |
| 25 - Orange | 33 - Pale Rose |
| 26 - Red | 34 - Sea Blue |
| 28 - Blue | |

CANOPY, CABLE & TRIPOD FINISHES

- BK** - Matte Black / Black Cable & Black Tripod
- WH** - Matte White / White Cable & White Tripod
- NI** - Matte Nickel / Transparent Cable & Nickel Tripod

PACKAGING

Box Size: 79 x 79 x 42 cm

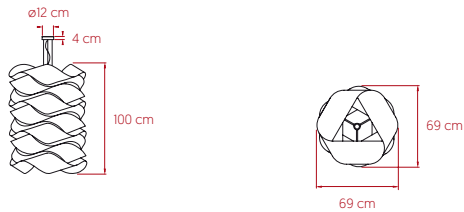
Box Volume: 0.26 m³

Weight: Gross - 6.6 Kg | Net - 1.6 Kg

LINK CHAIN

by Ray Power & Mariví Calvo

SIZE



REFERENCES

LK3 S

COMPONENTS

- Wood Veneer Shade
- White Metal Tripod
- Nickel Metal Canopy - ø12 cm
- 3 Steel Cables: 2.5 m
- Transparent Electrical Cable: 2.5 m

LIGHT SOURCE

Class I



220 - 250V

- Recommended Bulb - Not Included
- E27 Lamp Holder
- 3 LED Globe DIM 12 W, 1.860 lm*
- Energy Class E

*Measurements obtained by theoretical calculations at LZF using Ivory White shades & recommended bulbs. Veneer Ref: 20 Ivory White.

PACKAGING

- Box Size: 86 x 86 x 160 cm - Wood crated for transport
- Box Volume: 1.18 m³
- Weight: Gross - 26.8 Kg | Net - 4.7 Kg



SELECT FROM FOLLOWING

WOOD VENEER FINISHES

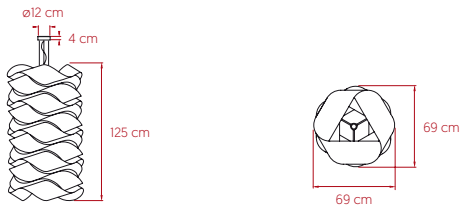
-  20 - Ivory White
-  21 - Natural Cherry
-  22 - Natural Beech

LINK CHAIN

by Ray Power & Mariví Calvo

Medium Suspension **lzf**

SIZE



REFERENCES

LK4 S

COMPONENTS

- Wood Veneer Shade
- White Metal Tripod
- Nickel Metal Canopy - $\varnothing 12$ cm
- 3 Steel Cables: 2.5 m
- Transparent Electrical Cable: 2.5 m

LIGHT SOURCE Class I **CE**

220 - 250V

Recommended Bulb - Not Included
E27 Lamp Holder
4 LED Globe DIM 12 W, 2.475 lm*
Energy Class E

*Measurements obtained by theoretical calculations at LZF using Ivory White shades & recommended bulbs. Veneer Ref: 20 Ivory White.

PACKAGING

Box Size: 86 x 86 x 160 cm - Wood crated for transport
Box Volume: 1.18 m³
Weight: Gross - 28 Kg | Net - 5.9 Kg



SELECT FROM FOLLOWING

WOOD VENEER FINISHES

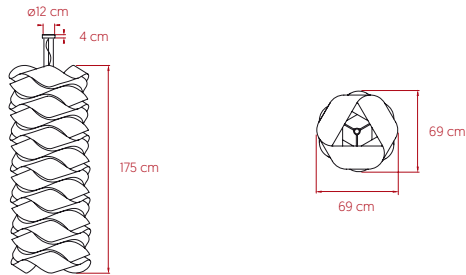
- 20 - Ivory White
- 21 - Natural Cherry
- 22 - Natural Beech

LINK CHAIN

by Ray Power & Mariví Calvo

Large Suspension **lzf**

SIZE



REFERENCES

LK6 S



COMPONENTS

- Wood Veneer Shade
- White Metal Tripod
- Nickel Metal Canopy - $\varnothing 12$ cm
- 3 Steel Cables: 2.5 m
- Transparent Electrical Cable: 2.5 m

LIGHT SOURCE Class I **CE**

220 - 250V

Recommended Bulb - Not Included
E27 Lamp Holder
6 LED Globe DIM 12 W, 3.715 lm*
Energy Class E

*Measurements obtained by theoretical calculations at LZf using Ivory White shades & recommended bulbs. Veneer Ref: 20 Ivory White.

PACKAGING

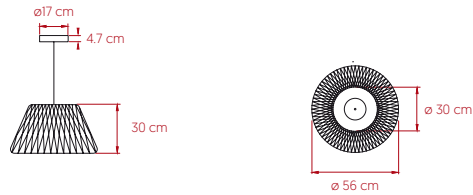
Box Size: 88 x 88 x 210 cm - Wood crated for transport
Box Volume: 1.63 m³
Weight: Gross - 32.3 Kg | Net - 8.3 Kg

SELECT FROM FOLLOWING

WOOD VENEER FINISHES

- 20 - Ivory White
- 21 - Natural Cherry
- 22 - Natural Beech

SIZE



REFERENCES

LOLA SM NI LED DIM0-10V
LOLA SM NI LED DIMDALI

COMPONENTS

- Wood Veneer Shade
- Transparent Acrylic Frame
- Nickel Metal Canopy:
ø17 cm - DIM0-10V & BT
ø23 cm - DALI
- Transparent Electrical Cable: 2.5 m

LIGHT SOURCE Class I **CE**

120 - 277V: Dimmable LED 0-10V or DALI

Driver: 1 x Constant Current 350 mA
Integrated LED: 1 x Circular 19.2 W
3,000K, CRI>90, 15 W, 50-60Hz, 1.137 lm*
Energy Class F

LED Position in Fixture

*Measurements obtained by theoretical calculations at LZf using ivory white shades. Veneer Ref: 20 Ivory White.

PACKAGING

Box Size: 66 x 66 x 42 cm
Box Volume: 0.18 m³
Weight: Gross - 10.4 Kg | Net - 4.4 Kg



SELECT FROM FOLLOWING

DIMMING SYSTEM

LED 0-10V or DALI

LIGHT SOURCE TEMPERATURE

Available 2.700K, 3.000K or 4.000K

WOOD VENEER FINISHES

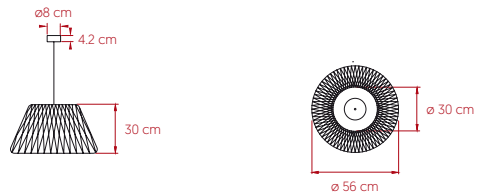
- 20 - Ivory White
- 22 - Natural Beech

LOLA

by Ray Power

Medium Suspension **lzf**

SIZE



REFERENCES

LOLA SM NI E27

COMPONENTS

- Wood Veneer Shade
- Transparent Acrylic Frame
- Nickel Metal Canopy: 8 cm
- Transparent Electrical Cable: 2.5 m

LIGHT SOURCE Class I **CE**

220 - 250V

Recommended Bulb - Not Included
E27 Lamp Holder
LED Globe DIM 15 W
Energy Class E

PACKAGING

Box Size: 66 x 66 x 42 cm
Box Volume: 0.18 m³
Weight: Gross - 8 Kg | Net - 4.4 Kg

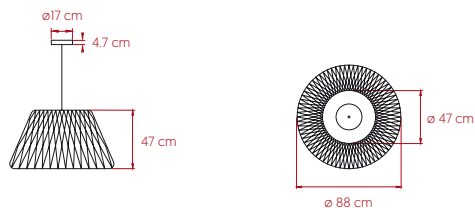


SELECT FROM FOLLOWING

WOOD VENEER FINISHES

- 20 - Ivory White
- 22 - Natural Beech

SIZE



REFERENCES

LOLA SG NI LED DIM0-10V

LOLA SG NI LED DIMDALI



COMPONENTS

Wood Veneer Shade

Transparent Acrylic Frame

Nickel Metal Canopy:
 ø17 cm - DIM0-10V & BT
 ø23 cm - DALI

Transparent Electrical Cable: 2.5 m

LIGHT SOURCE

Class I



120 - 277V: Dimmable LED 0-10V or DALI

Driver: 1 x Constant Current 1.400 mA

Integrated LED: 1 x Corona 46.2 W
 3.000K, CRI>90, 52 W, 50-60Hz, 2.860 lm*
 Energy Class F

LED Position in Fixture

*Measurements obtained by theoretical calculations at LZf using ivory white shades. Veneer Ref: 20 Ivory White.

PACKAGING

Box Size: 101 x 101 x 62 cm

Box Volume: 0.63 m³

Weight: Gross - 17.8 Kg | Net - 6.9 Kg

SELECT FROM FOLLOWING

DIMMING SYSTEM

LED 0-10V or DALI

LIGHT SOURCE TEMPERATURE

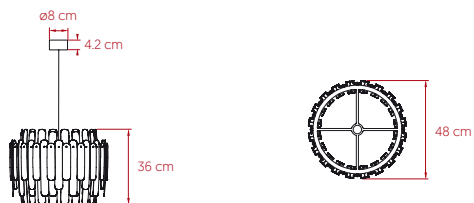
Available 2.700K, 3.000K or 4.000K

WOOD VENEER FINISHES

20 - Ivory White

22 - Natural Beech

SIZE



REFERENCES

MARU S 50 BK
MARU S 50 NI
MARU S 50 WH



COMPONENTS

Wood Veneer Shade

Nickel Metal Tripod

Metal Canopy - $\varnothing 8$ cm

Electrical Cable: 2.5 m

LIGHT SOURCE

Class I



220 - 250V

Recommended Bulb - Not Included
E27 Lamp Holder
LED Globe DIM 12 W, 960 lm*
Energy Class E

*Measurements obtained by theoretical calculations at LZF using Ivory White shades & recommended bulbs. Veneer Ref: 20 Ivory White.

SELECT FROM FOLLOWING

WOOD VENEER FINISHES

- | | |
|---------------------|--------------------|
| 20 - Ivory White | 22 - Natural Beech |
| 21 - Natural Cherry | |
| 24 - Yellow | 29 - Grey |
| 25 - Orange | 33 - Pale Rose |
| 26 - Red | 34 - Sea Blue |
| 28 - Blue | |

CANOPY, CABLE & TRIPOD FINISHES

- BK** - Matte Black / Black Cable & Nickel Tripod
- WH** - Matte White / White Cable & Nickel Tripod
- NI** - Matte Nickel / Transparent Cable & Nickel Tripod

PACKAGING

Box Size: 55 x 52 x 8 cm

Box Volume: 0.02 m³

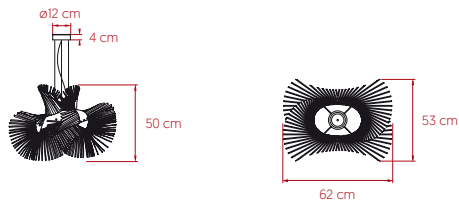
Weight: Gross - 2.7 Kg | Net - 1.1. Kg

MINIMIKADO

by Miguel Herranz

Suspension **lzf**

SIZE



REFERENCES

MMIK S

COMPONENTS

- Wood Veneer Shade
- Chrome Metal Structure
- Nickel Metal Canopy - \varnothing 8 cm
- 3 Steel Cables: 2.5 m
- Electrical Cable: 2.5 m

LIGHT SOURCE Class I **CE**

220 - 250V

Recommended Bulb - Not Included
E27 Lamp Holder
LED Spherical DIM 11 W, 650 lm*
Energy Class B

*Measurements obtained by theoretical calculations at LZF using Ivory White shades & recommended bulbs. Veneer Ref: 20 Ivory White.

PACKAGING

Box Size: 66 x 66 x 62 cm
Box Volume: 0.27 m³
Weight: Gross - 5.7 Kg | Net - 2.1 Kg



SELECT FROM FOLLOWING

WOOD VENEER FINISHES

- | | |
|----------------------------------|---------------------------------|
| 20 - Ivory White | 22 - Natural Beech |
| 21 - Natural Cherry | |
| 24 - Yellow | 29 - Grey |
| 25 - Orange | 33 - Pale Rose |
| 26 - Red | 34 - Sea Blue |
| 28 - Blue | |

SIZE



REFERENCES

NUT S BK
NUT S NI
NUT S WH



COMPONENTS

Wood Veneer Shade

Metal Tripod

Metal Canopy - \varnothing 8 cm

Electrical Cable: 2.5 m

LIGHT SOURCE

Class I



220 - 250V

Recommended Bulb - Not Included
E27 Lamp Holder
LED Globe DIM 12 W, 960 lm*
Energy Class E

*Measurements obtained by theoretical calculations at LZf using Ivory White shades & recommended bulbs. Veneer Ref: 20 Ivory White.

SELECT FROM FOLLOWING

WOOD VENEER FINISHES

- | | |
|---------------------|--------------------|
| 20 - Ivory White | 22 - Natural Beech |
| 21 - Natural Cherry | |
| 24 - Yellow | 29 - Grey |
| 25 - Orange | 33 - Pale Rose |
| 26 - Red | 34 - Sea Blue |
| 28 - Blue | |

CANOPY, CABLE & TRIPOD FINISHES

- BK** - Matte Black / Black Cable & Nickel Tripod
- WH** - Matte White / White Cable & Nickel Tripod
- NI** - Matte Nickel / Transparent Cable & Nickel Tripod

PACKAGING

Box Size: 51 x 51 x 32 cm

Box Volume: 0.08 m³

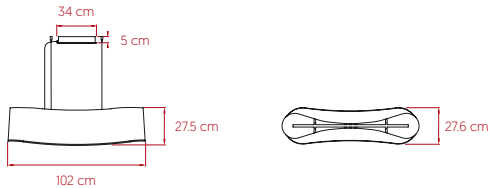
Weight: Gross - 3 Kg | Net - 0.8 Kg

NEW WAVE

by Ray Power

Suspension - LED **lzf**

SIZE



REFERENCES

NWAV S LED DIM0-10V
NWAV S LED DIMDALI

COMPONENTS

- Wood Veneer Shade
- White Metal Structure
- Nickel Metal Canopy - 34 x 11 x 5 cm
- 4 Steel Cables: 2.5 m
- Transparent Electrical Cable: 2.5 m

LIGHT SOURCE

Class I



120 - 277V: Dimmable LED 0-10V or DALI

Driver: 1 x Constant Current 440 mA
Integrated LED: 2 x Lineal 5.5 W
3,000K, CRI>90, 16 W, 50-60Hz, 760 lm*
Energy Class E

LED Position in Fixture

*Measurements obtained by photometric laboratory tests using Blue exterior & Yellow interior. Veneer Ref: 28 Blue & 24 Yellow.

PACKAGING

Box Size: 121 x 31 x 34 cm
Box Volume: 0.13 m³
Weight: Gross - 6 Kg | Net - 2.8 Kg



SELECT FROM FOLLOWING

DIMMING SYSTEM

LED 0-10V or DALI

LIGHT SOURCE TEMPERATURE

Available 2.700K, 3.000K or 4.000K

RECOMMENDED WOOD VENEER FINISHES COMBINATIONS

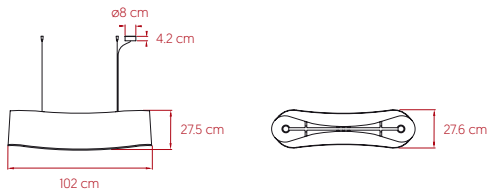
Exterior	Interior
21 - Natural Cherry	20 - Ivory White
26 - Red	24 - Yellow
28 - Blue	24 - Yellow

NEW WAVE

by Ray Power

Suspension **lzf**

SIZE



REFERENCES

NWAV S

COMPONENTS

- Wood Veneer Shade
- White Metal Structure
- Nickel Metal Canopy - $\varnothing 8$ cm
- 4 Steel Cables: 2.5 m
- Transparent Electrical Cable: 2.5 m

LIGHT SOURCE Class I **CE**

220 - 250V

Recommended Bulb - Not Included
E27 Lamp Holder
2 LED Globe DIM 12 W, 1.350 lm*
Energy Class E

*Measurements obtained by theoretical calculations at LZF using Blue exterior & Yellow interior & recommended bulbs. Veneer Ref: 28 Blue & 24 Yellow.

PACKAGING

Box Size: 121 x 31 x 34 cm
Box Volume: 0.13 m³
Weight: Gross - 5 Kg | Net - 1.9 Kg



SELECT FROM FOLLOWING

RECOMMENDED WOOD VENEER FINISHES COMBINATIONS

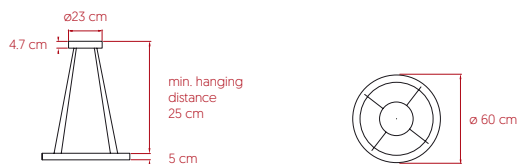
Exterior	Interior
21 - Natural Cherry	20 - Ivory White
26 - Red	24 - Yellow
28 - Blue	24 - Yellow

OH! LINE

by Burkhard Dämmer & Mariví Calvo

Medium Suspension - LED **lzf**

SIZE



REFERENCES

O-LN S 60 BK LED DIM0-10V

O-LN S 60 BK LED DIMDALI



COMPONENTS

Wood Veneer Shade

Matte Satin Acrylic Bottom Diffuser

Laquered Metal Upper Cover Plate

Matte Black Metal Canopy: $\varnothing 23$ cm

2 Black Electrified Cables: 2.5 m

2 Black Steel Cables: 2.5 m

LIGHT SOURCE

Class I



120 - 277V: Dimmable LED **0-10V** or **DALI**

Driver: 1 x Constant Voltage 24V

Integrated LED: 1 x 1.95 m Strip 14 W/m
3.000K, CRI>90, 42 W, 50-60Hz, 2.364 lm*
Energy Class F

LED Position in Fixture

*Measurements obtained by photometric laboratory tests using ivory white shades. Veneer Ref: 20 Ivory White.

PACKAGING

Box Size: 77 x 77 x 16 cm - Wood crated for transport

Box Volume: 0.10 m³

Weight: Gross: 9.5 Kg | Net - 4 Kg

SELECT FROM FOLLOWING

DIMMING SYSTEM

LED **0-10V** or **DALI**

LIGHT SOURCE TEMPERATURE

Available **2.700K**, **3.000K** or **4.000K**

WOOD VENEER FINISHES

- | | |
|----------------------------|---------------------------|
| 20 - Ivory White | 22 - Natural Beech |
| 21 - Natural Cherry | |
| 24 - Yellow | 29 - Grey |
| 25 - Orange | 33 - Pale Rose |
| 26 - Red | 34 - Sea Blue |
| 28 - Blue | |

OH! LINE

by Burkhard Dämmer & Mariví Calvo

Large Suspension - LED **lzf**

SIZE



REFERENCES

O-LN S 80 BK LED DIM0-10V

O-LN S 80 BK LED DIMDALI



COMPONENTS

Wood Veneer Shade

Matte Satin Acrylic Bottom Diffuser

Laquered Metal Upper Cover Plate

Matte Black Metal Canopy: $\varnothing 23$ cm

2 Black Electrified Cables: 2.5 m

2 Black Steel Cables: 2.5 m

LIGHT SOURCE


Class I



120 - 277V: Dimmable LED **0-10V** or **DALI**

Driver: 1 x Constant Voltage 24V

Integrated LED: 1 x 2.50 m Strip 14 W/m
3.000K, CRI>90, 55 W, 50-60Hz, 3.078 lm*
Energy Class F

LED Position in Fixture 

*Measurements obtained by theoretical calculations at LZf using Ivory White shades & recommended bulbs. Veneer Ref: 20 Ivory White.

PACKAGING

Box Size: 97 x 97 x 16 cm - Wood crated for transport

Box Volume: 0.15 m³

Weight: Gross - 12 Kg | Net - 4.6 Kg

SELECT FROM FOLLOWING











DIMMING SYSTEM

LED **0-10V** or **DALI**

LIGHT SOURCE TEMPERATURE

Available **2.700K**, **3.000K** or **4.000K**

WOOD VENEER FINISHES

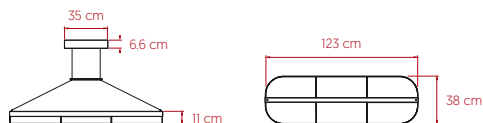
- | | |
|--|--|
|  20 - Ivory White |  22 - Natural Beech |
|  21 - Natural Cherry | |
|  24 - Yellow |  29 - Grey |
|  25 - Orange |  33 - Pale Rose |
|  26 - Red |  34 - Sea Blue |
|  28 - Blue | |

OMMA 1 LONG LEAF

by Eli Gutiérrez

Suspension - LED **lzf**

SIZE



REFERENCES

OM S120 BK LED DIM0-10V
OM S120 BK LED DIMDALI
OM S120 GD LED DIM0-10V
OM S120 GD LED DIMDALI



COMPONENTS

Wood Veneer Shade

Matte Satin Acrylic Bottom Diffuser

Metal Structure

Metal Canopy: 35 x 4 x 6.6 cm - disc ø11.5 cm

2 Black Coaxial Cables: 2.5 m

LIGHT SOURCE

Class I



120 - 277V: Dimmable LED 0-10V or DALI

Driver: 1 x Constant Current 900 mA

Integrated LED: 3 x Lineal 10.8 W

3,000K, CRI>90, 37 W, 50-60Hz, 1.009 lm*

Energy Class F

LED Position in Fixture

*Measurements obtained by photometric laboratory test using natural cherry shades. Veneer Ref: 21 Natural Cherry.

PACKAGING

Box Size: 163 x 56 x 34 cm - Special palletized packaging

Box Volume: 0.31 m³

Weight: Gross: 29 Kg | Net: 6 Kg

SELECT FROM FOLLOWING

DIMMING SYSTEM

LED 0-10V or DALI

LIGHT SOURCE TEMPERATURE

Available 2.700K, 3.000K or 4.000K

WOOD VENEER FINISHES

● 21 - Natural Cherry

METAL STRUCTURE & CANOPY FINISHES

● BK - Matte Black

● GD - Gold

OMMA 2 LEAVES

by Eli Gutiérrez

Suspension - LED **lzf**

SIZE



REFERENCES

- OM S2 BK LED DIM0-10V
- OM S2 BK LED DIMDALI
- OM S2 GD LED DIM0-10V
- OM S2 GD LED DIMDALI

COMPONENTS

- Wood Veneer Shade
- Matte Satin Acrylic Bottom Diffuser
- Metal Structure
- Metal Canopy: 35 x 4 x 6.6 cm - disc ø11.5 cm
- 3 Black Steel Cables: 2.5 m
- Black Coaxial Cable: 2.5 m

LIGHT SOURCE Class I **CE**

120 - 277V: Dimmable LED 0-10V or DALI

Driver: 1 x Constant Current 1.100 mA
Integrated LED: 4 x Lineal 9 W
3.000K, CRI>90, 24 W, 50-60Hz, 410 lm*
Energy Class F

LED Position in Fixture

*Measurements obtained by photometric laboratory test using natural white shades & recommended bulbs. Veneer Ref: 23 Natural White.

PACKAGING

- Box Size:** 118 x 66 x 20 cm
- Box Volume:** 0.16 m³
- Weight:** Gross: 12.8 Kg | Net: 7 Kg



SELECT FROM FOLLOWING

DIMMING SYSTEM

LED 0-10V or DALI

LIGHT SOURCE TEMPERATURE

Available 2.700K, 3.000K or 4.000K

WOOD VENEER FINISHES

- 21 - Natural Cherry
- 22 - Natural Beech
- 23 - Natural White

METAL STRUCTURE & CANOPY FINISHES

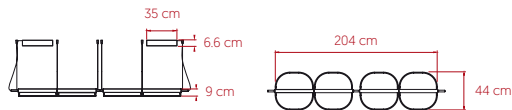
- BK - Matte Black
- GD - Gold

OMMA DOUBLE 2

by Eli Gutiérrez

Suspension - LED **lzf**

SIZE



REFERENCES

- OM S2x2 BK LED DIM0-10V
- OM S2x2 BK LED DIMDALI
- OM S2x2 GD LED DIM0-10V
- OM S2x2 GD LED DIMDALI

COMPONENTS

Wood Veneer Shade

Matte Satin Acrylic Bottom Diffuser

Metal Structure

2 Metal Canopy: 35 x 4 x 6.6 cm - disc ø11.5 cm

6 Black Steel Cables: 2.5 m

2 Black Coaxial Cable: 2.5 m

LIGHT SOURCE

Class I



120 - 277V: Dimmable LED **0-10V** or **DALI**

Driver: 2 x Constant Current 1,400 mA

Integrated LED: 8 x Lineal 9 W

3,000K, CRI>90, 48 W, 50-60Hz, 820 lm*

Energy Class F

LED Position in Fixture

*Measurements obtained by photometric test at LZf using natural white shades & recommended bulbs. Veneer Ref: 23 Natural White.

PACKAGING

Box 1: 118 x 66 x 20 cm | 0.16 m³ | 5.2 Kg

Box 2: 118 x 66 x 20 | 0.16 m³ | 5.2 Kg

Weight: Total Gross - 26 Kg | Total Net - 10.4 Kg



SELECT FROM FOLLOWING

DIMMING SYSTEM

LED **0-10V** or **DALI**

LIGHT SOURCE TEMPERATURE

Available **2.700K**, **3.000K** or **4.000K**

WOOD VENEER FINISHES

21 - Natural Cherry

22 - Natural Beech

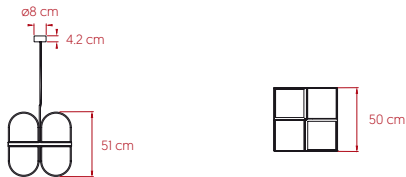
23 - Natural White

METAL STRUCTURE & CANOPY FINISHES

BK - Matte Black

GD - Gold

SIZE



REFERENCES

OSC S EG
OSC S GD

COMPONENTS

- Wood Veneer Shade
- Metal Structure
- Metal Canopy: \varnothing 8 cm
- Steel Cable: 2.5 m
- Textile Electrical Cable: 2.5 m

LIGHT SOURCE Class I **CE**

220 - 250V

Recommended Bulbs - Not Included
E27 Lamp Holder
4 LED Spherical DIM 11W, 3.300 lm*
Energy Class F

*Measurements obtained by theoretical calculations at LZF using Ivory White shades & recommended bulbs. Veneer Ref: 23 Natural White.

PACKAGING

Box Size: 65 x 65 x 40 cm
Box Volume: 0.17 m³
Weight: Gross - 10.5 Kg | Net - Kg



SELECT FROM FOLLOWING

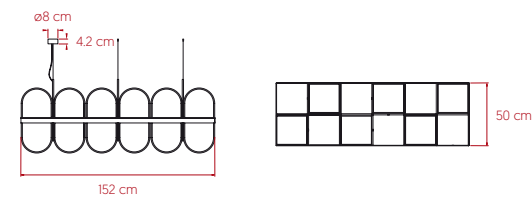
WOOD VENEER FINISHES

- 23 - Natural White
- 33 - Pale Rose

METAL STRUCTURE

- EG - Earl Grey
- GD - Gold

SIZE



REFERENCES

OSC S3 EG
OSC S3 GD

COMPONENTS

- Wood Veneer Shade
- Metal Structure
- Metal Canopy: ø8 cm
- 3 Steel Cable: 2.5 m
- Textile Electrical Cable: 2.5 m

LIGHT SOURCE Class I **CE**

220 - 250V

Recommended Bulbs - Not Included
E27Lamp Holder
12 LED Spherical DIM 12W, 9,240 lm*
Energy Class F

*Measurements obtained by theoretical calculations at LZF using Ivory White shades & recommended bulbs. Veneer Ref: 23 Natural White.

PACKAGING

Box Size: 159 x 52 x 67 cm - Special palletized packaging
Box Volume: 0.55 m³
Weight: Gross - 43 Kg | Net - 17 Kg



SELECT FROM FOLLOWING

WOOD VENEER FINISHES

- 23 - Natural White
- 33 - Pale Rose

METAL STRUCTURE

- EG - Earl Grey
- GD - Gold

POD

by Burkhard Dämmer

Medium Suspension **lzf**

SIZE



REFERENCES

POD SM



COMPONENTS

Wood Veneer Shade

Nickel Metal Canopy - $\varnothing 12$ cm

3 Steel Cables: 2.5 m

Transparent Electrical Cable: 2.5 m

LIGHT SOURCE

Class I













220 - 250V

Recommended Bulb - Not Included
E27 Lamp Holder
LED Spherical DIM 11 W, 486 lm*
Energy Class F

*Measurements obtained by theoretical calculations at LZf using Ivory White shades & recommended bulbs. Veneer Ref: 20 Ivory White.

SELECT FROM FOLLOWING

WOOD VENEER FINISHES

- | | |
|---|---|
|  20 - Ivory White |  22 - Natural Beech |
|  21 - Natural Cherry | |
|  24 - Yellow |  29 - Grey |
|  25 - Orange |  33 - Pale Rose |
|  26 - Red |  34 - Sea Blue |
|  28 - Blue | |

PACKAGING

Box Size: 51 x 51 x 81 cm

Box Volume: 0.21 m³

Weight: Gross - 5.1 Kg | Net - 2.5 Kg

SIZE



REFERENCES

POPPY SP

COMPONENTS

Wood Veneer Shade

Nickel Metal Canopy - $\varnothing 12$ cm

3 Steel Cables: 2.5 m

Transparent Electrical Cable: 2.5 m

LIGHT SOURCE

Class I



220 - 250V

Recommended Bulb - Not Included
E27 Lamp Holder
LED Spherical DIM 11 W, 486 lm*
Energy Class F

*Measurements obtained by theoretical calculations at LZf using Ivory White shades & recommended bulbs. Veneer Ref: 20 Ivory White.



SELECT FROM FOLLOWING

WOOD VENEER FINISHES

- | | |
|---------------------|--------------------|
| 20 - Ivory White | 22 - Natural Beech |
| 21 - Natural Cherry | |
| 24 - Yellow | 29 - Grey |
| 25 - Orange | 33 - Pale Rose |
| 26 - Red | 34 - Sea Blue |
| 28 - Blue | |

PACKAGING

Box Size: 66 x 66 x 62 cm

Box Volume: 0.27 m³

Weight: Gross - 6.9 Kg | Net - 2.6 Kg

SIZE



REFERENCES

POPPY SM



COMPONENTS

Wood Veneer Shade

Nickel Metal Canopy - \varnothing 12 cm

3 Steel Cables: 2.5 m

Transparent Electrical Cable: 2.5 m

LIGHT SOURCE

Class I













220 - 250V

Recommended Bulb - Not Included
E27 Lamp Holder
LED Spherical DIM 11 W, 486 lm*
Energy Class F

*Measurements obtained by theoretical calculations at LZf using Ivory White shades & recommended bulbs. Veneer Ref: 20 Ivory White.

SELECT FROM FOLLOWING

WOOD VENEER FINISHES

- | | |
|---|---|
|  20 - Ivory White |  22 - Natural Beech |
|  21 - Natural Cherry | |
|  24 - Yellow |  29 - Grey |
|  25 - Orange |  33 - Pale Rose |
|  26 - Red |  34 - Sea Blue |
|  28 - Blue | |

PACKAGING

Box Size: 76 x 76 x 77 cm

Box Volume: 0.44 m³

Weight: Gross - 7.6 Kg | Net - 2.9 Kg

RAINDROP

by Javier Herrero Studio

Small Suspension **lzf**

SIZE



REFERENCES

RDROP SP

COMPONENTS

- Wood Veneer Shade
- Frosted Glass Ball
- Nickel Metal Canopy - $\varnothing 8$ cm
- Steel Cable: 2.5 m
- Transparent Electrical Cable: 2.5 m

LIGHT SOURCE Class I **CE**

220 - 250V

Recommended Bulb - Not Included
G9 Lamp Holder
LED DIM 2.5 W, 126 lm*
Energy Class E

*Measurements obtained by theoretical calculations at LZF using Ivory White shades & recommended bulbs. Veneer Ref: 20 Ivory White.

PACKAGING

Box Size: 42 x 30 x 27 cm
Box Volume: 0.03 m³
Weight: Gross - 2.1 Kg | Net - 0.7 Kg



SELECT FROM FOLLOWING

RECOMMENDED WOOD VENEER FINISHES


- | | |
|----------------------------------|---------------------------------|
| 20 - Ivory White | 22 - Natural Beech |
| 21 - Natural Cherry | |
| 28 - Blue | 33 - Pale Rose |
| 29 - Grey | 34 - Sea Blue |

RAINDROP

by Javier Herrero Studio

Medium Suspension **lzf**

SIZE



REFERENCES

RDROP SM

COMPONENTS

- Wood Veneer Shade
- Frosted Glass Ball
- Nickel Metal Canopy - $\varnothing 8$ cm
- Steel Cable: 2.5 m
- Transparent Electrical Cable: 2.5 m

LIGHT SOURCE Class I **CE**

220 - 250V

Recommended Bulb - Not Included
G9 Lamp Holder
LED DIM 2.5 W, 126 lm*
Energy Class E

*Measurements obtained by theoretical calculations at LZF using Ivory White shades & recommended bulbs. Veneer Ref: 20 Ivory White.

PACKAGING

Box Size: 42 x 30 x 27 cm
Box Volume: 0.03 m³
Weight: Gross - 2.2 Kg | Net - 0.9 Kg



SELECT FROM FOLLOWING

RECOMMENDED WOOD VENEER FINISHES

- 20 - Ivory White
- 21 - Natural Cherry
- 22 - Natural Beech
- 28 - Blue
- 29 - Grey
- 33 - Pale Rose
- 34 - Sea Blue

SIZE



REFERENCES

SPRO SM 21 LED DIM0-10V
SPRO SM 21 LED DIMDALI

COMPONENTS

- Wood Veneer Shade
- Opaque Wood Shell
- White Acrylic Top Diffuser
- Transparent Acrylic Bottom Diffuser
- Black Metal Canopy:
ø17 cm - DIM0-10V & BT
ø23 cm - DALI
- 4 Black Steel Cables: 2.5 m
- Black Electrical Cable: 2.5 m

LIGHT SOURCE Class I **CE**

120 - 277V: Dimmable LED 0-10V or DALI

Driver: 1 x Constant Current 1,400 mA
Integrated LED: 10 x Lineal 5.5 W
3,000K, CRI>90, 48 W, 50-60Hz, 730 lm*
Energy Class E

LED Position in Fixture

*Measurements obtained by photometric laboratory tests using Matte white outer shell and natural cherry shades. Veneer Ref: 21 Natural Cherry.

PACKAGING

Box Size: 92 x 92 x 48 cm - Wood Crated for transport
Box Volume: 0.42 m³
Weight: Gross - 22 Kg | Net - 10.1 Kg



SELECT FROM FOLLOWING

DIMMING SYSTEM

LED 0-10V or DALI

LIGHT SOURCE TEMPERATURE

Available 2.700K, 3.000K or 4.000K

TOP DIFFUSER

Available in **Black**, if you want no upward light diffusion

WOOD VENEER FINISH

● 21 - Natural Cherry

OPAQUE OUTER SHELL FINISH

● 21 - Natural Cherry

SIZE



REFERENCES

- SPRO SM BK LED DIM0-10V
- SPRO SM BK LED DIMDALI
- SPRO SM WH LED DIM0-10V
- SPRO SM WH LED DIMDALI



COMPONENTS

- Wood Veneer Shade
- Acrylic Outer Shell
- White Acrylic Top Diffuser
- Transparent Acrylic Bottom Diffuser
- Metal Canopy:
 - 17 cm - DIM0-10V & BT
 - 23 cm - DALI
- 4 Steel Cables: 2.5 m
- Electrical Cable: 2.5 m

LIGHT SOURCE

120 - 277V: Dimmable LED 0-10V or DALI

Class I **CE**

Driver: 1 x Constant Current 1,400 mA
Integrated LED: 10 x Lineal 5.5 W
3,000K, CRI>90, 48 W, 50-60Hz, 1.133 lm*
Energy Class E

LED Position in Fixture

*Measurements obtained by photometric laboratory tests using Mat-tewhite outer shell and ivory white shades. Veneer Ref: 20 Ivory White.

PACKAGING

Box Size: 92 x 92 x 48 cm - Wood Crated for transport
Box Volume: 0.42 m³
Weight: Gross - 22 Kg | Net - 10.9 Kg

SELECT FROM FOLLOWING

DIMMING SYSTEM

LED 0-10V or DALI

LIGHT SOURCE TEMPERATURE

Available 2.700K, 3.000K or 4.000K

TOP DIFFUSER

Available in **Black**, if you want no upward light diffusion

WOOD VENEER FINISHES

- 20 - Ivory White
- 21 - Natural Cherry
- 22 - Natural Beech
- 24 - Yellow
- 25 - Orange
- 26 - Red
- 28 - Blue
- 29 - Grey
- 33 - Pale Rose
- 34 - Sea Blue

ACRYLIC OUTER SHELL, CANOPY & CABLE FINISHES

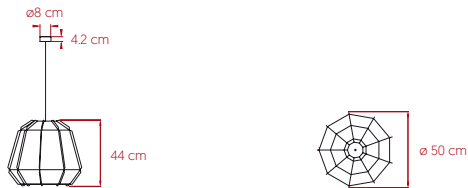
- BK** - Matte Black / Matte Black Canopy & Black Cable
- WH** - Matte White / Matte White Canopy & White Cable

STITCHES BAMAKO

by Burojet

Suspension **lzf**

SIZE



REFERENCES

STCH BMK S

COMPONENTS

- Wood Veneer Shade
- Nickel Metal Canopy - 8 cm
- Transparent Electrical Cable: 2.5 m

LIGHT SOURCE Class I **CE**

220 - 250V

Recommended Bulb - Not Included
E27 Lamp Holder
LED Globe DIM 12 W, 845 lm*
Energy Class E

*Measurements obtained by theoretical calculations at LZF using Ivory White shades & recommended bulbs. Veneer Ref: 20 Ivory White.

PACKAGING

Box Size: 66 x 66 x 62 cm
Box Volume: 0.27 m³
Weight: Gross - 5.8 Kg | Net - 1.5 Kg



SELECT FROM FOLLOWING

RECOMMENDED WOOD VENEER FINISHES

- | | |
|------------------|----------------|
| 20 - Ivory White | 33 - Pale Rose |
| 24 - Yellow | 34 - Sea Blue |
| 29 - Grey | |

STITCHES TOMBUCTÚ

by Burojet

Suspension **lzf**

SIZE



REFERENCES

STCH TBTU S



COMPONENTS

- Wood Veneer Shade
- Nickel Metal Canopy - $\varnothing 8$ cm
- Transparent Electrical Cable: 2.5 m

LIGHT SOURCE Class I **CE**

220 - 250V

Recommended Bulb - Not Included
E27 Lamp Holder
LED Globe DIM 12 W, 845 lm*
Energy Class E

*Measurements obtained by theoretical calculations at LZF using Ivory White shades & recommended bulbs. Veneer Ref: 20 Ivory White.

SELECT FROM FOLLOWING

RECOMMENDED WOOD VENEER FINISHES

- | | |
|-------------------------------|-----------------------------|
| 20 - Ivory White | 33 - Pale Rose |
| 24 - Yellow | 34 - Sea Blue |
| 29 - Grey | |

PACKAGING

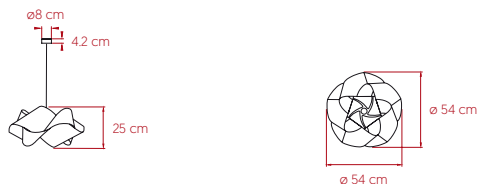
Box Size: 122 x 51 x 51 cm
Box Volume: 0.32 m³
Weight: Gross - 5.8 Kg | Net - 1.4 Kg

SWIRL

by Ray Power

Small Suspension **lzf**

SIZE



REFERENCES

SWRL SP BK
SWRL SP NI
SWRL SP WH



COMPONENTS

Wood Veneer Shade

Metal Tripod

Metal Canopy - \varnothing 8 cm

Electrical Cable: 2.5 m

LIGHT SOURCE

Class I



220 - 250V

Recommended Bulb - Not Included
E27 Lamp Holder
LED Globe DIM 12 W, 960 lm*
Energy Class E

*Measurements obtained by theoretical calculations at LZf using Ivory White shades & recommended bulbs. Veneer Ref: 20 Ivory White.

SELECT FROM FOLLOWING

WOOD VENEER FINISHES

- | | |
|---------------------|--------------------|
| 20 - Ivory White | 22 - Natural Beech |
| 21 - Natural Cherry | |
| 24 - Yellow | 29 - Grey |
| 25 - Orange | 33 - Pale Rose |
| 26 - Red | 34 - Sea Blue |
| 28 - Blue | |

CANOPY, CABLE & TRIPOD FINISHES

- BK - Matte Black / Black Cable & Black Tripod
- WH - Matte White / White Cable & White Tripod
- NI - Matte Nickel / Transparent Cable & Nickel Tripod

PACKAGING

Box Size: 61 x 61 x 34 cm

Box Volume: 0.13 m³

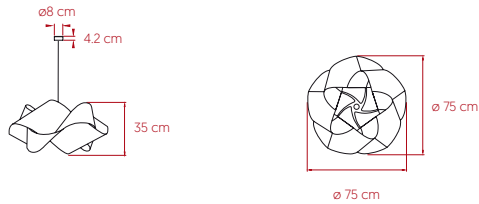
Weight: Gross - 4.4 Kg | Net - 1.3 Kg

SWIRL

by Ray Power

Large Suspension **lzf**

SIZE



REFERENCES

SWRL SG BK
SWRL SG NI
SWRL SG WH

COMPONENTS

- Wood Veneer Shade
- Metal Tripod
- Metal Canopy - ø8 cm
- Electrical Cable: 2.5 m

LIGHT SOURCE Class I 

220 - 250V

Recommended Bulb - Not Included
E27 Lamp Holder
LED Globe DIM 12 W, 1.050 lm*
Energy Class E

*Measurements obtained by theoretical calculations at LZf using Ivory White shades & recommended bulbs. Veneer Ref: 20 Ivory White.











PACKAGING

Box Size: 79 x 79 x 42 cm
Box Volume: 0.26 m³
Weight: Gross - 6.6 Kg | Net - 1.6 Kg






SELECT FROM FOLLOWING

WOOD VENEER FINISHES

- | | |
|---|---|
|  20 - Ivory White |  22 - Natural Beech |
|  21 - Natural Cherry | |
|  24 - Yellow |  29 - Grey |
|  25 - Orange |  33 - Pale Rose |
|  26 - Red |  34 - Sea Blue |
|  28 - Blue | |

CANOPY, CABLE & TRIPOD FINISHES

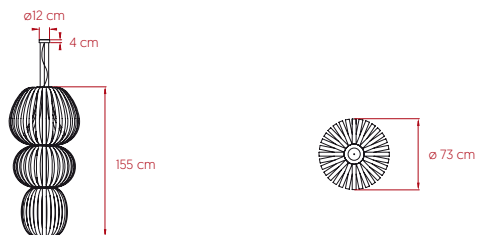
-  BK - Matte Black / Black Cable & Black Tripod
-  WH - Matte White / White Cable & White Tripod
-  NI - Matte Nickel / Transparent Cable & Nickel Tripod

TOTEM

by Burkhard Dämmer & Marivi Calvo

Small Suspension - LED **lzf**

SIZE



REFERENCES

TOT3 S LED DIM0-10V

TOT3 S LED DIMDALI



COMPONENTS

Wood Veneer Shade

Nickel Metal Canopy: $\varnothing 12$ cm

3 Steel Cables: 2.5 m

Transparent Electrical Cable: 2.5 m

LIGHT SOURCE

120 - 277V: Dimmable LED 0-10V or DALI

Class I



Driver: 2 x Constant Current 900 mA
Integrated LED: 20 x 0.27 m Lineal 5.5 W/m
3,000K, CRI>90, 60 W, 50-60Hz, 1,795 lm*
Energy Class E

LED Position in Fixture

*Measurements obtained by theoretical calculations at LZf using natural cherry shades. Veneer Ref: 21 Natural Cherry.

PACKAGING

Box Size:

Box 1: 76 x 76 x 69 cm | 0.40 m³ | 7.1 Kg [Popy SM Shade]

Box 2: 66 x 66 x 52 cm | 0.23 m³ | 5.9 Kg [Popy SP Shade]

Box 3: 51 x 51 x 62 cm | 0.16 m³ | 4 Kg [Pod SP Shade]

Box 4: 182 x 37 x 25 cm | 0.17 m³ | 9.5 Kg [Electric kit]

Weight: Total Gross - 26.5 Kg | Total Net - 15 Kg

SELECT FROM FOLLOWING

DIMMING SYSTEM

LED 0-10V or DALI

LIGHT SOURCE TEMPERATURE

Available 2.700K, 3.000K or 4.000K

RECOMMENDED WOOD VENEER FINISHES

20 - Ivory White

21 - Natural Cherry

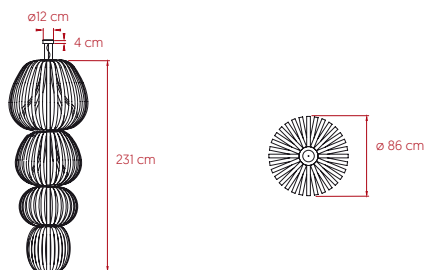
22 - Natural Beech

TOTEM

by Burkhard Dämmer & Mariví Calvo

Medium Suspension - LED **lzf**

SIZE



REFERENCES

TOT4 S LED DIM0-10V

TOT4 S LED DIMDALI



COMPONENTS

Wood Veneer Shade

Nickel Metal Canopy: $\varnothing 12$ cm

3 Steel Cables: 2.5 m

Transparent Electrical Cable: 2.5 m

LIGHT SOURCE

120 - 277V: Dimmable LED 0-10V or DALI

Class I **CE**

Driver: 3 x Constant Current 900 mA
Integrated LED: 28 x 0.27 m Lineal 5.5 W/m
3,000K, CRI>90, 90 W, 50-60Hz, 2.513 lm*
Energy Class E

LED Position in Fixture

*Measurements obtained by theoretical calculations at LZf using Ivory White shades & recommended bulbs. Veneer Ref: 20 Ivory White.

PACKAGING

Box Size:

Box 1: 101 x 101 x 84 cm | 0.86 m³ | 10.9 Kg [Popy SG Shade]

Box 2: 76 x 76 x 69 cm | 0.40 m³ | 7.1 Kg [Popy SM Shade]

Box 3: 66 x 66 x 52 cm | 0.23 m³ | 5.9 Kg [Popy SP Shade]

Box 4: 51 x 51 x 62 cm | 0.16 m³ | 4 Kg [Pod SP Shade]

Box 5: 182 x 37 x 25 cm | 0.17 m³ | 10.4 Kg [Electric kit]

Weight: Total Gross - 38.3 Kg | Total Net - 22 Kg

SELECT FROM FOLLOWING

DIMMING SYSTEM

LED 0-10V or DALI

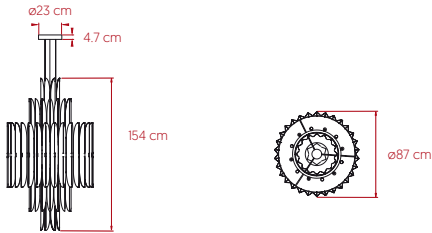
LIGHT SOURCE TEMPERATURE

Available 2.700K, 3.000K or 4.000K

RECOMMENDED WOOD VENEER FINISHES

- 20 - Ivory White
- 21 - Natural Cherry
- 22 - Natural Beech

SIZE



REFERENCES

VOLR S GD

COMPONENTS

- Wood Veneer Shade
- Gold Metal Structure
- Gold Metal Canopy: $\varnothing 23$ cm
- 3 Steel Cables: 5 m
- Gold Cloth cord Electrical Cable: 5 m

LIGHT SOURCE Class I

220 - 250V: Dimmable

Recommended Bulbs - Included
E14 Lamp Holder - 14 LED Candle DIM 7W, 2.800K, Energy Class A*
E27 Lamp Holder - 2 LED Globe DIM 11W, 3.000K, Energy Class F
8.780 lm*

*Measurements obtained by theoretical calculations at LZf using Ivory White shades & recommended bulbs. Veneer Ref: 23 Natural White.

PACKAGING

Box 1: 76 x 76 x 77 cm | 0.44 m³ | 19 Kg
Box 2: 76 x 76 x 77 cm | 0.44 m³ | 15.7 Kg
Weight: Total Gross - 34.7 Kg | Total Net - 18 Kg

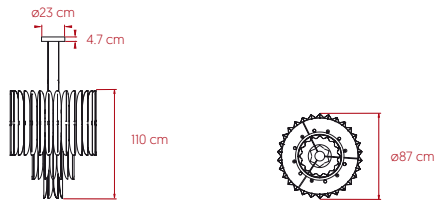


SELECT FROM FOLLOWING

WOOD VENEER & METAL FINISHES COMBINATIONS

Wood Veneer Metal
 23 - Natural White with **GD** - Gold

SIZE



REFERENCES

VOLR S GD SHORT

COMPONENTS

- Wood Veneer Shade
- Gold Metal Structure
- Gold Metal Canopy: $\varnothing 23$ cm
- 3 Steel Cables: 5 m
- Gold Cloth cord Electrical Cable: 5 m

LIGHT SOURCE Class I **CE**

220 - 250V: Dimmable

Recommended Bulbs - Included
E14 Lamp Holder - 14 LED Candle DIM 7W, 2.800K, Energy Class A*
E27 Lamp Holder - 2 LED Globe DIM 11W, 3.000K, Energy Class F
8.780 lm*

*Measurements obtained by theoretical calculations at LZf using Ivory White shades & recommended bulbs. Veneer Ref: 23 Natural White.

PACKAGING

Box 1: 76 x 76 x 77 cm | 0.44 m³ | 19 Kg
Box 2: 76 x 76 x 77 cm | 0.44 m³ | 15.7 Kg
Weight: Total Gross - 34.7 Kg | Total Net - 18 Kg



SELECT FROM FOLLOWING

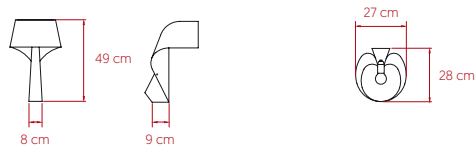
WOOD VENEER & METAL FINISHES COMBINATIONS

- | | | | | |
|---------------------------|--|------|------------------|-------|
| Wood Veneer | | with | | Metal |
| 23 - Natural White | | | GD - Gold | |

TABLE LAMPS

A-Z	PAGE
Air	70
Chou	71
Eris	72
I-Club	73
Kactos	74
Lola	75
Omma 1 Leaf	76
Thesis	77
Tiny	78

SIZE



REFERENCES

AIR MG

COMPONENTS

- Wood Veneer Shade
- Chrome Metal Base
- Transparent Electrical Cable with Dimming Switch: 145 cm

LIGHT SOURCE Class II  

120V
Recommended Bulb - Not Included
E12 Lamp Holder
LED Mini Globe 5.5 W, 329 lm*
Energy Class B











*Measurements obtained by theoretical calculations at LZF using ivory white shades & recommended bulbs. Veneer Ref: 20 Ivory White.

PACKAGING

Box Size: 54 x 36 x 36 cm
Box Volume: 0.07 m³
Weight: Gross - 1.3 Kg | Net - 0.7 Kg



SELECT FROM FOLLOWING

- WOOD VENEER FINISHES**
- | | |
|--|--|
|  20 - Ivory White |  22 - Natural Beech |
|  21 - Natural Cherry | |
|  24 - Yellow |  29 - Grey |
|  25 - Orange |  33 - Pale Rose |
|  26 - Red |  34 - Sea Blue |
|  28 - Blue | |

SIZE



REFERENCES

CHOU MN LED



COMPONENTS

- Wood Veneer Shade
- Matte Satin Acrylic Diffuser
- Black Metal Base & Handle
- Rechargeable Battery:
2.7-4.2V 5800 mAh - INR18650 29E
8 Hours Autonomy at 90% Power
- IN CHARGE: USB Type C
- On / Off Pulse Dimmer

LIGHT SOURCE Class III

Integrated LED: SMD 1 W
2.700K, CRI 80, 4 W, 50.000 h, 315 lm*

LED Position in Fixture

*Measurements obtained by theoretical calculations at LZF using ivory white shades & recommended bulbs. Veneer Ref: 20 Ivory White.

PACKAGING

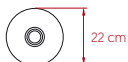
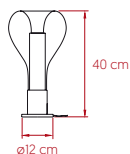
Box Size: 19 x 19 x 35 cm
Box Volume: 0.01 m³
Weight: Gross - 1.5 Kg | Net - 0.62 Kg

SELECT FROM FOLLOWING

WOOD VENEER FINISHES

- 20** - Ivory White
- 21** - Natural Cherry
- 22** - Natural Beech
- 24** - Yellow
- 25** - Orange
- 26** - Red
- 28** - Blue
- 29** - Grey
- 33** - Pale Rose
- 34** - Sea Blue

SIZE



REFERENCES

ERIS M AL

ERIS M BK



COMPONENTS

Wood Veneer Shade

Hand Blown Glass: Borosilicate

Borosilicate glass is highly resistant to thermal shock

Metal Base

Black Electrical Cable with Dimming Switch: 145 cm

LIGHT SOURCE

Class II

220 - 250V: Dimmable

Recommended Bulb - Included

GU10 Lamp Holder

LED DIM 4.6 W, 286 lm*

Energy Class A

*Measurements obtained by theoretical calculations at LZf using ivory white shades & recommended bulbs. Veneer Ref: 20 Ivory White.

SELECT FROM FOLLOWING

RECOMMENDED WOOD VENEER FINISHES

20 - Ivory White

21 - Natural Cherry

22 - Natural Beech

33 - Pale Rose

34 - Sea Blue

METAL STRUCTURE FINISHES

BK - Matte Black

AL - Aluminium

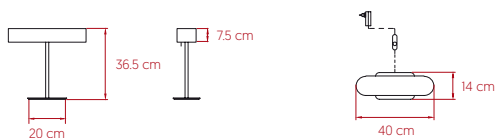
PACKAGING

Box Size: 54 x 36 x 36 cm

Box Volume: 0.07 m³

Weight: Gross - 5 Kg | Net - 2 Kg

SIZE



REFERENCES

I M LED



COMPONENTS

Wood Veneer Shade

Matte Satin Acrylic Bottom & Upper Diffuser

Touch on/off Dimming Rod

Black Electrical Cable: 145 cm

Plug-in Driver


LIGHT SOURCE

Class II  

230V: Dimmable

Driver: 1 x CV 24V

Integrated LED: 4 x 0.35 m Strip 10 W/m
3,000K, CRI>90, 18 W, 50-60Hz, 524 lm*
Energy Class E

LED Position in Fixture 











*Measurements obtained by theoretical calculations at LZf using ivory white shades & recommended bulbs. Veneer Ref: 20 Ivory White.

SELECT FROM FOLLOWING

LIGHT SOURCE TEMPERATURE

Available **2.700K, 3.000K or 4.000K**

WOOD VENEER FINISHES

- | | |
|--|--|
|  20 - Ivory White |  22 - Natural Beech |
|  21 - Natural Cherry | |
|  24 - Yellow |  29 - Grey |
|  25 - Orange |  33 - Pale Rose |
|  26 - Red |  34 - Sea Blue |
|  28 - Blue | |

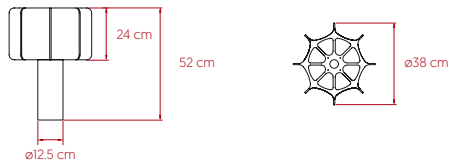
PACKAGING

Box Size: 51 x 51 x 32 cm

Box Volume: 0.08 m³

Weight: Gross - 4 Kg | Net - 1.7 Kg

SIZE



REFERENCES

KTO M BK
KTO M WH

COMPONENTS

- Wood Veneer Shade
- Ceramic Base with Rubber Antislip Bottom
- Acrylic Frame
- Electrical Cable with Dimming Switch: 145 cm

LIGHT SOURCE

Class II  

220 - 250V: Dimmable

Recommended Bulb - Not Included
E27 Lamp Holder
LED Globe DIM 15W, 1.650 lm*
Energy Class F

*Measurements obtained by theoretical calculations at LZf using Ivory White shades & recommended bulbs. Veneer Ref: 20 Ivory White.

PACKAGING

Box Size: 40 x 40 x 46 cm
Box Volume: 0.074 m³
Weight: Gross - 4.2 Kg | Net - 2.2 Kg



SELECT FROM FOLLOWING

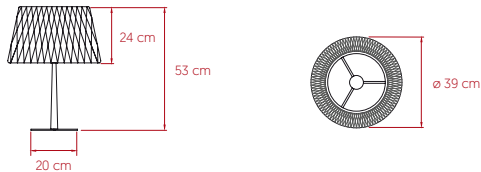
RECOMMENDED WOOD VENEER FINISHES

- 20 - Ivory White
- 21 - Natural Cherry
- 22 - Natural Beech
- 26 - Red
- 28 - Blue
- 29 - Grey
- 33 - Pale Rose
- 34 - Sea Blue

CERAMIC BASE, ACRYLIC FRAME & CABLE FINISHES

- BK - Matte Black / Black Frame & Black Cable
- WH - Matte White / White Frame & White Cable

SIZE



REFERENCES

LOLA MM BK
LOLA MM GD
LOLA MM IV

COMPONENTS

- Wood Veneer Shade
- Transparent Acrylic Frame
- Metal Foot & Base
- Black Electrical Cable with Dimming Switch: 155 cm

LIGHT SOURCE Class II  

220 - 250V: Dimmable

Recommended Bulb - Not Included
E27 Lamp Holder
LED Globe DIM 12 W, 729 lm*
Energy Class E

*Measurements obtained by theoretical calculations at LZf using ivory white shades & recommended bulbs. Veneer Ref: 20 Ivory White.

PACKAGING

Box Size: 51 x 51 x 53 cm
Box Volume: 0.14 m³
Weight: Gross - 5.4 Kg | Net - 2.4 Kg



SELECT FROM FOLLOWING

WOOD VENEER FINISHES

-  20 - Ivory White
-  22 - Natural Beech

METAL FINISHES

-  BK - Matte Black
-  GD - Gold
-  IV - Matte Ivory

OMMA 1 LEAF

by Eli Gutiérrez

Table - LED **lzf**

SIZE



REFERENCES

OM M1 BK LED
OM M1 GD LED



COMPONENTS


- Wood Veneer Shade
- Metal Stem & Structure
- Black Electrical Cable with Dimming Switch: 145 cm
- Plug-in Driver

LIGHT SOURCE

Class II  

230V: Dimmable

Driver: 1 x Constant Voltage 24V
Integrated LED: 1 x Lineal 9 W
3.000K, CRI>90, 8 W, 50-60Hz, 720 lm*
Energy Class F

LED Position in Fixture 

*Measurements obtained by photometric test at LZf using natural white shades & recommended bulbs. Veneer Ref: 23 Natural White.

PACKAGING



Box Size: 50 x 50 x 30 cm
Box Volume: 0.08 m³
Weight: Gross - 7.5 Kg | Net - 3.8 Kg

SELECT FROM FOLLOWING


LIGHT SOURCE TEMPERATURE

Available **2.700K, 3.000K or 4.000K**

WOOD VENEER FINISHES

-  **21** - Natural Cherry
-  **23** - Natural White
-  **22** - Natural Beech

METAL STRUCTURE

-  **BK** - Matte Black
-  **GD** - Gold

SIZE



REFERENCES

THES M BK LED
 THES M IV LED

COMPONENTS

- Wood Veneer Shade
- Metal Tripod, Stem & Structure
- Black Electrical Cable with Dimming Switch: 145 cm

LIGHT SOURCE
 Class II

230V: Dimmable

Driver: 1 x Constant Voltage 24V
 Integrated LED: 3 x 0.1 m Strip 24V
 3.000K, CRI>90, 9 W, 50-60Hz, 361 lm*
 Energy Class F

LED Position in Fixture

*Measurements obtained by theoretical calculations at LZf using ivory white shades & recommended bulbs. Veneer Ref: 20 Ivory White.

PACKAGING

Box Size: 41 x 41 x 48 cm
 Box Volume: 0.08 m³
 Weight: Gross - 3.5 Kg | Net - 1.2 Kg



SELECT FROM FOLLOWING

LIGHT SOURCE TEMPERATURE

Available 2.700K, 3.000K or 4.000K

WOOD VENEER FINISHES

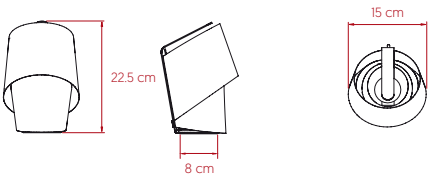
20 - Ivory White

METAL STRUCTURE

BK - Matte Black

IV - Matte Ivory

SIZE



REFERENCES

TINY M
TINY M DIM

COMPONENTS

- Wood Veneer Shade
- Black Metal Base & Handle
- Black Electrical Cable with Switch: 145 cm
- Black Electrical Cable with Dimming Switch: 145 cm [DIM ref.]

LIGHT SOURCE Class II  

220 - 250V

Recommended Bulb - Not Included
E14 Lamp Holder
LED Mini Globe DIM 5W, 470 lm*
Energy Class A*

*Measurements obtained by theoretical calculations at LZF using Ivory White shades & recommended bulbs. Veneer Ref: 20 Ivory White.

** Remember to use a dimming bulb, if you order the lamp with a dimming switch

PACKAGING

Box Size: 19 x 19 x 35 cm
Box Volume: 0.02 m³
Weight: Gross - 1 Kg | Net - 0.7 Kg













SELECT FROM FOLLOWING

DIMMING SYSTEM

With or without Dimming Switch**

WOOD VENEER FINISHES

- | | |
|---|---|
|  20 - Ivory White |  22 - Natural Beech |
|  21 - Natural Cherry | |
|  24 - Yellow |  29 - Grey |
|  25 - Orange |  33 - Pale Rose |
|  26 - Red |  34 - Sea Blue |
|  28 - Blue | |

FLOOR LAMPS

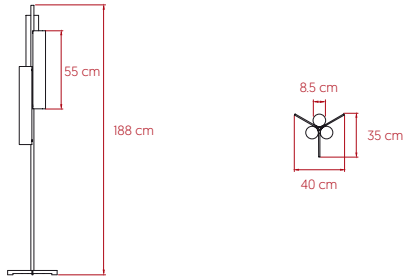
A-Z	PAGE
Black Note Triplet	82
Link	83
Lola	84
Omma	85
Thesis	86

BLACK NOTE TRIPLET

by Ramón Esteve Studio

Floor - LED **lzf**

SIZE



REFERENCES

- BKNT TR P BK LED
- BKNT TR P GD LED
- BKNT TR RD P BK LED
- BKNT TR RD P GD LED


COMPONENTS

- Wood Veneer Shade
- Metal Stem & Base
- Triangular or Rounded Tube
- Black Electrical Cable with Dimming Switch: 185 cm

LIGHT SOURCE Class II  

230V: Dimmable

Driver: 1 x Constant Voltage 24V
Integrated LED: 3 x Strip 24W
3,000K, CRI>90, 25 W, 50-60Hz, 965 lm*
Energy Class G

LED Position in Fixture 

*Measurements obtained by theoretical calculations at LZf using ivory white shades & recommended bulbs. Veneer Ref: 20 Ivory White.

PACKAGING

- Box Size:** 191 x 46 x 16 cm
- Box Volume:** 0.14 m³
- Weight:** Gross - 8 Kg | Net - 4 Kg



SELECT FROM FOLLOWING

LIGHT SOURCE TEMPERATURE

Available **2.700K, 3.000K or 4.000K**

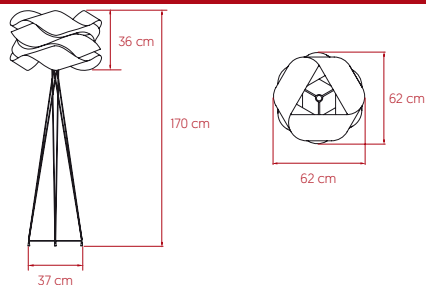
WOOD VENEER FINISHES

-  **20** - Ivory White
-  **21** - Natural Cherry
-  **22** - Natural Beech

METAL FINISHES

-  **BK** - Matte Black
-  **GD** - Gold

SIZE



REFERENCES

LK P



COMPONENTS

Wood Veneer Shade

Nickel Metal Base

Black Metal Tripod

Transparent Electrical Cable with Dimming Switch: 185 cm

LIGHT SOURCE

Class II  

220 - 250V: Dimmable

Recommended Bulb - Not Included

E27 Lamp Holder











LED Globe DIM 12 W, 960 lm*

Energy Class E

*Measurements obtained by theoretical calculations at LZf using ivory white shades & recommended bulbs. Veneer Ref: 20 Ivory White.

SELECT FROM FOLLOWING

WOOD VENEER FINISHES

- | | |
|--|--|
|  20 - Ivory White |  22 - Natural Beech |
|  21 - Natural Cherry | |
|  24 - Yellow |  29 - Grey |
|  25 - Orange |  33 - Pale Rose |
|  26 - Red |  34 - Sea Blue |
|  28 - Blue | |

PACKAGING

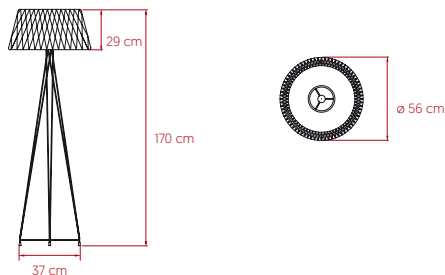
Box Size:

Box 1: 65 x 65 x 49 cm | 0.21 m³ | 2.4 Kg [Shade]

Box 2: 162 x 11 x 11 cm | 0.02 m³ | 2.5 Kg [Foot]

Weight: Gross - 4.9 Kg | Net - 3.1 Kg

SIZE



REFERENCES

LOLA P BK
LOLA P GD
LOLA P IV
LOLA P NI



COMPONENTS

Wood Veneer Shade

Transparent Acrylic Frame

Metal Base

Electrical Cable with Dimming Switch: 185 cm

LIGHT SOURCE

Class II  


220 - 250V: Dimmable

Recommended Bulb - Not Included
E27 Lamp Holder
LED Globe DIM 12 W, 845 lm*
Energy Class E

*Measurements obtained by theoretical calculations at LZf using ivory white shades & recommended bulbs. Veneer Ref: 20 Ivory White.

SELECT FROM FOLLOWING

WOOD VENEER FINISHES

 **20** - Ivory White

 **22** - Natural Beech

METAL & CABLE FINISHES

 **BK** - Matte Black & Black Cable

 **IV** - Ivory White & Black Cable

 **NI** - Matte Nickel & Black Cable

 **GD** - Gold & Gold Cable

PACKAGING

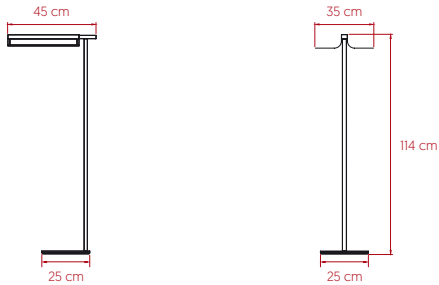
Box Size:

Box 1: 66 x 66 x 42 cm | 0.18 m³ | 5.5 Kg [Shade]

Box 2: 162 x 11 x 11 cm | 0.02 m³ | 2.5 Kg [Foot]

Weight: Gross - 8 Kg | Net - 4.1 Kg

SIZE



REFERENCES


OM P BK LED
OM P GD LED

COMPONENTS

Wood Veneer Shade


Metal Stem & Base

Black Electrical Cable with Dimming Switch: 185 cm

LIGHT SOURCE Class II  

230V: Dimmable

Driver: 1 x Constant Voltage 24V
Integrated LED: 1 x Lineal 15 W
3,000K, CRI>90, 9 W, 50-60Hz, 960 lm*
Energy Class F

LED Position in Fixture 

*Measurements obtained by photometric test at LZF using natural white shades & recommended bulbs. Veneer Ref: 23 Natural White.

PACKAGING

Box Size: 163 x 56 x 34 cm - Special palletized packaging
Box Volume: 0.31 m³
Weight: Gross - 29 Kg | Net - 5.9 Kg




SELECT FROM FOLLOWING

LIGHT SOURCE TEMPERATURE

Available 2.700K, 3.000K or 4.000K

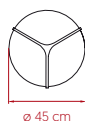
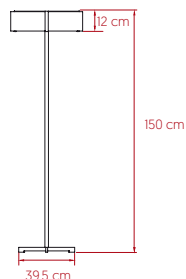
WOOD VENEER FINISHES

-  21 - Natural Cherry
-  23 - Natural White
-  22 - Natural Beech

METAL STRUCTURE

-  BK - Matte Black
-  GD - Gold

SIZE



REFERENCES

THES P 150 BK LED

THES P 150 IV LED



COMPONENTS

Wood Veneer Shade

Metal Tripod, Stem & Base

Black Electrical Cable with Dimming Switch: 185 cm

LIGHT SOURCE

Class II  


230V: Dimmable

Driver: 1 x Constant Voltage 24V

Integrated LED: 3 x 0.3 m Strip 24V

3,000K, CRI>90, 25 W, 50-60Hz, 1.084 lm*

Energy Class F

LED Position in Fixture 

*Measurements obtained by theoretical calculations at LZf using ivory white shades & recommended bulbs. Veneer Ref: 20 Ivory White.

SELECT FROM FOLLOWING


LIGHT SOURCE TEMPERATURE

Available **2.700K, 3.000K or 4.000K**

WOOD VENEER FINISHES

 **20** - Ivory White

METAL STRUCTURE

 **BK** - Matte Black

 **IV** - Matte Ivory

PACKAGING

Box Size: 162 x 59 x 56 cm - Wood crated for transport

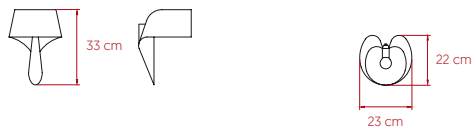
Box Volume: 0.53 m³

Weight: Gross - 18.1 Kg | Net - 3.8 Kg

WALL LAMPS

A-Z	PAGE
Air	90
Black Note	91
Candela	92
Gea	94
Guijarro	100
I-Club	106
Lens	108
Lola	111
Omma	112
Orbit	113
Thesis	115

SIZE



REFERENCES

AIR A




COMPONENTS

Wood Veneer Shade

White Metal Back Plate

LIGHT SOURCE Class I 











220 - 250V
Recommended Bulb - Not Included
E14 Lamp Holder
LED Mini Globe 5.5 W, 329 lm*
Energy Class B

LED Position in Fixture 

*Measurements obtained by theoretical calculations at LZf using ivory white shades & recommended bulbs. Veneer Ref: 20 Ivory White.

SELECT FROM FOLLOWING

WOOD VENEER FINISHES

- | | |
|--|--|
|  20 - Ivory White |  22 - Natural Beech |
|  21 - Natural Cherry | |
|  24 - Yellow |  29 - Grey |
|  25 - Orange |  33 - Pale Rose |
|  26 - Red |  34 - Sea Blue |
|  28 - Blue | |

PACKAGING

Box Size: 42 x 30 x 27 cm
Box Volume: 0.03 m³
Weight: Gross - 1.3 Kg | Net - 0.3 Kg

BLACK NOTE DUPLET

by Ramón Esteve Studio

Wall - LED **lzf**

SIZE



REFERENCES

BKNT DU A BK LED DIM0-10V
BKNT DU A GD LED DIM0-10V

COMPONENTS

Wood Veneer Shade

Metal Structure

Metal Back Plate

LIGHT SOURCE

Class I



120 - 277V: Dimmable LED **0-10V**

Driver: 1 x Constant Current 250 mA
Integrated LED: 2 x Lineal 15 W
3,000K, CRI>90, 10 W, 50-60Hz, 342 lm*
Energy Class F

LED Position in Fixture

*Measurements obtained by photometric laboratory tests using ivory white shades. Veneer Ref: 20 Ivory White.

PACKAGING

Box Size: 37 x 33 x 8 cm
Box Volume: 0.01 m³
Weight: Gross - 2.3 Kg | Net - 1.3 Kg



SELECT FROM FOLLOWING

LIGHT SOURCE TEMPERATURE

Available **2.700K**, **3.000K** or **4.000K**

WOOD VENEER FINISHES

- 20** - Ivory White
- 21** - Natural Cherry
- 22** - Natural Beech

METAL STRUCTURE FINISHES

- BK** - Matte Black
- GD** - Gold

SIZE



REFERENCES

CAND AM GX53 WH

COMPONENTS

Multicolor Wood Veneer Shade

Matte Satin Acrylic Frontal Diffusser

Metal Back Plate

Each piece is numbered and signed by the artist

LIGHT SOURCE Class I **CE**

120V

Recommended Bulb - Included
GX53 Lamp Holder
LED Slim Lamp 7 W, 520 lm*
Energy Class F

*Measurements obtained by theoretical calculations at LZF.

PACKAGING

Box Size: 78 x 78 x 40 cm
Box Volume: 0.24 m³
Weight: Gross - 3.5 Kg |



SELECT FROM FOLLOWING

HOW TO BUY

In our web page, where you will be able to see what versions of Candela are available.

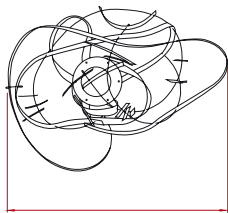
Use the "add to cart" button to select your fixture, and wait for your order confirmation.

CANDELA

by Candela Cort

Large Wall **lzf**

SIZE



ø ~ 55 - 85 cm

REFERENCES

CAND AG GX53 WH

COMPONENTS

Multicolor Woodl Weneer Shade

Matte Satin Acrylic Frontal Diffuser

Metal Back Plate

Each piece is numbered and signed by the artist

WIKAHIT SOURCE

Class II



1220W

Recommended Bulb - Included

GX53 Lamp Holder

LED Slim Lamp 7'W, 5200 lmm*

Energy Class F

*Measurements obtained by theoretical calculations at LZF.

SELECT FROM FOLLOWING

HOW TO BUY

In our web page, where you will be able to see what versions of Candela are available.

Use the "add to cart" button to select your fixture, and wait for your order confirmation.



PACKAGING

Box Size: 87 x 87 x 32 cm

Box Volume: 0.24 m³

Weight: Gross - 6.4 Kg |

GEA G20

by Mariví Calvo

SIZE



REFERENCES

G20 A

COMPONENTS

- Wood Veneer Shade
- Matte Satin Acrylic Frontal Diffusser
- Metal Back Plate

LIGHT SOURCE Class I

220 - 250V

Recommended Bulb - Not Included
GX53 Lamp Holder
LED Slim Lamp 7 W, 210 lm*
Energy Class F

*Measurements obtained by theoretical calculations at LZF using ivory white shades & recommended bulbs. Veneer Ref: 20 Ivory White.



SELECT FROM FOLLOWING

WOOD VENEER FINISHES

- | | |
|---------------------|--------------------|
| 20 - Ivory White | 22 - Natural Beech |
| 21 - Natural Cherry | |
| 24 - Yellow | 29 - Grey |
| 25 - Orange | 33 - Pale Rose |
| 26 - Red | 34 - Sea Blue |
| 28 - Blue | |

PACKAGING

Box Size: 24 x 24 x 42 cm
Box Volume: 0.02 m³
Weight: Gross - 1.7 Kg | Net - 0.6 Kg

GEA G20

by Mariví Calvo

Small Wall & Ceiling - LED **lzf**

SIZE



REFERENCES

G20 A LED DIM0-10V

COMPONENTS

- Wood Veneer Shade
- Matte Satin Acrylic Frontal Diffuser
- Metal Back Plate

LIGHT SOURCE Class I

120 - 277V: Dimmable LED **0-10V**

Driver: Constant Current 250 mA
Integrated LED: 1 x Corona 12 W
3.000K, CRI>90, 12 W, 50-60Hz, 659 lm*

LED Position in Fixture

*Measurements obtained by photometric laboratory tests using ivory white shades. Veneer Ref: 20 Ivory White.

PACKAGING

Box Size: 24 x 24 x 42 cm
Box Volume: 0.02 m³
Weight: Gross - 1.5 Kg | Net - 1 Kg



SELECT FROM FOLLOWING

LIGHT SOURCE TEMPERATURE

Available **2.700K**, **3.000K** or **4.000K**

WOOD VENEER FINISHES

- | | |
|----------------------------|-----------------------|
| 20 - Ivory White | 26 - Red |
| 21 - Natural Cherry | 28 - Blue |
| 22 - Natural Beech | 29 - Grey |
| 24 - Yellow | 33 - Pale Rose |
| 25 - Orange | 34 - Sea Blue |

GEA G30

by Mariví Calvo

Medium Wall & Ceiling **lzf**

SIZE



REFERENCES

G30 A

COMPONENTS

- Wood Veneer Shade
- Matte Satin Acrylic Frontal Diffusser
- Metal Back Plate

LIGHT SOURCE Class I

220 - 250V

Recommended Bulb - Not Included
GX53 Lamp Holder
LED Slim Lamp 7 W, 210 lm*
Energy Class F

*Measurements obtained by theoretical calculations at LZF using ivory white shades & recommended bulbs. Veneer Ref: 20 Ivory White.



SELECT FROM FOLLOWING

WOOD VENEER FINISHES

- | | |
|---------------------|--------------------|
| 20 - Ivory White | 22 - Natural Beech |
| 21 - Natural Cherry | |
| 24 - Yellow | 29 - Grey |
| 25 - Orange | 33 - Pale Rose |
| 26 - Red | 34 - Sea Blue |
| 28 - Blue | |

PACKAGING

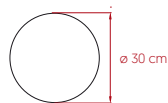
Box Size: 41 x 41 x 27 cm
Box Volume: 0.05 m³
Weight: Gross - 2.4 Kg | Net - 0.9 Kg

GEA G30

by Mariví Calvo

Medium Wall & Ceiling - LED **lzf**

SIZE



REFERENCES

G30 A LED DIM0-10V

COMPONENTS

Wood Veneer Shade


Matte Satin Acrylic Frontal Diffusser

Metal Back Plate

LIGHT SOURCE Class I 

120 - 277V: Dimmable LED **0-10V**

Driver: Constant Current 500 mA
Integrated LED: 1 x Corona 46.2 W
3,000K, CRI>90, 17 W, 50-60Hz, 1.044 lm*
Energy Class F

LED Position in Fixture 

*Measurements obtained by photometric laboratory tests using ivory white shades. Veneer Ref: 20 Ivory White.

PACKAGING

Box Size: 41 x 41 x 27 cm
Box Volume: 0.05 m³
Weight: Gross - 3.1 Kg | Net - 1.9 Kg













SELECT FROM FOLLOWING

LIGHT SOURCE TEMPERATURE

Available **2.700K, 3.000K or 4.000K**

WOOD VENEER FINISHES

- | | |
|--|--|
|  20 - Ivory White |  26 - Red |
|  21 - Natural Cherry |  28 - Blue |
|  22 - Natural Beech |  29 - Grey |
|  24 - Yellow |  33 - Pale Rose |
|  25 - Orange |  34 - Sea Blue |

GEA G42

by Mariví Calvo

SIZE



REFERENCES

G42 A



COMPONENTS

- Wood Veneer Shade
- Matte Satin Acrylic Frontal Diffusser
- Metal Back Plate

LIGHT SOURCE Class I

220 - 250V

Recommended Bulb - Not Included
GX53 Lamp Holder
LED Slim Lamp 7 W, 210 lm*
Energy Class F

*Measurements obtained by theoretical calculations at LZF using ivory white shades & recommended bulbs. Veneer Ref: 20 Ivory White.

SELECT FROM FOLLOWING

WOOD VENEER FINISHES

- | | |
|---------------------|--------------------|
| 20 - Ivory White | 22 - Natural Beech |
| 21 - Natural Cherry | |
| 24 - Yellow | 29 - Grey |
| 25 - Orange | 33 - Pale Rose |
| 26 - Red | 34 - Sea Blue |
| 28 - Blue | |

PACKAGING

Box Size: 51 x 51 x 32 cm
Box Volume: 0.08 m³
Weight: Gross - 4.6 Kg | Net - 1.8 Kg

GEA G42

by Mariví Calvo

Large Wall & Ceiling - LED **lzf**

SIZE



REFERENCES

G42 A LED DIM0-10V

COMPONENTS

- Wood Veneer Shade
- Matte Satin Acrylic Frontal Diffusser
- Metal Back Plate

LIGHT SOURCE Class I

120 - 277V: Dimmable LED **0-10V**

Driver: Constant Current 500 mA
Integrated LED: 1 x Corona 46.2 W
3,000K, CRI>90, 23 W, 50-60Hz, 1.392 lm*
Energy Class F

LED Position in Fixture

*Measurements obtained by photometric laboratory tests using ivory white shades. Veneer Ref: 20 Ivory White.

PACKAGING

Box Size: 51 x 51 x 32 cm
Box Volume: 0.08 m³
Weight: Gross - 3.6 Kg | Net - 2.3 Kg



SELECT FROM FOLLOWING

LIGHT SOURCE TEMPERATURE

Available **2.700K, 3.000K or 4.000K**

WOOD VENEER FINISHES

- | | |
|----------------------------|-----------------------|
| 20 - Ivory White | 26 - Red |
| 21 - Natural Cherry | 28 - Blue |
| 22 - Natural Beech | 29 - Grey |
| 24 - Yellow | 33 - Pale Rose |
| 25 - Orange | 34 - Sea Blue |

GUIJARRO G2

by Mariví Calvo

Small Wall & Ceiling **lzf**

SIZE



REFERENCES

G2 A

COMPONENTS

- Wood Veneer Shade
- Matte Satin Acrylic Frontal Diffusser
- Metal Back Plate

LIGHT SOURCE Class I **CE**

220 - 250V

Recommended Bulb - Not Included
 GX53 Lamp Holder
 LED Slim Lamp 7 W, 210 lm*
 Energy Class F

*Measurements obtained by theoretical calculations at LZF using ivory white shades & recommended bulbs. Veneer Ref: 20 Ivory White.



SELECT FROM FOLLOWING

WOOD VENEER FINISHES

- 20 - Ivory White
- 21 - Natural Cherry
- 22 - Natural Beech
- 24 - Yellow
- 25 - Orange
- 26 - Red
- 28 - Blue
- 29 - Grey
- 33 - Pale Rose
- 34 - Sea Blue

PACKAGING

Box Size: 24 x 24 x 42 cm
Box Volume: 0.02 m³
Weight: Gross - 1.2 Kg | Net - 0.6 Kg

GUIJARRO G2

by Mariví Calvo

Small Wall & Ceiling - LED **lzf**

SIZE



REFERENCES

G2 A LED DIM0-10V

COMPONENTS

- Wood Veneer Shade
- Matte Satin Acrylic Frontal Diffusser
- Metal Back Plate

LIGHT SOURCE Class I **CE**

120 - 277V: Dimmable LED 0-10V

Driver: Constant Current 250 mA
Integrated LED: 1 x Corona 12 W
3,000K, CRI>90, 12 W, 50-60Hz, 690 lm*
Energy Class F

LED Position in Fixture

*Measurements obtained by photometric laboratory tests using ivory white shades. Veneer Ref: 20 Ivory White.

PACKAGING

Box Size: 41 x 41 x 32 cm
Box Volume: 0.05 m³
Weight: Gross - 2.8 Kg | Net - 1 Kg



SELECT FROM FOLLOWING

LIGHT SOURCE TEMPERATURE

Available **2.700K, 3.000K or 4.000K**

WOOD VENEER FINISHES


- | | |
|---------------------|----------------|
| 20 - Ivory White | 26 - Red |
| 21 - Natural Cherry | 28 - Blue |
| 22 - Natural Beech | 29 - Grey |
| 24 - Yellow | 33 - Pale Rose |
| 25 - Orange | 34 - Sea Blue |

GUIJARRO G5

by Mariví Calvo

Medium Wall & Ceiling **lzf**

SIZE



REFERENCES

G5 A

COMPONENTS

- Wood Veneer Shade
- Matte Satin Acrylic Frontal Diffusser
- Metal Back Plate

LIGHT SOURCE Class I **CE**

220 - 250V

Recommended Bulb - Not Included
GX53 Lamp Holder
LED Slim Lamp 7 W, 210 lm*
Energy Class F

*Measurements obtained by theoretical calculations at LZF using ivory white shades & recommended bulbs. Veneer Ref: 20 Ivory White.



SELECT FROM FOLLOWING

WOOD VENEER FINISHES

- | | |
|----------------------------------|---------------------------------|
| 20 - Ivory White | 22 - Natural Beech |
| 21 - Natural Cherry | |
| 24 - Yellow | 29 - Grey |
| 25 - Orange | 33 - Pale Rose |
| 26 - Red | 34 - Sea Blue |
| 28 - Blue | |

PACKAGING


Box Size: 42 x 30 x 27 cm
Box Volume: 0.03 m³
Weight: Gross - 1.9 Kg | Net - 0.9 Kg

GUIJARRO G5

by Mariví Calvo

Medium Wall & Ceiling - LED **lzf**

SIZE



REFERENCES

G5 A LED DIM0-10V


COMPONENTS

- Wood Veneer Shade
- Matte Satin Acrylic Frontal Diffusser
- Metal Back Plate

LIGHT SOURCE Class I 

120 - 277V: Dimmable LED **0-10V**

Driver: Constant Current 500 mA
Integrated LED: 1 x Corona 12 W
3,000K, CRI>90, 17 W, 50-60Hz, 1.252 lm*
Energy Class F

LED Position in Fixture 

*Measurements obtained by photometric laboratory tests using ivory white shades. Veneer Ref: 20 Ivory White.

PACKAGING

Box Size: 42 x 30 x 27 cm
Box Volume: 0.03 m³
Weight: Gross - 2.6 Kg | Net - 1.3 Kg













SELECT FROM FOLLOWING

LIGHT SOURCE TEMPERATURE

Available **2.700K**, **3.000K** or **4.000K**

WOOD VENEER FINISHES


- | | |
|--|--|
|  20 - Ivory White |  26 - Red |
|  21 - Natural Cherry |  28 - Blue |
|  22 - Natural Beech |  29 - Grey |
|  24 - Yellow |  33 - Pale Rose |
|  25 - Orange |  34 - Sea Blue |

GUIJARRO G6

by Mariví Calvo

Large Wall & Ceiling **lzf**

SIZE



REFERENCES

G6 A

COMPONENTS

- Wood Veneer Shade
- Matte Satin Acrylic Frontal Diffusser
- Metal Back Plate

LIGHT SOURCE Class I **CE**

220 - 250V

Recommended Bulb - Not Included
 GX53 Lamp Holder
 LED Slim Lamp 7 W, 210 lm*
 Energy Class F

*Measurements obtained by theoretical calculations at LZF using ivory white shades & recommended bulbs. Veneer Ref: 20 Ivory White.

PACKAGING

Box Size: 51 x 51 x 32 cm
Box Volume: 0.08 m³
Weight: Gross - 3.9 Kg | Net - 1.5 Kg



SELECT FROM FOLLOWING

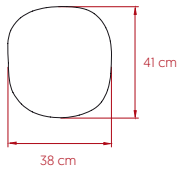
WOOD VENEER FINISHES

- 20 - Ivory White
- 21 - Natural Cherry
- 22 - Natural Beech
- 24 - Yellow
- 25 - Orange
- 26 - Red
- 28 - Blue
- 29 - Grey
- 33 - Pale Rose
- 34 - Sea Blue

GUIJARRO G6

by Mariví Calvo

SIZE



REFERENCES

G6 A LED DIM0-10V

COMPONENTS

Wood Veneer Shade

Matte Satin Acrylic Frontal Diffuser

Metal Back Plate

LIGHT SOURCE

Class I



120 - 277V: Dimmable LED **0-10V**

Driver: Constant Current 500 mA
Integrated LED: 1 x Corona 46.2 W
3,000K, CRI>90, 23 W, 50-60Hz, 1.457 lm*
Energy Class F

LED Position in Fixture

*Measurements obtained by photometric laboratory tests using ivory white shades. Veneer Ref: 20 Ivory White.

PACKAGING

Box Size: 51 x 51 x 32 cm
Box Volume: 0.08 m³
Weight: Gross - 3.6 Kg | Net - 2.3 Kg

Large Wall & Ceiling - LED **lzf**



SELECT FROM FOLLOWING

LIGHT SOURCE TEMPERATURE

Available **2.700K**, **3.000K** or **4.000K**

WOOD VENEER FINISHES

- | | |
|----------------------------|-----------------------|
| 20 - Ivory White | 26 - Red |
| 21 - Natural Cherry | 28 - Blue |
| 22 - Natural Beech | 29 - Grey |
| 24 - Yellow | 33 - Pale Rose |
| 25 - Orange | 34 - Sea Blue |

SIZE



REFERENCES

- I A LED DIM0-10V
- I A LED DIMDALI


COMPONENTS

- Wood Veneer Shade
- Matte Satin Acrylic Bottom & Upper Diffuser
- Metal Back Plate

LIGHT SOURCE Class I 

120 - 277V: Dimmable LED 0-10V or DALI

Driver: 1 x Constant Current 500 mA
Integrated LED: 2 x Lineal 10.8 W
3,000K, CRI>90, 20 W, 50-60Hz, 737 lm*
Energy Class F

LED Position in Fixture 

*Measurements obtained by theoretical calculations at LZF using ivory white shades & recommended bulbs. Veneer Ref: 20 Ivory White.

PACKAGING

Box Size: 57 x 30 x 22 cm
Box Volume: 0.04 m³
Weight: Gross - 3.1 Kg | Net - 1.2 Kg



SELECT FROM FOLLOWING











DIMMING SYSTEM

LED 0-10V or DALI

LIGHT SOURCE TEMPERATURE

Available 2.700K, 3.000K or 4.000K

WOOD VENEER FINISHES

-  20 - Ivory White
-  21 - Natural Cherry
-  22 - Natural Beech
-  24 - Yellow
-  25 - Orange
-  29 - Grey
-  26 - Red
-  33 - Pale Rose
-  28 - Blue
-  34 - Sea Blue

I-CLUB SLIM

by Burkhard Dämmer

Wall - LED **lzf**

SIZE



REFERENCES

- I ASL LED DIM0-10V
- I ASL LED DIMDALI

COMPONENTS

- Wood Veneer Shade
- Matte Satin Acrylic Bottom & Upper Diffuser
- Metal Back Plate

LIGHT SOURCE Class I

120 - 277V: Dimmable LED **0-10V** or **DALI**

Driver: 2 x Constant Current 900 mA
Integrated LED: 8 x Lineal 10.8 W
3,000K, CRI>90, 60 W, 50-60Hz, 2.017 lm*
Energy Class F

LED Position in Fixture

*Measurements obtained by theoretical calculations at LZf using ivory white shades & recommended bulbs. Veneer Ref: 20 Ivory White.

PACKAGING

Box Size: 182 x 37 x 25 cm
Box Volume: 0.17 m³
Weight: Gross - 11.4 Kg | Net - 3.8 Kg



SELECT FROM FOLLOWING

DIMMING SYSTEM

LED **0-10V** or **DALI**

LIGHT SOURCE TEMPERATURE

Available **2.700K**, **3.000K** or **4.000K**

WOOD VENEER FINISHES

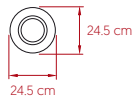
- | | |
|----------------------------|---------------------------|
| 20 - Ivory White | 22 - Natural Beech |
| 21 - Natural Cherry | |
| 24 - Yellow | 29 - Grey |
| 25 - Orange | 33 - Pale Rose |
| 26 - Red | 34 - Sea Blue |
| 28 - Blue | |

LENS CIRCULAR

by Mut Design

Wall - LED **lzf**

SIZE



REFERENCES

- LENS CR A BK LED DIM0-10V
- LENS CR A GD LED DIM0-10V
- LENS CR A IV LED DIM0-10V



COMPONENTS

Wood Veneer Shade
Double layered wood veneer, colour facing out white facing in.

Central Mirror

Metal Ring

LIGHT SOURCE

Class I



120 - 277V: Dimmable LED 0-10V

Driver: 1 x Constant Voltage 24V
Integrated LED: 0.45 m x Strip 15 W/m
3,000K, CRI>90, 10 W, 50-60Hz, 172 lm*
Energy Class F

LED Position in Fixture

*Measurements obtained by theoretical calculations at LZf using ivory white shades & recommended bulbs. Veneer Ref: 20 Ivory White.

SELECT FROM FOLLOWING

LIGHT SOURCE TEMPERATURE

Available **2.700K, 3.000K or 4.000K**

WOOD VENEER FINISHES

- | | |
|---------------------|--------------------|
| 20 - Ivory White | 22 - Natural Beech |
| 21 - Natural Cherry | |
| 24 - Yellow | 29 - Grey |
| 25 - Orange | 33 - Pale Rose |
| 26 - Red | 34 - Sea Blue |
| 28 - Blue | |

METAL FINISHES

- | | |
|------------------|-----------|
| BK - Matte Black | GD - Gold |
| IV - Ivory White | |

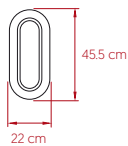
PACKAGING

Box Size: 37 x 33 x 8 cm
Box Volume: 0.01 m³
Weight: Gross - 4 Kg | Net - 1.2 Kg

LENS OVAL

by Mut Design

SIZE



REFERENCES

- LENS OV A BK LED DIM0-10V
- LENS OV A GD LED DIM0-10V
- LENS OV A IV LED DIM0-10V

COMPONENTS

Wood Veneer Shade
Double layered wood veneer, colour facing out white facing in.

Central Mirror

Metal Ring

LIGHT SOURCE Class I

120 - 277V: Dimmable LED 0-10V

Driver: 1 x Constant Voltage 24V
Integrated LED: 0.85 m x Strip 15 W/m
3,000K, CRI>90, 15 W, 50-60Hz, 325 lm*
Energy Class F

LED Position in Fixture

*Measurements obtained by theoretical calculations at LZF using ivory white shades & recommended bulbs. Veneer Ref: 20 Ivory White.

PACKAGING

Box Size: 57 x 33 x 8 cm
Box Volume: 0.02 m³
Weight: Gross - 3 Kg | Net - 2.3 Kg



SELECT FROM FOLLOWING

LIGHT SOURCE TEMPERATURE

Available **2.700K**, **3.000K** or **4.000K**

WOOD VENEER FINISHES

- | | |
|---------------------|--------------------|
| 20 - Ivory White | 22 - Natural Beech |
| 21 - Natural Cherry | |
| 24 - Yellow | 29 - Grey |
| 25 - Orange | 33 - Pale Rose |
| 26 - Red | 34 - Sea Blue |
| 28 - Blue | |

METAL FINISHES

- | | |
|------------------|-----------|
| BK - Matte Black | GD - Gold |
| IV - Ivory White | |

LENS SUPER OVAL

by Mut Design

Wall - LED **lzf**

SIZE



REFERENCES

- LENS SOV A BK LED DIM0-10V
- LENS SOV A GD LED DIM0-10V
- LENS SOV A IV LED DIM0-10V

COMPONENTS

Wood Veneer Shade
Double layered wood veneer, colour facing out white facing in.

Central Mirror

Metal Ring

LIGHT SOURCE Class I

120 - 277V: Dimmable LED 0-10V

Driver: 1 x Constant Voltage 24V
Integrated LED: 1.50 m x Strip 15 W/m
3,000K, CRI>90, 28 W, 50-60Hz, 573 lm*
Energy Class F

LED Position in Fixture

*Measurements obtained by theoretical calculations at LZF using ivory white shades & recommended bulbs. Veneer Ref: 20 Ivory White.

PACKAGING

Box Size: 87 x 33 x 8 cm
Box Volume: 0.02 m³
Weight: Gross - 5.2 Kg | Net - 4 Kg



SELECT FROM FOLLOWING

LIGHT SOURCE TEMPERATURE

Available **2.700K, 3.000K or 4.000**

WOOD VENEER FINISHES

- | | |
|---------------------|--------------------|
| 20 - Ivory White | 22 - Natural Beech |
| 21 - Natural Cherry | |
| 24 - Yellow | 29 - Grey |
| 25 - Orange | 33 - Pale Rose |
| 26 - Red | 34 - Sea Blue |
| 28 - Blue | |

METAL FINISHES

- | | |
|------------------|-----------|
| BK - Matte Black | GD - Gold |
| IV - Ivory White | |

SIZE



REFERENCES

LOLA A

COMPONENTS

Wood Veneer Shade

Acrylic Frame

Metal Back Plate

LIGHT SOURCE

Class I



220 - 250V

Recommended Bulb - Included
GX53 Lamp Holder
2 LED Slim Lamp 7 W, 376 lm*
Energy Class F

*Measurements obtained by theoretical calculations at LZf using ivory white shades & recommended bulbs. Veneer Ref: 20 Ivory White.

PACKAGING

Box Size: 42 x 30 x 27 cm
Box Volume: 0.03 m³
Weight: Gross - 2.8 Kg | Net - 0.8 Kg



SELECT FROM FOLLOWING

WOOD VENEER FINISHES



20 - Ivory White



22 - Natural Beech

SIZE



REFERENCES

OM A BK LED
OM A GD LED

COMPONENTS

- Wood Veneer Shade
- Metal Structure
- Metal Back Plate

LIGHT SOURCE Class I

120 - 277V: Dimmable LED 0-10V

Driver: 1 x Constant Current 500 mA
Integrated LED: 1 x Lineal 15 W
3,000K, CRI>90, 12 W, 50-60Hz, 840 lm*
Energy Class F

LED Position in Fixture

*Measurements obtained by theoretical calculations at LZf using natural white shades & recommended bulbs. Veneer Ref: 23 Natural White.

PACKAGING

Box Size: 50 x 50 x 22 cm
Box Volume: 0.06 m³
Weight: Gross - 4 Kg | Net - 1.5 Kg



SELECT FROM FOLLOWING

LIGHT SOURCE TEMPERATURE

Available 2.700K, 3.000K or 4.000

WOOD VENEER FINISHES

- 21 - Natural Cherry
- 22 - Natural Beech
- 23 - Natural White

METAL STRUCTURE

- BK - Matte Black
- GD - Gold

SIZE



REFERENCES

ORB MN A

COMPONENTS

Wood Veneer Shade

White Metal Back Plate

LIGHT SOURCE Class I

120V

Recommended Bulb - Not Included
GX53 Lamp Holder
LED Slim Lamp 7 W, 520 lm*
Energy Class F

*Measurements obtained by theoretical calculations at LZF using Ivory White shades & recommended bulbs. Veneer Ref: 20 Ivory White.

PACKAGING

Box Size: 42 x 30 x 27 cm
Box Volume: 0.03 m³
Weight: Gross - 1.2 Kg | Net - 0.2 Kg



SELECT FROM FOLLOWING

WOOD VENEER FINISHES

- | | |
|---------------------|----------------|
| 20 - Ivory White | 26 - Red |
| 21 - Natural Cherry | 28 - Blue |
| 22 - Natural Beech | 29 - Grey |
| 24 - Yellow | 33 - Pale Rose |
| 25 - Orange | 34 - Sea Blue |

SIZE



REFERENCES

ORB A

COMPONENTS

Wood Veneer Shade

White Metal Back Plate

LIGHT SOURCE Class I 

220 - 250V

Recommended Bulb - Not Included
E27 Lamp Holder
LED Spherical DIM 11 W, 567 lm*
Energy Class F

*Measurements obtained by theoretical calculations at LZF using ivory white shades & recommended bulbs. Veneer Ref: 20 Ivory White.

PACKAGING

Box Size: 42 x 30 x 27 cm
Box Volume: 0.03 m³
Weight: Gross - 1.8 Kg | Net - 0.6 Kg

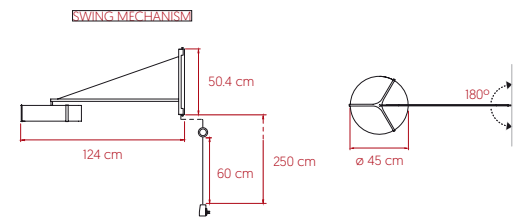


SELECT FROM FOLLOWING

WOOD VENEER FINISHES

- | | |
|--|--|
|  20 - Ivory White |  26 - Red |
|  21 - Natural Cherry |  28 - Blue |
|  22 - Natural Beech |  29 - Grey |
|  24 - Yellow |  33 - Pale Rose |
|  25 - Orange |  34 - Sea Blue |

SIZE



REFERENCES

THES A BK LED
THES A IV LED


COMPONENTS

- Wood Veneer Shade
- Optional Acrylic Diffuser
- Metal Tripod & Structure
- Pivoting Metal Arm with Wall Plug
- Black Electrical Cable with Dimming Switch: 250 cm

LIGHT SOURCE Class II  

230V: Dimmable

Driver: 1 x Constant Voltage 24V
Integrated LED: 3 x 0.3 m x Strip 24 V
3,000K, CRI>90, 25 W, 50-60Hz, 1.084 lm*
Energy Class F

LED Position in Fixture 

*Measurements obtained by theoretical calculations at LZf using ivory white shades & recommended bulbs. Veneer Ref: 20 Ivory White.

PACKAGING

Box Size: 119 x 67 x 22 cm
Box Volume: 0.18 m³
Weight: Gross - 9.6 Kg | Net - 2.8 Kg




SELECT FROM FOLLOWING


LIGHT SOURCE TEMPERATURE


Available 2.700K, 3.000K or 4.000K

WOOD VENEER FINISHES

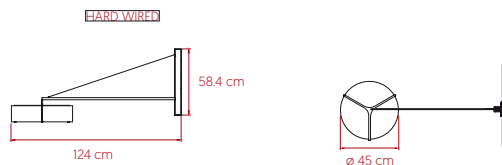
 20 - Ivory White

METAL STRUCTURE

 BK - Matte Black

 IV - Matte Ivory

SIZE



REFERENCES

THES A WM BK LED DIM0-10V
THES A WM BK LED DIMDALI
THES A WM IV LED DIM0-10V
THES A WM IV LED DIMDALI

COMPONENTS

Wood Veneer Shade

Optional Acrylic Diffuser

Metal Tripod & Structure

Hard Wired with wall mounted driver enclosure

LIGHT SOURCE

Class I



230V: Dimmable

Driver: 1 x Constant Current 700mA

Integrated LED: 3 x 0.3 m x Strip 24 V
3,000K, CRI>90, 24 W, 50-60Hz, 1.084 lm*
Energy Class F

LED Position in Fixture

*Measurements obtained by theoretical calculations at LZf using ivory white shades & recommended bulbs. Veneer Ref: 20 Ivory White.

PACKAGING

Box Size: 119 x 67 x 22 cm

Box Volume: 0.18 m³

Weight: Gross - 9 Kg | Net - 2.8 Kg



SELECT FROM FOLLOWING

LIGHT SOURCE TEMPERATURE

Available **2.700K**, **3.000K** or **4.000K**

WOOD VENEER FINISHES

20 - Ivory White

METAL STRUCTURE

BK - Matte Black

IV - Matte Ivory

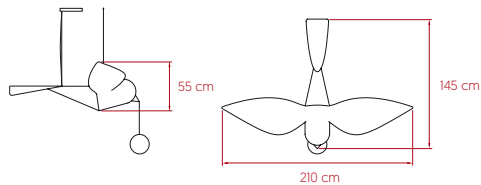
A-Z	PAGE
Birdy Horizontal	120
Big Bird Horizontal	121
Birdy Vertical	122
Big Bird Vertical	123
The Walking Fish	124
Smelly Fant	125
Kogoi	126
Koi	127

BIRDY HORIZONTAL

by Isidro Ferrer

Life Size Small Suspension - LED **lzf**

SIZE



REFERENCES

BIRDY LS H LED DIM0-10V
BIRDY LS H LED DIMDALI

COMPONENTS

Oak & Birch Wood

Wood Veneer Diffuser

Frosted Glass Ball - ø20 cm

Nickel Metal Canopy: 34 x 11.5 x 5 cm

3 Steel Cables: 12.5 m

2 Transparent Electrical Cables: 5 m

LIGHT SOURCE

Class I



120 - 277V: Dimmable LED 0-10V or DALI


MAIN BODY

Driver: 1 x Constant Current 1.500 mA

Integrated LED: 8 x Lineal 5.5 W

4,000K, CRI>90, 53 W, 50-60Hz, 3.520 lm*

Energy Class F

LED Position in Fixture 

*Measurements obtained by theoretical calculations at LZf using ivory white shades & recommended bulbs. Veneer Ref: 20 Ivory White.

GLASS BALL

Recommended Bulb - Included

E27 Medium Base Lamp Holder

LED Spherical DIM 11 W

Energy Class F



SELECT FROM FOLLOWING

DIMMING SYSTEM

LED 0-10V or DALI

WOOD VENEER FINISHES

23 - Natural White

PACKAGING

Box Size: 137 x 72 x 75 cm

Box Volume: 0.74 m³

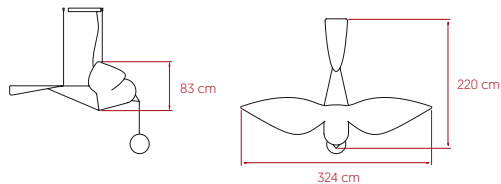
Weight: Gross - 54.5 Kg | Net - 11.5 Kg

BIG BIRD HORIZONTAL

by Isidro Ferrer

Life Size Large Suspension - LED **lzf**

SIZE



REFERENCES

BIG BIRD LS H LED DIM0-10V
BIG BIRD LS H LED DIMDALI

COMPONENTS

Oak & Birch Wood

Wood Veneer Diffuser

Frosted Glass Ball - ø30 cm

Nickel Metal Canopy: 34 x 11.5 x 5 cm

3 Steel Cables: 12.5 m

2 Transparent Electrical Cables: 5 m

LIGHT SOURCE

120 - 277V: Dimmable LED 0-10V or DALI

Class I



MAIN BODY

Driver: 1 x Constant Current 2.100 mA

Integrated LED: 12 x Lineal 5.5 W

4.000K, CRI>90, 90 W, 50-60Hz, 5.280 lm*

Energy Class F

LED Position in Fixture

*Measurements obtained by theoretical calculations at LZf using ivory white shades & recommended bulbs. Veneer Ref: 20 Ivory White.

GLASS BALL

Recommended Bulb - Included

E27 Medium Base Lamp Holder

LED Spherical DIM 11 W

Energy Class F



SELECT FROM FOLLOWING

DIMMING SYSTEM

LED 0-10V or DALI

WOOD VENEER FINISHES

23 - Natural White

PACKAGING

Box Size: 188 x 93 x 92 cm

Box Volume: 1.60 m³

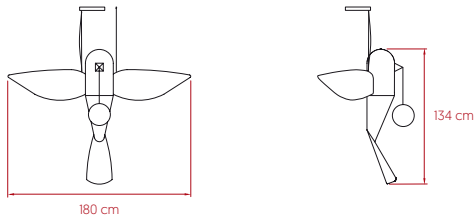
Weight: Gross - 116 Kg | Net - 25 Kg

BIRDY VERTICAL

by Isidro Ferrer

Life Size Small Suspension - LED **lzf**

SIZE



REFERENCES

BIRDY LS V LED DIM0-10V
BIRDY LS V LED DIMDALI



COMPONENTS

Oak & Birch Wood

Wood Veneer Diffuser

Frosted Glass Ball - ø20 cm

Nickel Metal Canopy: 34 x 11.5 x 5 cm

2 Steel Cables: 12.5 m

2 Transparent Electrical Cables: 5 m

LIGHT SOURCE

120 - 277V: Dimmable LED 0-10V or DALI

Class I



MAIN BODY

Driver: 1 x Constant Current 700 mA

Integrated LED: 8 x Lineal 5.5 W

4,000K, CRI>90, 60 W, 50-60Hz, 3.520 lm*

Energy Class F

LED Position in Fixture



*Measurements obtained by theoretical calculations at LZf using ivory white shades & recommended bulbs. Veneer Ref: 20 Ivory White.

GLASS BALL

Recommended Bulb - Included

E27 Medium Base Lamp Holder

LED Spherical DIM 11 W

Energy Class F

SELECT FROM FOLLOWING

DIMMING SYSTEM

LED 0-10V or DALI

WOOD VENEER FINISHES

23 - Natural White

PACKAGING

Box Size: 137 x 72 x 75 cm

Box Volume: 0.74 m³

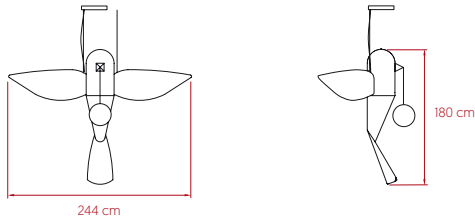
Weight: Gross - 54.5 Kg | Net - 11.5 Kg

BIG BIRD VERTICAL

by Isidro Ferrer

Life Size Large Suspension - LED **lzf**

SIZE



REFERENCES

BIG BIRD LS V LED DIM0-10V
BIG BIRD LS V LED DIMDALI

COMPONENTS

- Oak & Birch Wood
- Wood Veneer Diffuser
- Frosted Glass Ball - ø30 cm
- Nickel Metal Canopy: 34 x 11.5 x 5 cm
- 2 Steel Cables: 12.5 m
- 2 Transparent Electrical Cables: 5 m

LIGHT SOURCE

120 - 277V: Dimmable LED 0-10V or DALI

Class I

MAIN BODY

Driver: 1 x Constant Current 2.100 mA
Integrated LED: 12 x Lineal 5.5 W
4.000K, CRI>90, 90 W, 50-60Hz, 5.280 lm*
Energy Class F

LED Position in Fixture

*Measurements obtained by theoretical calculations at LZf using ivory white shades & recommended bulbs. Veneer Ref: 20 Ivory White.

GLASS BALL

Recommended Bulb - Included
E27 Medium Base Lamp Holder
LED Spherical DIM 11 W
Energy Class F



SELECT FROM FOLLOWING

DIMMING SYSTEM

LED 0-10V or DALI

WOOD VENEER FINISHES

23 - Natural White

PACKAGING

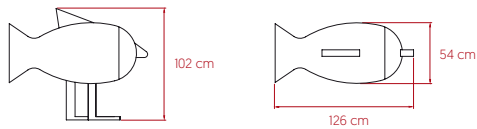
Box Size: 188 x 93 x 92 cm
Box Volume: 1.60 m³
Weight: Gross - 116 Kg | Net - 25 Kg

THE WALKING FISH

by Isidro Ferrer & Mariví Calvo

Life Size Floor - LED **lzf**

SIZE



REFERENCES

FSH LS LED

COMPONENTS

Oak & Birch Wood


Wood Veneer Diffuser

Red cloth cord Electrical Cable with On/off Switch: 200 cm

LIGHT SOURCE Class II  

230V

Driver: 1 x Constant Current 2.500 mA
Integrated LED: 12 x Lineal 5.5 W
4.000K, CRI>90, 90 W, 50-60Hz, 5.800 lm*
Energy Class F

LED Position in Fixture 

*Measurements obtained by theoretical calculations at LZf using ivory white shades & recommended bulbs. Veneer Ref: 20 Ivory White.


PACKAGING

Box Size: 78 x 155 x 135 cm - Wood crated for transport
Box Volume: 1.62 m³
Weight: Gross - 85 Kg | Net - 38 Kg



SELECT FROM FOLLOWING

WOOD VENEER FINISHES

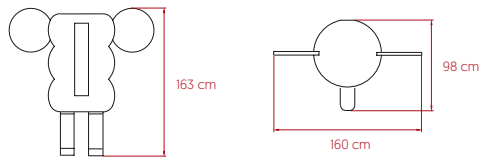
 23 - Natural White

SMELLY FANT

by Isidro Ferrer & Mariví Calvo

Life Size Floor - LED **lzf**

SIZE



REFERENCES

ELE LS LED

COMPONENTS

Oak & Birch Wood


Wood Veneer Diffuser

Red cloth cord Electrical Cable with On/off Switch: 200 cm

LIGHT SOURCE Class II  

230V

Driver: 1 x Constant Current 2.500 mA
Integrated LED: 12 x Lineal 5.5 W
4.000K, CRI>90, 90 W, 50-60Hz, 5.800 lm*
Energy Class F

LED Position in Fixture 

*Measurements obtained by theoretical calculations at LZf using ivory white shades & recommended bulbs. Veneer Ref: 20 Ivory White.


PACKAGING

Box Size: 100 x 125 x 205 cm - Wood crated for transport
Box Volume: 2.56 m³
Weight: Gross - 122 Kg | Net - 67 Kg

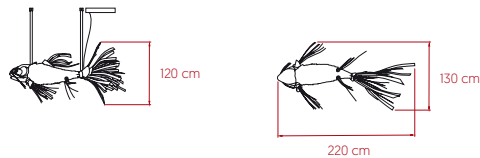


SELECT FROM FOLLOWING

WOOD VENEER FINISHES

 23 - Natural White

SIZE



REFERENCES

KOGOI LS LED DIM0-10V
KOGOI LS LED DIMDALI



COMPONENTS

Oak & Birch Wood

Wood Veneer Diffuser

Nickel Metal Canopy: 34 x 11.5 x 5 cm

4 Steel Cables: 12.5 m

Transparent Electrical Cable: 5 m

LIGHT SOURCE

Class I



120 - 277V: Dimmable LED 0-10V or DALI

Driver: 1 x Constant Current 3.000 mA

Integrated LED: 16 x Lineal 5.5 W

4.000K, CRI>90, 90 W, 50-60H, 7.040 lm*

Energy Class F

LED Position in Fixture



*Measurements obtained by theoretical calculations at LZf using ivory white shades & recommended bulbs. Veneer Ref: 20 Ivory White.

PACKAGING

Box Size:

Box 1: 163 x 58 x 70 cm | 0.66 m³ | 53 Kg (Body)

Box 2: 129 x 76 x 137 cm | 1.34 m³ | 75 Kg (Head + Tail)

Weight: Gross - 128 Kg | Net - 23 Kg

SELECT FROM FOLLOWING

DIMMING SYSTEM

LED 0-10V or DALI

LIGHT SOURCE TEMPERATURE

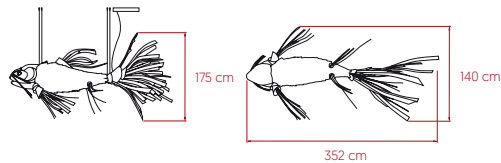
Available 4.000K or 5.000K

WOOD VENEER FINISHES

23 - Natural White

22 - Natural Beech

SIZE



REFERENCES

KOI LS LED DIM0-10V
KOI LS LED DIMDALI

COMPONENTS

- Oak & Birch Wood
- Wood Veneer Diffuser
- Nickel Metal Canopy: 56 x 16 x 6 cm
- 4 Steel Cables: 12.5 m
- Transparent Electrical Cable: 5 m

LIGHT SOURCE Class I

120 - 277V: Dimmable LED 0-10V or DALI

Driver: 2 x Constant Current 3,000 mA
Integrated LED: 24 x Lineal 5.5 W
4,000K, CRI>90, 70 W, 50-60Hz, 4.568 lm*
Energy Class F

LED Position in Fixture

*Measurements obtained by theoretical calculations at LZF using ivory white shades & recommended bulbs. Veneer Ref: 20 Ivory White.

PACKAGING

Box Size:
Box 1: 229 x 80 x 92 cm | 1.69 m³ | 117 Kg (Body)
Box 2: 166 x 107 x 188 cm | 3.34 m³ | 148 Kg (Head + Tail)
Weight: Gross - 265 Kg | Net - 33 Kg



SELECT FROM FOLLOWING

DIMMING SYSTEM

LED 0-10V or DALI

LIGHT SOURCE TEMPERATURE

Available 4.000K or 5.000K











WOOD VENEER FINISHES

- 23 - Natural White
- 22 - Natural Beech









AIR FREIGHT REINFORCEMENT Consult price

	MODELS	FREIGHT BOX cm	Volume EXT. m ³	Weight Kg
A	AGATHA / Small SUSPENSION	85 x 81 x 52	0,358	6,5
G	GEA / Slim SUSPENSION	70 x 66 x 38	0,176	5,2
	GEA / Large SUSPENSION	88 x 84 x 45	0,332	6,2
I	I-CLUB / Slim SUSPENSION & WALL	187 x 47 x 31	0,272	8,5
L	LINK / Large SUSPENSION & FLOOR Shade	88 x 84 x 45	0,332	6,2
	LINK / Foot FLOOR	162 x 59 x 56	0,558	8
	LOLA / Medium TABLE	60 x 56 x 46	0,155	5,5
	LOLA / FLOOR Shade	75 x 71 x 47	0,250	5
	LOLA / Medium SUSPENSION	75 x 71 x 47	0,250	5
	LOLA / Large SUSPENSION	110 x 106 x 66	0,770	8
	LOLA / Foot FLOOR	162 x 59 x 56	0,558	8
M	MINIMIKADO / SUSPENSION	75 x 71 x 67	0,357	6
N	NEW WAVE / SUSPENSION	127 x 38 x 40	0,193	6,5
P	POD / Medium SUSPENSION	60 x 56 x 84	0,282	5,5
	POPPY / Small SUSPENSION	75 x 71 x 67	0,357	6
	POPPY / Medium SUSPENSION	85 x 81 x 81	0,558	7
S	STITCHES / Bamako SUSPENSION	75 x 61 x 67	0,357	7
	STITCHES / Tombuctú SUSPENSION	60 x 56 x 110	0,370	6,5
	SWIRL / Small SUSPENSION	70 x 66 x 38	0,176	5,2
	SWIRL / Large SUSPENSION	88 x 84 x 45	0,332	6,2
T	TOTEM 3, 4 / Electrical kit	187 x 47 x 31	0,272	8,5
	TOTEM 3, 4 / Shade POD Small SUSPENSION	60 x 56 x 66	0,222	6
	TOTEM 3, 4 / Shade POPPY Small SUSPENSION	75 x 71 x 55	0,293	6
	TOTEM 3, 4 / Shade POPPY Medium SUSPENSION	85 x 81 x 72	0,496	7
	TOTEM 4 / Shade POPPY Large SUSPENSION	110 x 107 x 87	1,024	11

Wooden air freight reinforcement is available for any boxes over 51 x 51 x 32h cm in size.

LED	MODELS
 E27 15 W LED Globe DIM 	AGATHA / Small SUSPENSION AGATHA / Large SUSPENSION ESCAPE / SUSPENSION GEA / Small SUSPENSION KACTOS / SUSPENSION & TABLE LOLA / Medium SUSPENSION LOLA / TABLE & FLOOR LINK / SUSPENSION & FLOOR LINK CHAIN / SUSPENSION MARUJA / SUSPENSION NEW WAVE / SUSPENSION NUT / SUSPENSION STITCHES / SUSPENSION SWIRL / SUSPENSION
 E27 11 W LED Spherical DIM 	AGATHA / Ball SUSPENSION BIRD / Small & Large SUSPENSION GEA / Large SUSPENSION MINIMIKADO / SUSPENSION ORBIT / WALL OSCA / SUSPENSION POD / SUSPENSION POPPY / SUSPENSION
 E14 5,9 W LED Mini Globe DIM 	AIR / TABLE & WALL TINY / TABLE
 G9 2,5 W LED DIM 	RAINDROP / SUSPENSION
 GX53 7 W LED Slim lamp NO DIM 	GEA / WALL GUIJARRO / WALL ORBIT / Mini WALL

BULBS INCLUDED

 GU10 4,6 W LED DIM 	ERIS / SUSPENSION & TABLE
 E27 11 W LED Spherical DIM 	BIG BIRD & BIRDY / LIFE SIZE SUSPENSION
 GX53 7 W LED Slim lamp NO DIM 	CANDELA / WALL LOLA / WALL
 E14 7W LED Candle DIM &  E27 11W LED Globe DIM	VOLIERE / SUSPENSION

HOW OUR REFERENCES WORK


REFERENCE		MODEL NAME	TYPE	SIZE	
LEGEND			S Suspension P Floor M Table A Wall	P Small M Medium G Large SL Slim LS Life Size	
	LOLA MM IV	LOLA MM Lola Medium	M Table		
	LENS OV M GD LED 28	LENS OV Lens Oval	M Table		
	KOI LS LED DIMDALI 20	KOI LS Koi Life Size		LS Life Size	
	LOLA SM LED DIM0-10V 22	LOLA Lola	S Suspension	M Medium	
	LENS CR A BK LED DIM0-10V 22	LENS CR Lens Circular	A Wall		
	SPRO SM WH LED DIM 34	SPRO Spiro	S Suspension	M Medium	
	SWRL SP 33	SWRL Swirl	S Suspension	P Small	
	LOLA P NI 20	LOLA Lola	P Floor		

	METAL FINISHES	ACRYLIC FINISHES	LED Dimming Options	WOOD COLOURS
	BK Matte Black IV Matte Ivory GD Gold NI Nickel	BK Matte Black WH Matte White	LED Dimmable LED DIM0-10V Dimmable 0-10V system LED DIMDALI Dimmable DALI system LED TRIAC Dimmable Triac system	20 Ivory White 21 Natural Cherry 22 Natural Beech 23 Natural White 24 Yellow 25 Orange 26 Red 28 Blue 29 Grey 33 Pale Rose 34 Sea Blue
	IV Matte Ivory			20 Ivory White
	GD Gold		LED Dimmable	28 Blue
			LED DIMDALI Dimmable DALI system	
			LED DIM Dimmable 0-10V system	22 Natural Beech
	BK Matte Black		LED DIM0-10V Dimmable 0-10V system	22 Natural Beech
		WH Matte White	LED DIM Dimmable 0-10V or TRIAC system	34 Sea Blue
				33 Pale Rose
	NI Nickel			20 Ivory White




For too many years things have been simply black and white, but life is made up of many shades and we have been wanting to create a more generous array of skin colours for our lights for quite sometime. This year we have wanted to offer you the choice of not just picking your shade colour but also the colour of the metallic finish that accompanies it. Matte tones or coloured reflections in satin nickel finishes provide a whole new range of choice when selecting your lamp.

BK
Matte Black



IV
Matte Ivory



NI
Nickel



GD
Gold



EXTRA CABLE DROP

All standard cable drops are 8 ft. Longer cables can be requested from our sales department and are calculated by an extra per inches basis. Consult our sales team if you need extra cable drop.

LIGHT BULBS

For GU24, E26, E12 (Edison screw) and European sockets such as E14 and E27, light bulbs are not included unless specified otherwise.

Replaceable integrated LEDs are supplied with the light source pre-installed and hard-wired into the lamp.

The light bulbs recommended in this technical book are compatible with both North American and European standards, and are selected based on the latest technologies available on the market. However, please note that due to the fast-evolving nature of the LED lighting industry, updated or improved alternatives may become available over time.

A complete bulb compatibility chart can be found on pages 145 and 147.

You can buy these bulbs directly from our company when you purchase your lamp if you wish.

CERTIFICATES & TESTING

ELECTRICAL TESTING

All LZF fixtures are electrically tested for the EEC, the USA & Canada. If you are from another country that needs testing please inquire with our sales department. Additional costs may be incurred through having to do specific testing.

FIRE RETARDANCY

Our Timberlite® veneer has been incandescent hot wire tested to 650°C.
Copies of all certificates can be requested from our sales department.

INTEGRATED LED

Integrated LED means that the light source hard wired into the lamp.

In our integrated LED fixtures the LEDs have been developed to function at 75% of their total capacity. This lengthens their life span considerably.

DIM 0-10V: All integrated LED lights come installed with 0-10V dimming drivers in them.

Whether you want dimming control or not depends on the way you wire the lamp.

If you have a 3 wire non dimming installation you must follow the non dimming wiring instructions.

If you have a 5 wire dimming installation then you must follow the dimming wiring instructions.

See the instruction sheet that comes with your lamp.

TRIAC: Triacs are widely used in AC power control applications. They are able to switch high voltages and high levels of current, and over both parts of an AC waveform. This makes triac circuits ideal for use in a variety of applications where power switching is needed.


DALI: [Digital Addressable Lighting Interface] is a digital control protocol used in smart and commercial lighting systems. It allows precise and flexible control of lights, including grouping, scenes, and scheduling. Some integrated LED models are compatible with DALI and should be wired according to the specific DALI instructions included with the fixture.

HOW WOOD CHANGES WITH DIFFERENT LIGHT SOURCE TEMPERATURE


21 Cherry
Off




21 Cherry
4.000K



21 Cherry
3.000K



21 Cherry
2700K



All our lighting fixtures are pre-fitted with 3.000K light sources.

However, we would like to mention that certain wood veneers look better with different colour source temperatures.

- Blue 28, Sea Blue 34, and Grey 29, are enhanced by a 4000k light source.

- Ivory White 20, Natural Beech 22, Natural Cherry 21, work well with both 3000/4000k

- Yellow 24, Orange 25, Red, 26 & Pale Rose 33 look better with 3.000K.

We understand that certain jobs require cool kelvin light sources, in this way you can choose the colour that best suits your lighting needs.

- Recommended 4.000K / Daylight for:

○ 20 Ivory White

● 21 Natural Cherry

● 28 Blue

● 29 Grey

● 22 Natural Beech

● 34 Sea Blue

The effect of light passing through the wood veneer is the essence and hallmark of LZF. This important feature would not be possible without the application of our patented process in treating the raw natural veneer: The Timberlite® system.


Timberlite™

This system, allows us to work with an extremely flexible, yet very resistant veneer, which can take on many shapes without breaking. Lastly, all our veneers are FSC certified.



20.
Ivory White
Off




20.
Ivory White
On



21.
Cherry
Off



21.
Cherry
On



22.
Beech
Off




22.
Beech
On



24.
Yellow
Off




24.
Yellow
On



25.
Orange
Off



25.
Orange
On



26.
Red
Off




26.
Red
On



28.
Blue
Off



28.
Blue
On



29.
Grey
Off



29.
Grey
On*

* 4.000K



33.
Pale Rose
Off



33.
Pale Rose
On



34.
Sea Blue
Off



34.
Sea Blue
On



Photographic reproduction should be only used as a guide.
Please use the LZF wood veneer swatches for the real back lit effect of the illuminated veneers.

ORDERS

All prices are valid till the edition of a new price-list. For discounts on these prices, please contact our sales office or the agent/distributor in your area.

Luziferlamps S.L. will issue a proforma invoice within two working days after receipt of the order. Please check this confirmation for accuracy. If we don't hear from you within the next two business days, we will assume that the order has been approved and we will start the production.

Once the order has been accepted, production time will be 3-5 weeks for catalogue models and 10-12 weeks for custom models.

All products will continue to be owned by Luziferlamps S.L. until payment has been made in full.

ORDER CANCELLATION

As all lamps are made under order only, LZF establishes the following rules with the customer, who accepts them when placing his order:

If the customer requests cancellation of the order before LZF has started production of the ordered lamps, the cancellation is accepted free of charge for the customer.

If the customer requests cancellation of the order after LZF has started production of the ordered lamps, LZF will accept the cancellation and stop production of the lamps but will charge a cancellation fee of 30% of the net value of the goods at the customer's expense.

If the customer requests cancellation of the order after LZF has completed production of the lamps, no cancellation will be accepted, and the customer must pay the total amount of the order.

For orders over 10.000€, cancellations will not be accepted.

RETURNS

The sale is final; the lamps cannot be returned.

CLAIMS

In accordance with the conditions established by the carriers, all claims for breakage or loss must be reported within 48 hours of receipt of merchandise. Consequently, Luziferlamps S.L. has the right not to accept any claims after this 48 hour period. All claims must be submitted in writing and accompanied by digital photos.

The same shall apply for claims involving manufacturing defects, administrative processing errors, or any other claim. Please use our prepared ONLINE RECLAIM FORM.

If no claim is presented in the manner and within the time specified above, Luziferlamps S.L. has the right to reject it.



TRANSPORT

Depending on the country, a minimum order amount is set for free shipment. If the order amount is below this minimum, freight charges will be added to the invoice.

Please refer to our commercial office for further clarifications.

GUARANTEE

Products made by Luziferlamps S.L. are guaranteed for 36 months according to European law. This guarantee will not apply if the installation, maintenance or use of our product has not followed our recommendations.

Since wood is a natural material, a gradual change in tone may occur over time. Furthermore, if the lamps have been purchased at different times, there will be differences in colour and tone, particularly in light coloured veneers. Luziferlamps S.L. will not be held responsible for this.

Damages caused by insects, vermin, accidents, alterations, tampering, misuse, reasonable wear and tear or negligence are not covered by the guarantee.

Moisture and extreme temperature changes are prejudicial to the materials that make up your lamp; The guarantee will not apply if our lights have been installed where air-conditioning or ventilation ducts may focus air on to the fixture as this will damage the veneer finish. The guarantee does not apply to light bulbs that may or may not have been supplied at the time of purchase or after the sale.

Please read all our instructions and recommendations carefully included in the instruction manual you receive with your lamps.

Luziferlamps S.L. assumes no responsibility for labour costs in connection with the installation, removal or replacement of warranty products for any consequential or incidental damages. In the event customer submits a warranty claim of any kind to any products delivered, Luziferlamps S.L. shall replace such defective item with a substantially similar product (subject to availability). Provided that such warranty claim is made in writing with digital photo support by the customer to Luziferlamps S.L. within two years from the date of the applicable invoice and it does not involve a defect that could have been discovered at the time of inspection and acceptance by the customer.

Luziferlamps S.L. reserves the right to modify the size and/or finish of its models for product improvement purposes. Printed material is easily out dated. Please refer to our online technical details found on our web page www.lzf-lamps.com, to make sure that you have the most up to date information on our products.

DEFENCE OF INTELLECTUAL PROPERTY

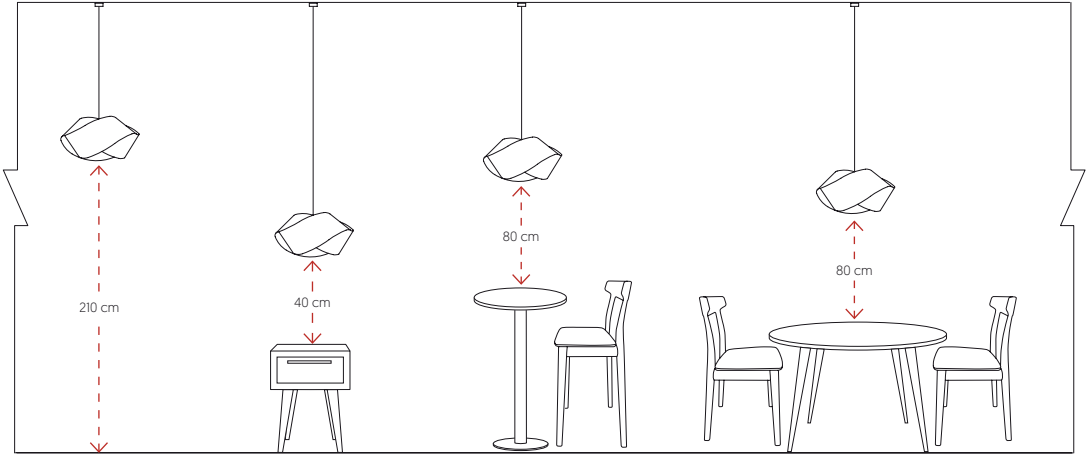
The designs of the products appearing in the catalogues of Luziferlamps, S.L., and these catalogues themselves, are protected by the national and international Laws and Treaties on Intellectual and Industrial Property.

Any unauthorised use of them constitutes an infringement of the above-mentioned rules and a crime which can be punished in accordance with penal laws.

Consequently, it is strictly forbidden to manufacture, fix, reproduce, translate, distribute, publicly communicate, place at the disposal of the public and/or totally or partially transform these designs and/or the catalogues, in addition to any other act of exploitation in relation to them, without the prior written permission of the owners of these rights.

Luziferlamps S.L. holds the ownership of the rights to its trademarks. Their use is consequently totally forbidden, without the corresponding prior written permission of Luziferlamps S.L. Non-fulfilment of this obligation and the consequent infringement of the trademark rights shall likewise entail a civil and if appropriate a criminal prosecution of these infringements, in accordance with the national and international laws and treaties in force.

IDEAL SUGGESTED HIGHTS FOR YOUR LZF LIGHTING FIXTURE





WOOD touched by **LIGHT**

lzf-lamps.com