



TECHNICAL BOOK

NORTH AMERICA

2025



CONTENTS

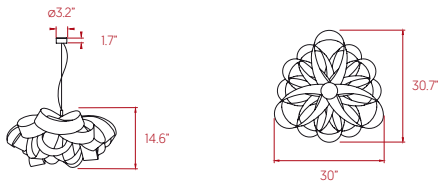
LZF COLLECTION	PAGE
Suspension Lamps	5
Table Lamps	69
Floor Lamps	81
Wall Lamps	89
Life Size	119

ANNEXES	PAGE
Air Freight Reinforcement	129
Recommended Bulbs	131
Reference Explanation	132
Metal Finishes & Components	134
Light Source & Temperature	136
Wood Shade Finishes	138
General Sales Conditions	140

SUSPENSION

A-Z	PAGE
Agatha	6
Black Note Keys	9
Black Note Triplet	10
Candelabro	11
Cloud, The	13
Dandelion	15
Dune Horizontal	16
Dune Vertical	17
Eris	18
Escape	19
Estela Horizontal	20
Estela Vertical	22
Gea	25
Gea Slim	27
I-Club	28
I-Line	30
Kactos	32
Link	33
Link Chain	35
Lola	38
Maruja	41
Minimikado	42
Nut	43
New Wave	44
Oh! Line	46
Omma 1 Long Leaf	48
Omma 2 Leaves	49
Omma Double 2	50
Ozca	51
Pod	53
Poppy	54
Raindrop	56
Spiro	58
Stitches Bamako	60
Stitches Tombuctú	61
Swirl	62
Totem	64
Voliere	66

SIZE



REFERENCES

ATA SP E26 UL



COMPONENTS

- Wood Veneer Shade
- Matte Nickel Metal Canopy - $\varnothing 3.2"$ - disc $\varnothing 4.5"$
- Stainless Steel Cable: 98"
- Transparent Electrical Cable: 98"

LIGHT SOURCE













120 - 277V

Recommended Bulb - Not Included
E26 Lamp Holder
LED Globe 12 W, 630 lm*

*Measurements obtained by theoretical calculations at LZF using ivory white shades & recommended bulbs. Veneer Ref: 20 Ivory White.

SELECT FROM FOLLOWING

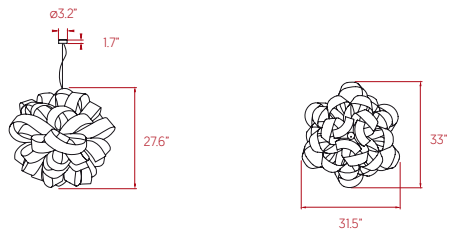
WOOD VENEER FINISHES

- | | |
|---|---|
|  20 - Ivory White |  22 - Natural Beech |
|  21 - Natural Cherry | |
|  24 - Yellow |  29 - Grey |
|  25 - Orange |  33 - Pale Rose |
|  26 - Red |  34 - Sea Blue |
|  28 - Blue | |

PACKAGING

Box Size: 30 x 30 x 19"
Box Volume: 10 ft³
Weight: Gross - 15.7 Lb | Net - 4.6 Lb

SIZE



REFERENCES

ATA SB E26 UL



COMPONENTS

- Wood Veneer Shade
- Matte Nickel Metal Canopy - $\varnothing 3.2''$ - disc $\varnothing 4.5''$
- Stainless Steel Cable: 98"
- Transparent Electrical Cable: 98"

LIGHT SOURCE










120 - 277V

- Recommended Bulb - Not Included
- E26 Lamp Holder
- 6 LED A19 15 W, 2.700 lm*

*Measurements obtained by theoretical calculations at LZF using ivory white shades & recommended bulbs. Veneer Ref: 20 Ivory White.

SELECT FROM FOLLOWING

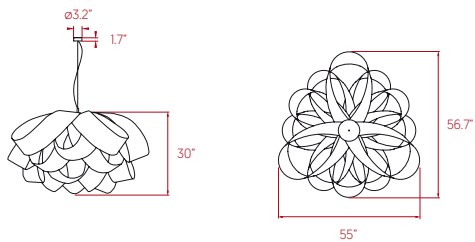
RECOMMENDED WOOD VENEER FINISHES

- | | |
|--|---|
|  20 - Ivory White |  22 - Natural Beech |
|  24 - Yellow |  33 - Pale Rose |
|  25 - Orange |  34 - Sea Blue |
|  29 - Grey | |

PACKAGING

- Box Size: 30 x 30 x 30" - Internally reinforced
- Box Volume: 15.7 ft³
- Weight: Gross - 34.8 Lb | Net - 7.9 Lb

SIZE



REFERENCES

ATA SG E26 UL

COMPONENTS

- Wood Veneer Shade
- Matte Nickel Metal Canopy - $\varnothing 3.2"$ - disc $\varnothing 4.5"$
- Stainless Steel Cable: 98"
- Transparent Electrical Cable: 98"

LIGHT SOURCE



120 - 277V

Recommended Bulb - Not Included
E26 Lamp Holder
3 LED Globe 12 W, 1.890 lm*

*Measurements obtained by theoretical calculations at LZF using ivory white shades & recommended bulbs. Veneer Ref: 20 Ivory White.

PACKAGING

Box Size: 46 x 45 x 42" - Wood crated for transport
Box Volume: 50.4 ft³
Weight: Gross - 109.1 Lb | Net - 14.3 Lb



SELECT FROM FOLLOWING

RECOMMENDED WOOD VENEER FINISHES

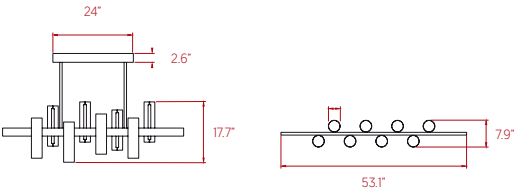
- | | |
|------------------|--------------------|
| 20 - Ivory White | 22 - Natural Beech |
| 24 - Yellow | 33 - Pale Rose |
| 25 - Orange | 34 - Sea Blue |
| 29 - Grey | |

BLACK NOTE KEYS

by Ramón Esteve Studio

Suspension - LED **lzf**

SIZE



REFERENCES

- BKNT KS S BK LED DIM0-10V UL
- BKNT KS S BK LED DIMTRIAC UL
- BKNT KS S GD LED DIM0-10V UL
- BKNT KS S GD LED DIMTRIAC UL

COMPONENTS

- Wood Veneer Shade
- Metal Structure
- Metal Canopy: 24 x 1.6 x 2.6" - disc ø4.5"
- 4 Black Electrified Cables: 98"

LIGHT SOURCE



Dual Circuit - DC: Enables independent dimming and control of the decorative wood shades and the tech downlight.

120 - 277V: Dimmable LED 0-10V & Dimmable LED TRIAC

Driver: 2 x Constant Current 900 mA (shades & downlight)
Integrated LED: 8 x Lineal 9 W & 3 x Lineal 10.8 W
2.700K, CRI>90, 80 W, 50-60Hz, 2.097 lm*

LED Position in Fixture

*Measurements obtained by photometric laboratory tests using ivory white shades. Veneer Ref: 20 Ivory White.

PACKAGING

- Box Size: 61 x 21 x 4"
- Box Volume: 3.2 ft³
- Weight: Gross - 27.8 Lb | Net - 18.5 Lb



SELECT FROM FOLLOWING

DIMMING SYSTEM

LED 0-10V or TRIAC

LIGHT SOURCE TEMPERATURE

Available 2.700K, 3.000K or 4.000K

WOOD VENEER FINISHES

- 20 - Ivory White
- 21 - Natural Cherry
- 22 - Natural Beech

METAL STRUCTURE & CANOPY FINISHES

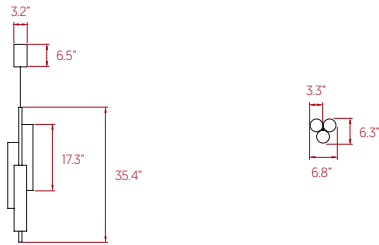
- BK - Matte Black / Matte Black Canopy & Black Cable
- GD - Gold / Gold Canopy & Black Cable

BLACK NOTE TRIPLET

by Ramón Esteve Studio

Suspension - LED **lzf**

SIZE



REFERENCES

BKNT TR S BK LED DIM0-10V UL
BKNT TR S BK LED DIMTRIAC UL
BKNT TR S GD LED DIM0-10V UL
BKNT TR S GD LED DIMTRIAC UL
BKNT TR S RD BK LED DIM0-10V UL
BKNT TR S RD BK LED DIMTRIAC UL
BKNT TR S RD GD LED DIM0-10V UL
BKNT TR S RD GD LED DIMTRIAC UL

COMPONENTS

Wood Veneer Shade

Metal Structure

Triangular or Rounded Tube

Metal Canopy: $\varnothing 3.2 \times 6.5$ "

Electrical Cable: 98"

LIGHT SOURCE



120 - 277V: Dimmable LED **0-10V** & Dimmable LED **TRIAC**

Driver: 1 x Constant Current 1.400 mA

Integrated LED: 3 x Lineal 15 W
2.700K, CRI>90, 32 W, 50-60Hz, 914 lm*

LED Position in Fixture

*Measurements obtained by photometric laboratory tests using ivory white shades. Veneer Ref: 20 Ivory White.

PACKAGING

Box Size: 41 x 13 x 4"

Box Volume: 1.3 ft³

Weight: Gross - 9.7 Lb | Net - 6.6 Lb



SELECT FROM FOLLOWING

DIMMING SYSTEM

LED **0-10V** or **TRIAC**

LIGHT SOURCE TEMPERATURE

Available **2.700K**, **3.000K** or **4.000K**

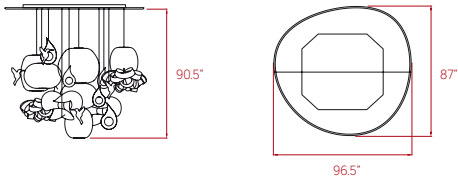
WOOD VENEER FINISHES

- 20** - Ivory White
 21 - Natural Cherry
 22 - Natural Beech

METAL STRUCTURE, CANOPY & CABLE FINISHES

- BK** - Matte Black / Matte Black Canopy & Black Cable
 GD - Gold / Gold Canopy & Black Cable

SIZE



REFERENCES

- CLBO 15 TOT3 LED DIM0-10V WB UL
- CLBO 15 TOT3 LED DIMTRIAC WB UL
- CLBO 15 TOT3 LED DIM0-10V GB UL
- CLBO 15 TOT3 LED DIMTRIAC GB UL

COMPONENTS

Wood Veneer Shade - Shade mount required

White Laquered Wood Canopy

6 Ceramic Birds

Electrical & Steel Cables: The measurements have been calculated for a ceiling height of 11 - 13 ft. If your ceiling is higher let us know so we can adjust your cable lengths.

LIGHT SOURCE 

120 - 277V: 3 Independent Dimmable Circuits, Dimming & Control of the Central Shade, Periferal Shades & Spotlights.

Circuit 1

4 Spotlights	4 x GU10 - LED DIM 6 W
--------------	------------------------

Circuit 2

1 TOT3 S LED	Driver: 2 x Constant Current 900 mA
	Integrated LED: Led Module

Circuit 3

3 ATA SP	3 x Bulbs E26 - LED Globe DIM 12 W
2 MMIK S	2 x Bulbs E26 - LED Mini Globe DIM 5.5 W
1 POD SP	1 x Bulb E26 - LED Spherical DIM 9 W
1 POD SM	1 x Bulb E26 - LED Spherical DIM 9 W
1 POPY SP	1 x Bulb E26 - LED Spherical DIM 9 W
4 RDROP SM	4 x Bulbs G9 - LED DIM 4.5 W
2 RDROP SG	2 x Bulbs G9 - LED DIM 4.5 W

Bulbs Included



SELECT FROM FOLLOWING

WOOD VENEER FINISHES

-  **20** - Ivory White
-  **22** - Natural Beech

BIRDS FINISHES

-  **WB** - White Glaze
-  **GD** - Gold

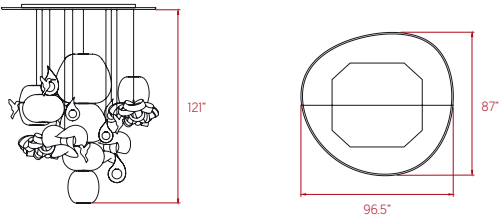
PACKAGING

Box Size: For freight, please consult our offices

Total Volume: 297 ft³

Total Weight: Gross - 869 Lb | Net - 312.9 Lb

SIZE



REFERENCES

- CLBO 15 TOT4 LED DIM0-10V WB UL
- CLBO 15 TOT4 LED DIMTRIAC WB UL
- CLBO 15 TOT4 LED DIM0-10V GB UL
- CLBO 15 TOT4 LED DIMTRIAC GB UL



COMPONENTS

- Wood Veneer Shade - Shade mount required
- White Laquered Wood Canopy
- 6 Ceramic Birds
- Electrical & Steel Cables: The measurements have been calculated for a ceiling height of 11 - 13 ft. If your ceiling is higher let us know so we can adjust your cable lengths.

LIGHT SOURCE 

120 - 277V: 3 Independent Dimmable Circuits, Dimming & Control of the Central Shade, Periferal Shades & Spotlights.

Circuit 1
4 Spotlights 4 x GU10 - LED DIM 6 W

Circuit 2 **Driver:** 3 x Constant Current 900 mA
1 TOT4 S LED **Integrated LED:** Led Module

Circuit 3
3 ATA SP 3 x Bulbs E26 - LED Globe DIM 12 W
2 MMIK S 2 x Bulbs E26 - LED Mini Globe DIM 5.5 W
1 POD SP 1 x Bulb E26 - LED Spherical DIM 9 W
1 POD SM 1 x Bulb E26 - LED Spherical DIM 9 W
1 POPY SP 1 x Bulb E26 - LED Spherical DIM 9 W
4 RDROP SM 4 x Bulbs G9 - LED DIM 4.5 W
2 RDROP SG 2 x Bulbs G9 - LED DIM 4.5 W

Bulbs Included

SELECT FROM FOLLOWING

WOOD VENEER FINISHES

-  20 - Ivory White
-  22 - Natural Beech

BIRDS FINISHES

-  WB - White Glaze
-  GD - Gol

PACKAGING

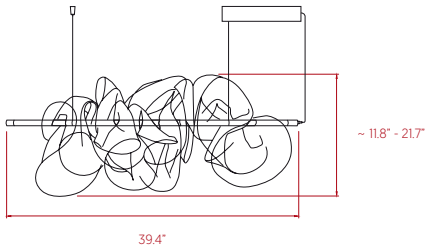
Box Size: For freight, please consult our offices
Total Volume: 297 ft³
Total Weight: Gross - 893 Lb | Net - 315.5 Lb

THE CLOUD

by Candela Cort

Short Suspension - LED **lzf**

SIZE



REFERENCES

CLD 100 S LED DIM0-10V UL
CLD 100 S LED DIMTRIAC UL



COMPONENTS

- White Water Resistent Mesh
- Transparent Acrylic Diffuser 360°
- Matte Black Metal Canopy: 13.8 x 1.6 x 2.6" - disc Ø4.5"
- 2 Black Steel Cables: 98"
- Black Coaxial Cable: 98"

LIGHT SOURCE PENDING cULus

120 - 277V: Dimmable LED **0-10V** or **TRIAC**

Driver: Constant Voltage 24V
Integrated LED: 2 x 1 m 14.4W/m
2.700K, CRI>90, 14.5W, 50-60Hz, 810 lm*

LED Position in Fixture

*Measurements obtained by photometric laboratory tests.

SELECT FROM FOLLOWING

DIMMING SYSTEM

LED **0-10V** or **TRIAC**

FABRIC FINISHES

☐ White *Other finishes on request.

CANOPY FINISH

☒ **BK** - Matte Black

PACKAGING

Box Size: 48" x 20" x 20"
Box Volume: 11.19 ft³
Weight: Gross - 14.3 Lb | Net - 10.6 Lb

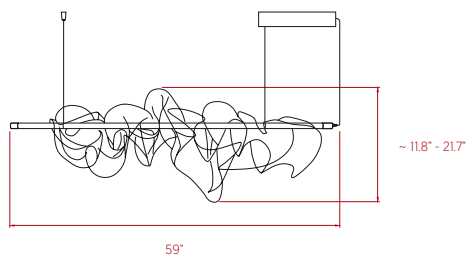
THE CLOUD

by Candela Cort

Long Suspension - LED

lzf

SIZE



REFERENCES

CLD 150 S LED DIM0-10V UL
CLD 150 S LED DIMTRIAC UL



COMPONENTS

White Water Resistent Mesh

Transparent Acrylic Diffuser 360°

Matte Black Metal Canopy: 13.8 x 1.6 x 2.6" - disc ø4.5"

2 Black Steel Cables: 98"

Black Coaxial Cable: 98"

LIGHT SOURCE


PENDING c  us

120 - 277V: Dimmable LED 0-10V or TRIAC

Driver: Constant Voltage 24V

Integrated LED: 2 x 1.5 m 14.4W/m

2.700K, CRI>90, 22W, 50-60Hz, 1.215 lm*

LED Position in Fixture 

*Measurements obtained by photometric laboratory tests.

SELECT FROM FOLLOWING

DIMMING SYSTEM

LED 0-10V or TRIAC

FABRIC FINISHES

☐ White

*Other finishes on request.

CANOPY FINISH

☒ BK - Matte Black

PACKAGING

Box Size: 62" x 20" x 20"

Box Volume: 14.1 ft³

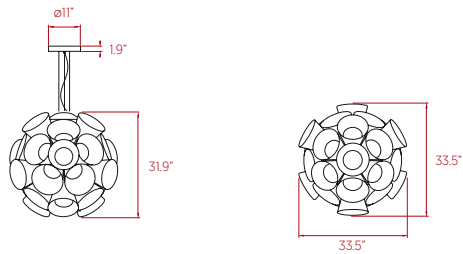
Weight: Gross - 17.6 Lb | Net - 11.2 Lb

DANDELION

by Burkhard Dämmer

Suspension - LED **lzf**

SIZE



REFERENCES

DDLN S LED DIM UL

COMPONENTS

- Wood Veneer Shade
- Metallic Central Structure
- Matte Satin Acrylic Diffusers
- Matte Nickel Metal Canopy: ø28 cm
- 3 Steel Cables: 98"
- Transparent Electrical Cable: 98"

LIGHT SOURCE



120 - 277V: Dimmable LED 0-10V

Driver: 2 x Constant Current 2.000 mA
Integrated LED: 31 x Cob
2.700K, CRI>90, 120 W, 50-60Hz, 3.707 lm*

LED Position in Fixture

*Measurements obtained by photometric laboratory tests using ivory white shades. Veneer Ref: 20 Ivory White.

PACKAGING

Box Size: 26 x 26 x 37"
Box Volume: 15.1 ft³
Weight: Gross - 50.7 Lb | Net - 29.1 Lb



SELECT FROM FOLLOWING

LIGHT SOURCE TEMPERATURE

Available **2.700K**, **3.000K** or **4.000K**

WOOD VENEER FINISHES

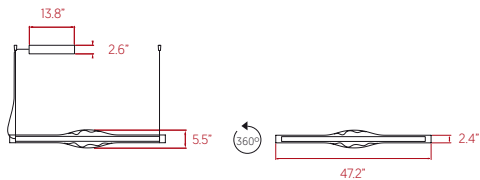
- | | |
|----------------------------|---------------------------|
| 20 - Ivory White | 22 - Natural Beech |
| 21 - Natural Cherry | |
| 24 - Yellow | 29 - Grey |
| 25 - Orange | 33 - Pale Rose |
| 26 - Red | 34 - Sea Blue |
| 28 - Blue | |

DUNE HORIZONTAL

by Mayice

Suspension - LED **lzf**

SIZE



REFERENCES

DUNE SH LED DIM0-10V UL
DUNE SH LED DIMTRIAC UL

COMPONENTS

- Wood Veneer Shade
- Hand Blown Glass: Borosilicate
Borosilicate glass is highly resistant to thermal shock
- Matte Satin Acrylic Diffuser
- Matte Black Metal Canopy: 13.8 x 1.6 x 2.6" - disc ø4.5"
- 2 Black Steel Cables: 98"
- Black Coaxial Cable: 98"

LIGHT SOURCE



120 - 277V: Dimmable LED 0-10V & Dimmable LED TRIAC

Driver: 1 x Constant Current 1.400 mA
Integrated LED: 2 x 1.20 m Strip 24 W/m
2.700K, CRI>90, 32 W, 50-60Hz, 1.528 lm*

LED Position in Fixture

*Measurements obtained by photometric laboratory tests using ivory white shades. Veneer Ref: 20 Ivory White.

PACKAGING

Box Size: 51 x 13 x 13"
Box Volume: 5.3 ft³
Weight: Gross: 15.7 Lb | Net - 8.8 Lb



SELECT FROM FOLLOWING

DIMMING SYSTEM

LED 0-10V or TRIAC

LIGHT SOURCE TEMPERATURE

Available 2.700K, 3.000K or 4.000K

WOOD VENEER FINISHES


- | | |
|---------------------|--------------------|
| 20 - Ivory White | 22 - Natural Beech |
| 21 - Natural Cherry | |
| 33 - Pale Rose | 34 - Sea Blue |

DUNE VERTICAL

by Mayice

Suspension - LED **lzf**

SIZE



REFERENCES

DUNE SV LED DIM0-10V UL
DUNE SV LED DIMTRIAC UL



COMPONENTS

- Wood Veneer Shade
- Hand Blown Glass: Borosilicate
Borosilicate glass is highly resistant to thermal shock
- Matte Satin Acrylic Diffuser
- Matte Black Metal Canopy: $\varnothing 3.2 \times 6.5$ " - disc $\varnothing 4.5$ "
- Black Steel Cable: 98"
- Black Coaxial Cable: 98"

LIGHT SOURCE



120 - 277V: Dimmable LED 0-10V & Dimmable LED TRIAC

Driver: 1 x Constant Current 1.400 mA
Integrated LED: 2 x 1.20 m Strip 24 W/m
2.700K, CRI>90, 32 W, 50-60Hz, 1.540 lm*

LED Position in Fixture

*Measurements obtained by theoretical calculations at LZF using ivory white shades & recommended bulbs. Veneer Ref: 20 Ivory White.

PACKAGING

Box Size: 51 x 13 x 13"
Box Volume: 5.3 ft³
Weight: Gross: 15.7 Lb | Net - 8.8 Lb

SELECT FROM FOLLOWING

DIMMING SYSTEM

LED 0-10V or TRIAC

LIGHT SOURCE TEMPERATURE

Available 2.700K, 3.000K or 4.000K

WOOD VENEER FINISHES

- | | |
|---------------------|--------------------|
| 20 - Ivory White | 22 - Natural Beech |
| 21 - Natural Cherry | |
| 33 - Pale Rose | 34 - Sea Blue |

SIZE



REFERENCES

ERIS S AL UL

ERIS S BK UL



COMPONENTS

Wood Veneer Shade

Hand Blown Glass: Borosilicate

Borosilicate glass is highly resistant to thermal shock

Metal Structure

Matte Black Metal Canopy: $\varnothing 3.2''$ - disc $\varnothing 4.5''$

Black Electrical Cable: 98"

LIGHT SOURCE



120V

Recommended Bulb - Included

GU10 Lamp Holder

LED DIM 6 W, 500 lm*

*Measurements obtained by theoretical calculations at LZf using ivory white shades & recommended bulbs. Veneer Ref: 20 Ivory White.

SELECT FROM FOLLOWING

WOOD VENEER FINISHES

20 - Ivory White

21 - Natural Cherry

22 - Natural Beech

33 - Pale Rose

34 - Sea Blue

METAL STRUCTURE FINISHES

BK - Matte Black

AL - Aluminium

PACKAGING

Box Size: 21 x 14 x 14"

Box Volume: 2.5 ft³

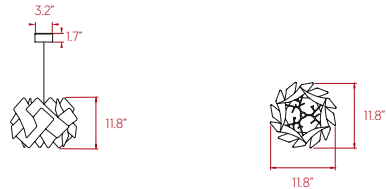
Weight: Gross - 8.8 Lb | Net - 4.4 Lb

ESCAPE

by Ray Power

Small Suspension **lzf**

SIZE



REFERENCES

SC SP BK E26 UL
SC SP NI E26 UL
SC SP WH E26 UL

COMPONENTS

Wood Veneer Shade
Metal Tripod
Metal Canopy - $\varnothing 3.2''$ - disc $\varnothing 4.5''$
Electrical Cable: 98"

LIGHT SOURCE



120 - 277V

Recommended Bulb - Not Included
E26 Lamp Holder
LED Globe 12 W, 900 lm*

*Measurements obtained by theoretical calculations at LZF using Ivory White shades & recommended bulbs. Veneer Ref: 20 Ivory White.

PACKAGING

Box Size: 16 x 16 x 19"
Box Volume: 2.8 ft³
Weight: Gross - 6.6 Lb | Net - 2.2 Lb



SELECT FROM FOLLOWING

WOOD VENEER FINISHES

- | | |
|---------------------|--------------------|
| 20 - Ivory White | 22 - Natural Beech |
| 21 - Natural Cherry | |
| 24 - Yellow | 29 - Grey |
| 25 - Orange | 33 - Pale Rose |
| 26 - Red | 34 - Sea Blue |
| 28 - Blue | |

CANOPY, CABLE & TRIPOD FINISHES

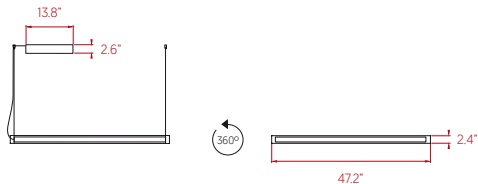
- BK** - Matte Black / Black Cable & Black Tripod
- WH** - Matte White / White Cable & White Tripod
- NI** - Nickel / Transparent Cable & Nickel Tripod

ESTELA HORIZONTAL

by Mayice

Short Suspension - LED **lzf**

SIZE



REFERENCES

ESTE SH 120 LED DIM0-10V UL
ESTE SH 120 LED DIMTRIAC UL

COMPONENTS

- Wood Veneer Shade
- Hand Blown Glass: Borosilicate
Borosilicate glass is highly resistant to thermal shock
- Matte Satin Acrylic Diffuser
- Matte Black Metal Canopy: 13.8 x 1.6 x 2.6" - disc ø4.5"
- 2 Black Steel Cables: 98"
- Black Coaxial Cable: 98"



LIGHT SOURCE

120 - 277V: Dimmable LED 0-10V & Dimmable LED TRIAC

Driver: 1 x Constant Current 1.400 mA
Integrated LED: 2 x 1.20 m Strip 24 W/m
2.700K, CRI>90, 32 W, 50-60Hz, 1.278 lm*

LED Position in Fixture

*Measurements obtained by theoretical calculations at LZF using ivory white shades & recommended bulbs. Veneer Ref: 20 Ivory White.

PACKAGING

Box Size: 54 x 8 x 9"
Box Volume: 2.47 ft³
Weight: Gross - 9.9 Lb | Net - 8.8 Lb



SELECT FROM FOLLOWING

DIMMING SYSTEM

LED 0-10V or TRIAC

LIGHT SOURCE TEMPERATURE

Available 2.700K, 3.000K or 4.000K

WOOD VENEER FINISHES

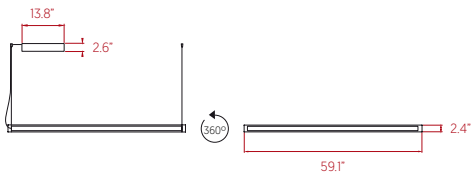
- 20 - Ivory White
- 21 - Natural Cherry
- 22 - Natural Beech
- 33 - Pale Rose
- 34 - Sea Blue

ESTELA HORIZONTAL

by Mayice

Long Suspension - LED **lzf**

SIZE



REFERENCES

ESTE SH 150 LED DIM0-10V UL
ESTE SH 150 LED DIMTRIAC UL



COMPONENTS

- Wood Veneer Shade
- Hand Blown Glass: Borosilicate
Borosilicate glass is highly resistant to thermal shock
- Matte Satin Acrylic Diffuser
- Matte Black Metal Canopy: 13.8 x 1.6 x 2.6" - disc ø4.5"
- 2 Black Steel Cables: 98"
- Black Coaxial Cable: 98"



LIGHT SOURCE

120 - 277V: Dimmable LED 0-10V & Dimmable LED TRIAC

Driver: 1 x Constant Current 1.400 mA
Integrated LED: 2 x 1.50 m Strip 24 W/m
2.700K, CRI>90, 40 W, 50-60Hz, 1.541 lm*

LED Position in Fixture

*Measurements obtained by photometric laboratory tests using ivory white shades. Veneer Ref: 20 Ivory White.

PACKAGING

Box Size: 68.5 x 8.7 x 9.5"
Box Volume: 3.2 ft³
Weight: Gross - 17.6 Lb | Net - 7.5 Lb

SELECT FROM FOLLOWING

DIMMING SYSTEM

LED 0-10V or TRIAC

LIGHT SOURCE TEMPERATURE

Available 2.700K, 3.000K or 4.000K

WOOD VENEER FINISHES


- 20 - Ivory White
- 21 - Natural Cherry
- 22 - Natural Beech
- 33 - Pale Rose
- 34 - Sea Blue

ESTELA VERTICAL

by Mayice

Short Suspension - LED **lzf**

SIZE



REFERENCES

ESTE SV 40 LED DIM0-10V UL
ESTE SV 40 LED DIMTRIAC UL

COMPONENTS

- Wood Veneer Shade
- Hand Blown Glass: Borosilicate
Borosilicate glass is highly resistant to thermal shock
- Matte Satin Acrylic Diffuser
- Matte Black Metal Canopy: 3.2" - disc 4.5"
- Black Steel Cable: 98"
- Black Coaxial Cable: 98"

LIGHT SOURCE



120 - 277V: Dimmable LED 0-10V & Dimmable LED TRIAC

Driver: Constant Current 440 mA
Integrated LED: Led Module
2.700K, CRI>90, 14 W, 50-60Hz, 980 lm*

*Measurements obtained by theoretical calculations at LZf using ivory white shades & recommended bulbs. Veneer Ref: 20 Ivory White.

PACKAGING

Box Size: 5 x 5 x 32"
Box Volume: 0.41 ft³
Weight: Gross: 7.9 Lb | Net: 5.1 Lb



SELECT FROM FOLLOWING

DIMMING SYSTEM

LED 0-10V or TRIAC

LIGHT SOURCE TEMPERATURE

Available 2.700K, 3.000K or 4.000K

WOOD VENEER FINISHES

- 20 - Ivory White
- 21 - Natural Cherry
- 22 - Natural Beech
- 33 - Pale Rose
- 34 - Sea Blue

ESTELA VERTICAL

by Mayice

Medium Suspension - LED **lzf**

SIZE



REFERENCES

ESTE SV 60 LED DIM0-10V UL
ESTE SV 60 LED DIMTRIAC UL

COMPONENTS

- Wood Veneer Shade
- Hand Blown Glass: Borosilicate
Borosilicate glass is highly resistant to thermal shock
- Matte Satin Acrylic Diffuser
- Matte Black Metal Canopy: 3.2" - disc $\varnothing 4.5"$
- Black Steel Cable: 98"
- Black Coaxial Cable: 98"

LIGHT SOURCE



120 - 277V: Dimmable LED 0-10V & Dimmable LED TRIAC

Driver: 1 x Constant Current 700 mA
Integrated LED: 2 x 0.60 m Strip 24 W/m
2,700K, CRI>90, 20 W, 50-60Hz, 1,120 lm*

LED Position in Fixture

*Measurements obtained by theoretical calculations at LZF using ivory white shades & recommended bulbs. Veneer Ref: 20 Ivory White.

PACKAGING

Box Size: 5 x 5 x 39"
Box Volume: 0.51 ft³
Weight: Gross: 8.4 Lb | Net: 5.5 Lb



SELECT FROM FOLLOWING

DIMMING SYSTEM

LED 0-10V or TRIAC

LIGHT SOURCE TEMPERATURE

Available 2,700K, 3,000K or 4,000K

WOOD VENEER FINISHES

- 20 - Ivory White
- 21 - Natural Cherry
- 22 - Natural Beech
- 33 - Pale Rose
- 34 - Sea Blue

ESTELA VERTICAL

by Mayice

Long Suspension - LED **lzf**

SIZE



REFERENCES

ESTE SV 90 LED DIM0-10V UL
ESTE SV 90 LED DIMTRIAC UL



COMPONENTS

- Wood Veneer Shade
- Hand Blown Glass: Borosilicate
Borosilicate glass is highly resistant to thermal shock
- Matte Satin Acrylic Diffuser
- Matte Black Metal Canopy: 3.2" - disc \varnothing 4.5"
- Black Steel Cable: 98"
- Black Coaxial Cable: 98"

LIGHT SOURCE



120 - 277V: Dimmable LED 0-10V & Dimmable LED TRIAC

Driver: 1 x Constant Current 900 mA
Integrated LED: 2 x 0.90 m Strip 24 W/m
2,700K, CRI>90, 27 W, 50-60Hz, 1,400 lm*

LED Position in Fixture

*Measurements obtained by theoretical calculations at LZF using ivory white shades & recommended bulbs. Veneer Ref: 20 Ivory White.

PACKAGING

Box Size: 5 x 5 x 51"
Box Volume: 0.71 ft³
Weight: Gross: 9.9 Lb | Net: 7.1 Lb

SELECT FROM FOLLOWING

DIMMING SYSTEM

LED 0-10V or TRIAC

LIGHT SOURCE TEMPERATURE

Available 2,700K, 3,000K or 4,000K

WOOD VENEER FINISHES

- 20 - Ivory White
- 21 - Natural Cherry
- 22 - Natural Beech
- 33 - Pale Rose
- 34 - Sea Blue

SIZE



REFERENCES

GEA SP E26 UL



COMPONENTS

- Wood Veneer Shade
- Matte Satin Acrylic Diffuser
- Chrome Metal Tripod
- Metal Canopy - $\varnothing 3.2"$ - disc $\varnothing 4.5"$
- Electrical Cable: 98"

LIGHT SOURCE



120 - 277V
Recommended Bulb - Not Included
E26 Lamp Holder
LED Globe 12 W, 630 lm*

*Measurements obtained by theoretical calculations at LZf using Ivory White shades & recommended bulbs. Veneer Ref: 20 Ivory White.

SELECT FROM FOLLOWING

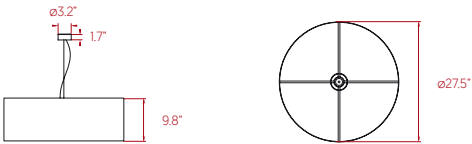
WOOD VENEER FINISHES

- | | |
|---------------------|--------------------|
| 20 - Ivory White | 22 - Natural Beech |
| 21 - Natural Cherry | |
| 24 - Yellow | 29 - Grey |
| 25 - Orange | 33 - Pale Rose |
| 26 - Red | 34 - Sea Blue |
| 28 - Blue | |

PACKAGING

Box Size: 20 x 20 x 13"
Box Volume: 2.9 ft³
Weight: Gross - 9.3 Lb | Net - 4.2 Lb

SIZE



REFERENCES

GEA SG E26 UL

COMPONENTS

- Wood Veneer Shade
- Matte Satin Acrylic Diffuser
- Chrome Metal Tripod
- Metal Canopy - $\varnothing 3.2"$ - disc $\varnothing 4.5"$
- Electrical Cable: 98"

LIGHT SOURCE



120 - 277V

Recommended Bulb - Not Included
E26 Lamp Holder
3 LED A19 12 W, 1.890 lm*

*Measurements obtained by theoretical calculations at LZF using Ivory White shades & recommended bulbs. Veneer Ref: 20 Ivory White.

PACKAGING

Box Size: 31 x 31 x 17"
Box Volume: 9.3 ft³
Weight: Gross - 17.4 Lb | Net - 7.1 Lb



SELECT FROM FOLLOWING

WOOD VENEER FINISHES


- | | |
|---------------------|--------------------|
| 20 - Ivory White | 22 - Natural Beech |
| 21 - Natural Cherry | |
| 24 - Yellow | 29 - Grey |
| 25 - Orange | 33 - Pale Rose |
| 26 - Red | 34 - Sea Blue |
| 28 - Blue | |

GEA SLIM

by Mariví Calvo

Suspension - LED **lzf**

SIZE



REFERENCES

GEA SSL LED DIM0-10V UL
GEA SSL LED DIMTRIAC UL

COMPONENTS

- Wood Veneer Shade
- White Top Diffuser
- Matte Satin Acrylic Bottom Diffuser
- Matte Nickel Metal Canopy: $\varnothing 6,7"$
- 3 Steel Cables: 98"
- Transparent Electrical Cable: 98"

LIGHT SOURCE



120 - 277V: Dimmable LED 0-10V & Dimmable LED TRIAC

Driver: 1 x Constant Current 700 mA
Integrated LED: 4 x 0.27 m Lineal 5.5 W/m
2.700K, CRI>90, 25 W, 50-60Hz, 3.521 lm*

LED Position in Fixture

*Measurements obtained by theoretical calculations at LZf using ivory white shades & recommended bulbs. Veneer Ref: 20 Ivory White.

PACKAGING

Box Size: 24 x 24 x 13"
Box Volume: 4.5 ft³
Weight: Gross - 17.6 Lb | Net - 9.0 Lb



SELECT FROM FOLLOWING

DIMMING SYSTEM

LED 0-10V or TRIAC

LIGHT SOURCE TEMPERATURE

Available 2.700K, 3.000K or 4.000K

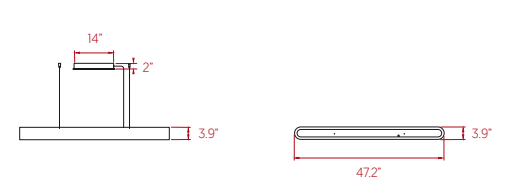
TOP DIFFUSER

Available in **Black**, if you want no upward light diffusion

WOOD VENEER FINISHES

- | | |
|---------------------|--------------------|
| 20 - Ivory White | 22 - Natural Beech |
| 21 - Natural Cherry | |
| 24 - Yellow | 29 - Grey |
| 25 - Orange | 33 - Pale Rose |
| 26 - Red | 34 - Sea Blue |
| 28 - Blue | |

SIZE



REFERENCES

- I SSL 120 LED DIM0-10V UL
- I SSL 120 LED DIMTRIAC UL

COMPONENTS

- Wood Veneer Shade
- White Top Diffuser
- Matte Satin Acrylic Bottom Diffuser
- Matte Nickel Metal Canopy: 14 x 4.6 x 2"
- 2 Steel Cables: 98"
- Transparent Electrical Cable: 98"

LIGHT SOURCE



120 - 277V: Dimmable LED 0-10V & Dimmable LED TRIAC

Driver: 1 x Constant Current 1.400 mA
Integrated LED: 5 x Lineal 5.5 W
2.700K, CRI>90, 25 W, 50-60Hz, 1.966 lm*

LED Position in Fixture

*Measurements obtained by photometric laboratory tests using ivory white shades. Veneer Ref: 20 Ivory White.

PACKAGING

Box Size: 54 x 8 x 8"
Box Volume: 2.3 ft³
Weight: Gross - 12.1 Lb | Net - 7.7 Lb



SELECT FROM FOLLOWING

DIMMING SYSTEM

LED 0-10V or TRIAC

LIGHT SOURCE TEMPERATURE

Available 2.700K, 3.000K or 4.000K

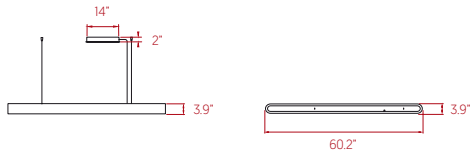
TOP DIFFUSER

Available in **Black**, if you want no upward light diffusion

WOOD VENEER FINISHES

- | | |
|---------------------|--------------------|
| 20 - Ivory White | 22 - Natural Beech |
| 21 - Natural Cherry | |
| 24 - Yellow | 29 - Grey |
| 25 - Orange | 33 - Pale Rose |
| 26 - Red | 34 - Sea Blue |
| 28 - Blue | |

SIZE



REFERENCES

- I SSL 150 LED DIM0-10V UL
- I SSL 150 LED DIMTRIAC UL

COMPONENTS

- Wood Veneer Shade
- White Top Diffuser
- Matte Satin Acrylic Bottom Diffuser
- Matte Nickel Metal Canopy: 14 x 4.6 x 2"
- 2 Steel Cables: 98"
- Transparent Electrical Cable: 98"

LIGHT SOURCE



120 - 277V: Dimmable LED 0-10V & Dimmable LED TRIAC

Driver: 1 x Constant Current 1.400 mA
Integrated LED: 5 x Lineal 5.5 W
2.700K, CRI>90, 32 W, 50-60Hz, 2.098 lm*

LED Position in Fixture

*Measurements obtained by theoretical calculations at LZf using Ivory White shades & recommended bulbs. Veneer Ref: 20 Ivory White.

PACKAGING

Box Size: 72 x 15 x 10"
Box Volume: 5.9 ft³
Weight: Gross - 25.6 Lb | Net - 9.0 Lb



SELECT FROM FOLLOWING

DIMMING SYSTEM

LED 0-10V or TRIAC

LIGHT SOURCE TEMPERATURE

Available 2.700K, 3.000K or 4.000K

TOP DIFFUSER

Available in **Black**, if you want no upward light diffusion

WOOD VENEER FINISHES

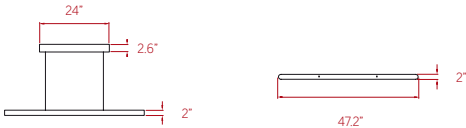
- | | |
|---------------------|--------------------|
| 20 - Ivory White | 22 - Natural Beech |
| 21 - Natural Cherry | |
| 24 - Yellow | 29 - Grey |
| 25 - Orange | 33 - Pale Rose |
| 26 - Red | 34 - Sea Blue |
| 28 - Blue | |

I-LINE

by Burkhard Dämmer

Short Suspension - LED **lzf**

SIZE



REFERENCES

- I-LN S 120 BK LED DIM0-10V UL
- I-LN S 120 BK LED DIMTRIAC UL
- I-LN S 120 WH LED DIM0-10V UL
- I-LN S 120 WH LED DIMTRIAC UL

COMPONENTS

- Wood Veneer Shade
- Matte Satin Acrylic Bottom Diffuser
- Lacquered Metal Upper Cover Plate
- Matte Black Metal Canopy: 24 x 1.6 x 2.6" - disc ø4.5"
- 2 Black Electrified Cables: 98"

LIGHT SOURCE



120 - 277V: Dimmable LED **0-10V** or Dimmable LED **TRIAC**

Driver: 1 x Constant Voltage 24V
Integrated LED: 1 x 1.15 m Strip 24 W/m
2.700K, CRI>90, 30 W, 50-60Hz, 1.725 lm*

LED Position in Fixture

*Measurements obtained by photometric laboratory tests using ivory white shades. Veneer Ref: 20 Ivory White.

PACKAGING

- Box Size:** 54 x 8 x 9"
- Box Volume:** 2.47 ft³
- Weight:** Gross - 16.5 Lb | Net - 9.7 Lb



SELECT FROM FOLLOWING

DIMMING SYSTEM

LED **0-10V** or **TRIAC**

LIGHT SOURCE TEMPERATURE

Available **2.700K**, **3.000K** or **4.000K**

WOOD VENEER FINISHES

- | | |
|----------------------------|---------------------------|
| 20 - Ivory White | 22 - Natural Beech |
| 21 - Natural Cherry | |
| 24 - Yellow | 29 - Grey |
| 25 - Orange | 33 - Pale Rose |
| 26 - Red | 34 - Sea Blue |
| 28 - Blue | |

CANOPY FINISHES

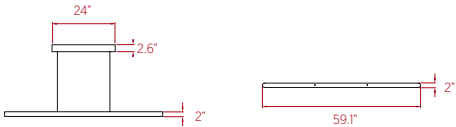
- | | |
|-------------------------|-------------------------|
| BK - Matte Black | WH - Matte White |
|-------------------------|-------------------------|

I-LINE

by Burkhard Dämmer

Long Suspension - LED **lzf**

SIZE



REFERENCES

- I-LN S 150 BK LED DIM0-10V UL
- I-LN S 150 BK LED DIMTRIAC UL
- I-LN S 150 WH LED DIM0-10V UL
- I-LN S 150 WH LED DIMTRIAC UL

COMPONENTS

- Wood Veneer Shade
- Matte Satin Acrylic Bottom Diffuser
- Lacquered Metal Upper Cover Plate
- Matte Black Metal Canopy: 24 x 1.6 x 2.6" - disc ø4.5"
- 2 Black Electrified Cables: 98"

LIGHT SOURCE



120 - 277V: Dimmable LED 0-10V or Dimmable LED TRIAC

Driver: 1 x Constant Voltage 24V
Integrated LED: 1 x 1.45 m Strip 24 W/m
2.700K, CRI>90, 40 W, 50-60Hz, 2.185 lm*

LED Position in Fixture

*Measurements obtained by theoretical calculations at LZf using Ivory White shades & recommended bulbs. Veneer Ref: 20 Ivory White.

PACKAGING

Box Size: 69 x 9 x 9"
Box Volume: 3.18 ft³
Weight: Gross - 17.6 Lb | Net - 10.1 Lb



SELECT FROM FOLLOWING

DIMMING SYSTEM

LED 0-10V or TRIAC

LIGHT SOURCE TEMPERATURE

Available 2.700K, 3.000K or 4.000K

WOOD VENEER FINISHES

- | | |
|---------------------|--------------------|
| 20 - Ivory White | 22 - Natural Beech |
| 21 - Natural Cherry | |
| 24 - Yellow | 29 - Grey |
| 25 - Orange | 33 - Pale Rose |
| 26 - Red | 34 - Sea Blue |
| 28 - Blue | |

CANOPY FINISHES

- | | |
|------------------|------------------|
| BK - Matte Black | WH - Matte White |
|------------------|------------------|

SIZE



REFERENCES

KTO S BK E26 UL
KTO S WH E26 UL

COMPONENTS

- Wood Veneer Shade
- Acrylic Frame
- Metal Canopy: $\phi 3.2"$ - disc 4.5"
- Electrical Cable: 98"

LIGHT SOURCE



120 - 277V

Recommended Bulb - Not Included
E26Lamp Holder
LED Globe DIM 8.5W, 800 lm*

*Measurements obtained by theoretical calculations at LZF using Ivory White shades & recommended bulbs. Veneer Ref: 20 Ivory White.

PACKAGING

Box Size: 15.8 x 15.8 x 18.1"
Box Volume: 1.77 ft³
Weight: Gross - 6.6 Lb | Net - 2.2 Lb



SELECT FROM FOLLOWING

RECOMMENDED WOOD VENEER FINISHES

- 20 - Ivory White
- 21 - Natural Cherry
- 22 - Natural Beech
- 26 - Red
- 28 - Blue
- 29 - Grey
- 33 - Pale Rose
- 34 - Sea Blue

CANOPY, ACRYLIC FRAME & CABLE FINISHES

- BK - Matte Black / Black Frame & Black Cable
- WH - Matte White / White Frame & White Cable

SIZE



REFERENCES

- LK SP BK E26 UL
- LK SP NI E26 UL
- LK SP WH E26 UL

COMPONENTS

- Wood Veneer Shade
- Metal Tripod
- Metal Canopy - $\varnothing 3.2"$ - disc $\varnothing 4.5"$
- Electrical Cable: 98"

LIGHT SOURCE

120 - 277V

- Recommended Bulb - Not Included
- E26 Lamp Holder
- LED Globe 12 W, 855 lm*

*Measurements obtained by theoretical calculations at LZF using Ivory White shades & recommended bulbs. Veneer Ref: 20 Ivory White.



SELECT FROM FOLLOWING

WOOD VENEER FINISHES

- | | |
|---------------------|--------------------|
| 20 - Ivory White | 22 - Natural Beech |
| 21 - Natural Cherry | |
| 24 - Yellow | 29 - Grey |
| 25 - Orange | 33 - Pale Rose |
| 26 - Red | 34 - Sea Blue |
| 28 - Blue | |


CANOPY, CABLE & TRIPOD FINISHES

- BK** - Matte Black / Black Cable & Black Tripod
- WH** - Matte White / White Cable & White Tripod
- NI** - Nickel / Transparent Cable & Nickel Tripod

PACKAGING

- Box Size:** 20 x 20 x 13"
- Box Volume:** 2.9 ft³
- Weight:** Gross - 7.7 Lb | Net - 2.2 Lb

SIZE



REFERENCES

LK SG BK E26 UL
LK SG NI E26 UL
LK SG WH E26 UL



COMPONENTS

- Wood Veneer Shade
- Metal Tripod
- Metal Canopy - $\varnothing 3.2"$ - disc $\varnothing 4.5"$
- Electrical Cable: 98"

LIGHT SOURCE



120 - 277V

Recommended Bulb - Not Included
E26 Lamp Holder
LED Globe 12 W, 855 lm*

*Measurements obtained by theoretical calculations at LZF using Ivory White shades & recommended bulbs. Veneer Ref: 20 Ivory White.

SELECT FROM FOLLOWING

WOOD VENEER FINISHES

- | | |
|---------------------|--------------------|
| 20 - Ivory White | 22 - Natural Beech |
| 21 - Natural Cherry | |
| 24 - Yellow | 29 - Grey |
| 25 - Orange | 33 - Pale Rose |
| 26 - Red | 34 - Sea Blue |
| 28 - Blue | |

CANOPY, CABLE & TRIPOD FINISHES

- BK - Matte Black / Black Cable & Black Tripod
- WH - Matte White / White Cable & White Tripod
- NI - Nickel / Transparent Cable & Nickel Tripod

PACKAGING

Box Size: 31 x 31 x 17"
Box Volume: 9.3 ft³
Weight: Gross - 14.6 Lb | Net - 3.5 Lb

LINK CHAIN

by Ray Power & Mariví Calvo

SIZE



REFERENCES

LK3 S E26 UL

COMPONENTS

- Wood Veneer Shade
- White Metal Tripod
- Matte Nickel Metal Canopy - $\varnothing 4.7"$
- 3 Steel Cables: 98"
- Transparent Electrical Cable: 98"

LIGHT SOURCE



120 - 277V

- Recommended Bulb - Not Included
- E26 Lamp Holder
- 3 LED Globe 12 W, 2,025 lm*

*Measurements obtained by theoretical calculations at LZF using Ivory White shades & recommended bulbs. Veneer Ref: 20 Ivory White.

PACKAGING

- Box Size: 34 x 34 x 63" - Wood crated for transport
- Box Volume: 41.8 ft³
- Weight: Gross - 59.1 Lb | Net - 10.4 Lb



SELECT FROM FOLLOWING

WOOD VENEER FINISHES

- 20 - Ivory White

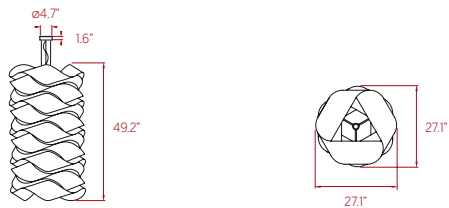
21 - Natural Cherry
- 22 - Natural Beech

LINK CHAIN

by Ray Power & Mariví Calvo

Medium Suspension **lzf**

SIZE



REFERENCES

LK4 S E26 UL

COMPONENTS

- Wood Veneer Shade
- Black Metal Tripod
- White Nickel Metal Canopy - $\varnothing 4.7"$
- 3 Steel Cables: 98"
- Transparent Electrical Cable: 98"

LIGHT SOURCE 

120 - 277V

Recommended Bulb - Not Included
E26 Lamp Holder
4 LED Globe 12 W, 2,700 lm*

*Measurements obtained by theoretical calculations at LZF using Ivory White shades & recommended bulbs. Veneer Ref: 20 Ivory White.

PACKAGING

Box Size: 34 x 34 x 63" - Wood crated for transport
Box Volume: 41.8 ft³
Weight: Gross - 61.7 Lb | Net - 13 Lb



SELECT FROM FOLLOWING

WOOD VENEER FINISHES

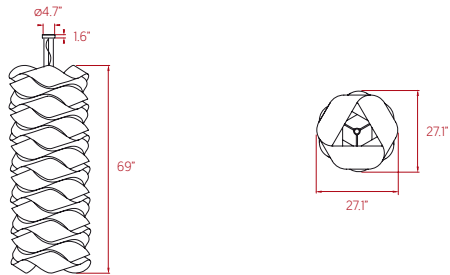
-  20 - Ivory White
-  21 - Natural Cherry
-  22 - Natural Beech

LINK CHAIN

by Ray Power & Mariví Calvo

Large Suspension **lzf**

SIZE



REFERENCES

LK6 S E26 UL



COMPONENTS

- Wood Veneer Shade
- White Metal Tripod
- Matte Nickel Metal Canopy - $\varnothing 4.7"$
- 3 Steel Cables: 98"
- Transparent Electrical Cable: 98"

LIGHT SOURCE 

120 - 277V

Recommended Bulb - Not Included
E26 Lamp Holder
6 LED Globe 12 W, 4,050 lm*

*Measurements obtained by theoretical calculations at LZF using Ivory White shades & recommended bulbs. Veneer Ref: 20 Ivory White.

SELECT FROM FOLLOWING


WOOD VENEER FINISHES

-  20 - Ivory White
-  21 - Natural Cherry
-  22 - Natural Beech

PACKAGING

Box Size: 35 x 35 x 83" - Wood crated for transport
Box Volume: 57.4 ft³
Weight: Gross - 71.2 Lb | Net - 18.3 Lb

SIZE



REFERENCES

LOLA SM NI LED DIM0-10V UL
LOLA SM NI LED DIMTRIAC UL

COMPONENTS

- Wood Veneer Shade
- Transparent Acrylic Frame
- Nickel Metal Canopy: $\phi 6,7"$
- Transparent Electrical Cable: 98"

LIGHT SOURCE



120 - 277V: Dimmable LED 0-10V & Dimmable LED TRIAC

Driver: 1 x Constant Current 350 mA
Integrated LED: 1 x Circular 19.2 W
2.700K, CRI>90, 15 W, 50-60Hz, 1.137 lm*

LED Position in Fixture

*Measurements obtained by theoretical calculations at LZF using ivory white shades. Veneer Ref: 20 Ivory White.

PACKAGING

Box Size: 26 x 26 x 17"
Box Volume: 6.5 ft³
Weight: Gross - 22.9 Lb | Net - 9.7 Lb



SELECT FROM FOLLOWING

DIMMING SYSTEM

LED 0-10V or TRIAC


LIGHT SOURCE TEMPERATURE

Available 2.700K, 3.000K or 4.000K

WOOD VENEER FINISHES

- 20 - Ivory White
- 22 - Natural Beech

SIZE



REFERENCES

LOLA SM NI E26

COMPONENTS

- Wood Veneer Shade
- Transparent Acrylic Frame
- Nickel Metal Canopy: $\varnothing 3,2''$ - disc $\varnothing 4.5''$
- Transparent Electrical Cable: 98"

LIGHT SOURCE



120 - 277V

- Recommended Bulb - Not Included
- E26 Lamp Holder
- LED Globe 8.5 W

PACKAGING

- Box Size: 26 x 26 x 17"
- Box Volume: 6.5 ft³
- Weight: Gross - 17.6 Lb | Net - 9.7 Lb

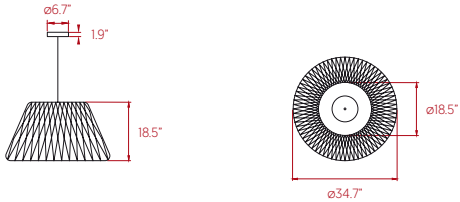


SELECT FROM FOLLOWING

WOOD VENEER FINISHES

- 20 - Ivory White
- 22 - Natural Beech

SIZE



REFERENCES

LOLA SG NI LED DIM0-10V UL
LOLA SG NI LED DIMTRIAC UL


COMPONENTS

- Wood Veneer Shade
- Transparent Acrylic Frame
- Metal Canopy: $\varnothing 6,7''$
- Electrical Cable: 98"

LIGHT SOURCE 

120 - 277V: Dimmable LED 0-10V & Dimmable LED TRIAC

Driver: 1 x Constant Current 1.400 mA
Integrated LED: 1 x Corona 46.2 W
2.700K, CRI>90, 52 W, 50-60Hz, 2.860 lm*

LED Position in Fixture 

*Measurements obtained by theoretical calculations at LZF using ivory white shades. Veneer Ref: 20 Ivory White.

PACKAGING

Box Size: 40 x 40 x 24"
Box Volume: 22.3 ft³
Weight: Gross - 39.2 Lb | Net - 15.2 Lb



SELECT FROM FOLLOWING

DIMMING SYSTEM

LED 0-10V or TRIAC




LIGHT SOURCE TEMPERATURE

Available 2.700K, 3.000K or 4.000K

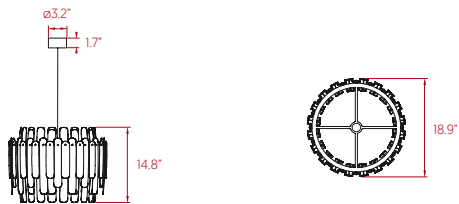
WOOD VENEER FINISHES

-  20 - Ivory White
-  22 - Natural Beech

CANOPY & CABLE FINISHES

-  BK - Matte Black / Black Cable
-  WH - Matte White / White Cable
-  NI - Nickel / Transparent Cable

SIZE



REFERENCES

- MARU S 50 BK E26 UL
- MARU S 50 NI E26 UL
- MARU S 50 WH E26 UL

COMPONENTS

- Wood Veneer Shade
- Nickel Metal Tripod
- Metal Canopy - 3.2" - disc 4.5"
- Electrical Cable: 98"

LIGHT SOURCE

120 - 277V

- Recommended Bulb - Not Included
- E26 Lamp Holder
- LED Globe 12 W, 810 lm*

*Measurements obtained by theoretical calculations at LZF using Ivory White shades & recommended bulbs. Veneer Ref: 20 Ivory White.

PACKAGING

- Box Size: 20 x 20 x 3"
- Box Volume: 0.8 ft³
- Weight: Gross - 6 Lb | Net - 2.4 Lb



SELECT FROM FOLLOWING

WOOD VENEER FINISHES

- | | |
|---------------------|--------------------|
| 20 - Ivory White | 22 - Natural Beech |
| 21 - Natural Cherry | |
| 24 - Yellow | 29 - Grey |
| 25 - Orange | 33 - Pale Rose |
| 26 - Red | 34 - Sea Blue |
| 28 - Blue | |

CANOPY, CABLE & TRIPOD FINISHES

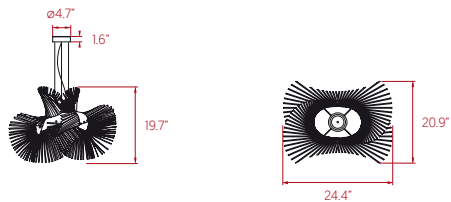
- BK - Matte Black / Black Cable & Nickel Tripod
- WH - Matte White / White Cable & Nickel Tripod
- NI - Nickel / Transparent Cable & Nickel Tripod

MINIMIKADO

by Miguel Herranz

Suspension **lzf**

SIZE



REFERENCES

MMIK S E26 UL

COMPONENTS

- Wood Veneer Shade
- Chrome Metal Structure
- Nickel Metal Canopy - $\varnothing 3.2"$ - disc $\varnothing 4.5"$
- 3 Steel Cables: 98"
- Electrical Cable: 98"

LIGHT SOURCE



120 - 277V

Recommended Bulb - Not Included
E26 Lamp Holder
LED A19 15 W, 630 lm*

*Measurements obtained by theoretical calculations at LZF using Ivory White shades & recommended bulbs. Veneer Ref: 20 Ivory White.

PACKAGING

Box Size: 26 x 26 x 24"
Box Volume: 9.5 ft³
Weight: Gross - 12.6 Lb | Net - 4.6 Lb

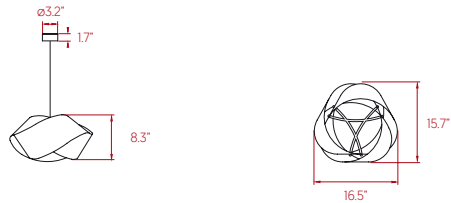


SELECT FROM FOLLOWING

WOOD VENEER FINISHES

- | | |
|---------------------|--------------------|
| 20 - Ivory White | 22 - Natural Beech |
| 21 - Natural Cherry | |
| 24 - Yellow | 29 - Grey |
| 25 - Orange | 33 - Pale Rose |
| 26 - Red | 34 - Sea Blue |
| 28 - Blue | |

SIZE



REFERENCES

- NUT S BK E26 UL
- NUT S NI E26 UL
- NUT S WH E26 UL



COMPONENTS

- Wood Veneer Shade
- Metal Tripod
- Metal Canopy - $\varnothing 3.2"$ - disc $\varnothing 4.5"$
- Electrical Cable: 98"

LIGHT SOURCE

120 - 277V

- Recommended Bulb - Not Included
- E26 Lamp Holder
- LED Globe 12 W, 855 lm*

*Measurements obtained by theoretical calculations at LZF using Ivory White shades & recommended bulbs. Veneer Ref: 20 Ivory White.

PACKAGING

- Box Size: 20 x 20 x 13"
- Box Volume: 2.8 ft³
- Weight: Gross - 6.6 Lb | Net - 1.8 Lb

SELECT FROM FOLLOWING

WOOD VENEER FINISHES

- | | |
|---------------------|--------------------|
| 20 - Ivory White | 22 - Natural Beech |
| 21 - Natural Cherry | |
| 24 - Yellow | 29 - Grey |
| 25 - Orange | 33 - Pale Rose |
| 26 - Red | 34 - Sea Blue |
| 28 - Blue | |

CANOPY, CABLE & TRIPOD FINISHES

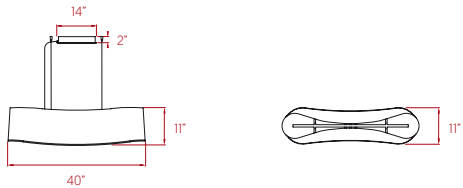
- BK - Matte Black / Black Cable & Nickel Tripod
- WH - Matte White / White Cable & Nickel Tripod
- NI - Nickel / Transparent Cable & Nickel Tripod

NEW WAVE

by Ray Power

Suspension - LED **lzf**

SIZE



REFERENCES

NWAV S LED DIM0-10V UL
NWAV S LED DIMTRIAC UL

COMPONENTS

- Wood Veneer Shade
- White Metal Structure
- Nickel Metal Canopy - 14 x 4.6 x 2"
- 4 Steel Cables: 98"
- Transparent Electrical Cable: 98"

LIGHT SOURCE



120 - 277V: Dimmable LED 0-10V & Dimmable LED TRIAC

Driver: 1 x Constant Current 440 mA
Integrated LED: 2 x Lineal 5.5 W
2,700K, CRI>90, 16 W, 50-60Hz, 726 lm*

LED Position in Fixture

*Measurements obtained by photometric laboratory tests using Blue exterior & Yellow interior. Veneer Ref: 28 Blue & 24 Yellow.

PACKAGING

Box Size: 48 x 12 x 13"
Box Volume: 4.5 ft³
Weight: Gross - 13.2 Lb | Net - 6.2 Lb



SELECT FROM FOLLOWING

DIMMING SYSTEM

LED 0-10V or TRIAC

LIGHT SOURCE TEMPERATURE

Available 2,700K, 3,000K or 4,000K

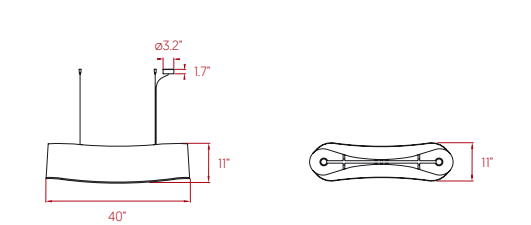
RECOMMENDED WOOD VENEER FINISHES COMBINATIONS

Exterior	Interior
21 - Natural Cherry	20 - Ivory White
26 - Red	24 - Yellow
28 - Blue	24 - Yellow

NEW WAVE

by Ray Power

SIZE



REFERENCES

NWAV S E26 UL

COMPONENTS

- Wood Veneer Shade
- White Metal Structure
- Nickel Metal Canopy - $\varnothing 3.2"$ - disc $\varnothing 4.5"$
- 4 Steel Cables: 98"
- Transparent Electrical Cable: 98"

LIGHT SOURCE



120 - 277V

Recommended Bulb - Not Included
E26 Lamp Holder
2 LED A19 12 W, 1.080 lm*

*Measurements obtained by theoretical calculations at LZf using Blue exterior & Yellow interior & recommended bulbs. Veneer Ref: 28 Blue & 24 Yellow.

PACKAGING

Box Size: 48 x 12 x 13"
Box Volume: 4.5 ft³
Weight: Gross - 11 Lb | Net - 4.2 Lb



SELECT FROM FOLLOWING

RECOMMENDED WOOD VENEER FINISHES COMBINATIONS

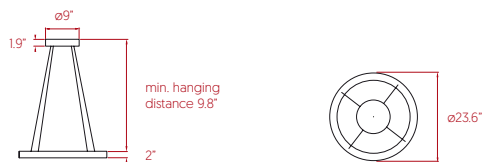
Exterior	Interior
● 21 - Natural Cherry	● 20 - Ivory White
● 26 - Red	● 24 - Yellow
● 28 - Blue	● 24 - Yellow

OH! LINE

by Burkhard Dämmer & Mariví Calvo

Medium Suspension - LED **lzf**

SIZE



REFERENCES

O-LN S 60 BK LED DIM0-10V UL
O-LN S 60 BK LED DIMTRIAC UL



COMPONENTS

Wood Veneer Shade

Matte Satin Acrylic Bottom Diffuser

Laquered Metal Upper Cover Plate

Matte Black Metal Canopy: $\varnothing 9.1"$

2 Black Electrified Cables: 98"

2 Black Steel Cables: 98"

LIGHT SOURCE



120 - 277V: Dimmable LED **0-10V** or Dimmable LED **TRIAC**

Driver: 1 x Constant Voltage 24V

Integrated LED: 1 x 1.95 m Strip 14 W/m
2,700K, CRI>90, 42 W, 50-60Hz, 2,364 lm*

LED Position in Fixture

*Measurements obtained by photometric laboratory tests using ivory white shades. Veneer Ref: 20 Ivory White.

PACKAGING

Box Size: 30 x 30 x 6" - Wood crated for transport

Box Volume: 3.36 ft³

Weight: Gross: 20.9 Lb | Net - 8.7 Lb

SELECT FROM FOLLOWING

DIMMING SYSTEM

LED **0-10V** or **TRIAC**

LIGHT SOURCE TEMPERATURE

Available **2,700K**, **3,000K** or **4,000K**

WOOD VENEER FINISHES

- | | |
|----------------------------|---------------------------|
| 20 - Ivory White | 22 - Natural Beech |
| 21 - Natural Cherry | |
| 24 - Yellow | 29 - Grey |
| 25 - Orange | 33 - Pale Rose |
| 26 - Red | 34 - Sea Blue |
| 28 - Blue | |

OH! LINE

by Burkhard Dämmer & Mariví Calvo

Large Suspension - LED **lzf**

SIZE



REFERENCES

O-LN S 80 BK LED DIM0-10V UL
O-LN S 80 BK LED DIMTRIAC UL

COMPONENTS

- Wood Veneer Shade
- Matte Satin Acrylic Bottom Diffuser
- Laquered Metal Upper Cover Plate
- Matte Black Metal Canopy: $\varnothing 9.1''$
- 2 Black Electrified Cables: 98"
- 2 Black Steel Cables: 98"

LIGHT SOURCE

120 - 277V: Dimmable LED **0-10V** or Dimmable LED **TRIAC**

Driver: 1 x Constant Voltage 24V
Integrated LED: 1 x 2.50 m Strip 14 W/m
2.700K, CRI>90, 55 W, 50-60Hz, 3.078 lm*

LED Position in Fixture

*Measurements obtained by theoretical calculations at LZF using Ivory White shades & recommended bulbs. Veneer Ref: 20 Ivory White.

PACKAGING

Box Size: 38 x 38 x 6"
Box Volume: 5.3 ft³
Weight: Gross - 26.5 Lb | Net - 10.1 Lb



SELECT FROM FOLLOWING

DIMMING SYSTEM

LED **0-10V** or **TRIAC**

LIGHT SOURCE TEMPERATURE

Available **2.700K**, **3.000K** or **4.000K**

WOOD VENEER FINISHES

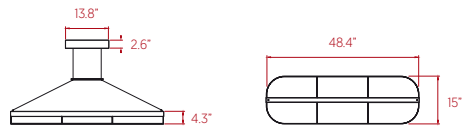
- | | |
|----------------------------|---------------------------|
| 20 - Ivory White | 22 - Natural Beech |
| 21 - Natural Cherry | |
| 24 - Yellow | 29 - Grey |
| 25 - Orange | 33 - Pale Rose |
| 26 - Red | 34 - Sea Blue |
| 28 - Blue | |

OMMA 1 LONG LEAF

by Eli Gutiérrez

Suspension - LED **lzf**

SIZE



REFERENCES

- OM S120 BK LED DIM0-10V UL
- OM S120 BK LED DIMTRIAC UL
- OM S120 GD LED DIM0-10V UL
- OM S120 GD LED DIMTRIAC UL



COMPONENTS

- Wood Veneer Shade
- Matte Satin Acrylic Bottom Diffuser
- Metal Structure
- Metal Canopy: 14 x 2 x 3" - disc ø4.5"
- 2 Black Coaxial Cables: 98"

LIGHT SOURCE



120 - 277V: Dimmable LED **0-10V** or Dimmable LED **TRIAC**

Driver: 1 x Constant Current 900 mA
Integrated LED: 3 x Lineal 10.8 W
2.700K, CRI>90, 37 W, 50-60Hz, 1.009 lm*

LED Position in Fixture

*Measurements obtained by photometric laboratory test using natural cherry shades. Veneer Ref: 21 Natural Cherry.

PACKAGING

Box Size: 64 x 22 x 13" - Special palletized packaging
Box Volume: 11 ft³
Weight: Gross: 63.9 Lb | Net: 13.2 Lb

SELECT FROM FOLLOWING

DIMMING SYSTEM

LED **0-10V** or **TRIAC**

LIGHT SOURCE TEMPERATURE

Available **2.700K**, **3.000K** or **4.000K**

WOOD VENEER FINISHES

21 - Natural Cherry

METAL STRUCTURE & CANOPY FINISHES

BK - Matte Black

GD - Gold

OMMA 2 LEAVES

by Eli Gutiérrez

Suspension - LED **lzf**

SIZE



REFERENCES

- OM S2 BK LED DIM0-10V UL
- OM S2 BK LED DIMTRIAC UL
- OM S2 GD LED DIM0-10V UL
- OM S2 GD LED DIMTRIAC UL

COMPONENTS

- Wood Veneer Shade
- Matte Satin Acrylic Bottom Diffuser
- Metal Structure
- Metal Canopy: 14 x 2 x 3" - disc Ø4.5"
- 3 Black Steel Cables: 98"
- Black Coaxial Cable: 98"

LIGHT SOURCE



120 - 277V: Dimmable LED 0-10V or Dimmable LED TRIAC

Driver: 1 x Constant Current 1,100 mA
Integrated LED: 4 x Lineal 9 W
2,700K, CRI>90, 24 W, 50-60Hz, 410 lm*

LED Position in Fixture

*Measurements obtained by photometric laboratory test using natural white shades & recommended bulbs. Veneer Ref: 23 Natural White.

PACKAGING

Box Size: 47 x 26 x 8"
Box Volume: 5.5 ft³
Weight: Gross: 28.2 Lb | Net: 11.5 Lb



SELECT FROM FOLLOWING

DIMMING SYSTEM

LED 0-10V or TRIAC

LIGHT SOURCE TEMPERATURE

Available 2,700K, 3,000K or 4,000K

WOOD VENEER FINISHES

- 21 - Natural Cherry
- 22 - Natural Beech
- 23 - Natural White

METAL STRUCTURE & CANOPY FINISHES

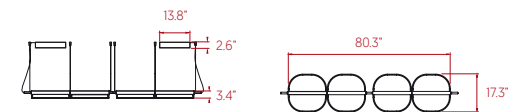
- BK - Matte Black
- GD - Gold

OMMA DOUBLE 2

by Eli Gutiérrez

Suspension - LED **lzf**

SIZE



REFERENCES

- OM S2X2 BK LED DIM0-10V UL
- OM S2X2 BK LED DIMTRIAC UL
- OM S2X2 GD LED DIM0-10V UL
- OM S2X2 GD LED DIMTRIAC UL

COMPONENTS

- Wood Veneer Shade
- Matte Satin Acrylic Bottom Diffuser
- Metal Structure
- 2 Metal Canopy: 14 x 2 x 3" - disc Ø4.5"
- 6 Black Steel Cables: 98"
- 2 Black Coaxial Cable: 98"

LIGHT SOURCE

120 - 277V: Dimmable LED 0-10V or Dimmable LED TRIAC

Driver: 2 x Constant Current 1.400 mA
Integrated LED: 8 x Lineal 9 W
2.700K, CRI>90, 48 W, 50-60Hz, 820 lm*

LED Position in Fixture

*Measurements obtained by photometric test at LZf using natural white shades & recommended bulbs. Veneer Ref: 23 Natural White.

PACKAGING

- Box 1: 47 x 26 x 8" | 5.5 ft3 | 11.5 Lb
- Box 2: 47 x 26 x 8" | 5.5 ft3 | 11.5 Lb
- Weight: Total Gross - 57 Lb | Total Net - 23 Lb



SELECT FROM FOLLOWING

DIMMING SYSTEM

LED 0-10V or TRIAC

LIGHT SOURCE TEMPERATURE

Available 2.700K, 3.000K or 4.000K

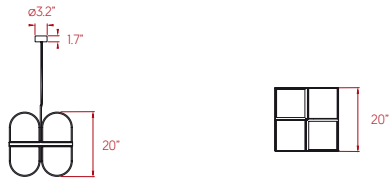
WOOD VENEER FINISHES

- 21 - Natural Cherry
- 22 - Natural Beech
- 23 - Natural White

METAL STRUCTURE & CANOPY FINISHES

- BK - Matte Black
- GD - Gold

SIZE



REFERENCES

OSC S EG E26 UL
OSC S GD E26 UL



COMPONENTS

- Wood Veneer Shade
- Metal Structure
- Metal Canopy: $\varnothing 3.2$ - disc 4.5"
- Steel Cable: 98"
- Textile Electrical Cable: 98"

LIGHT SOURCE 

120 - 277V

Recommended Bulbs - Not Included
E26Lamp Holder
4 LED Spherical DIM 11W, 3.300 lm*

*Measurements obtained by theoretical calculations at LZF using Ivory White shades & recommended bulbs. Veneer Ref: 23 Natural White.

PACKAGING

Box Size: 25.6 x 25.6 x 15.8"
Box Volume: 6 ft³
Weight: Gross - 23.15 Lb | Net - Lb

SELECT FROM FOLLOWING

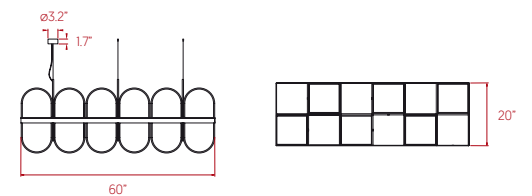
WOOD VENEER FINISHES

-  23 - Natural White
-  33 - Pale Rose

METAL STRUCTURE

-  EG - Earl Grey
-  GD - Gold

SIZE



REFERENCES

OSC S3 EG E26 UL
OSC S3 GD E26 UL



COMPONENTS

- Wood Veneer Shade
- Metal Structure
- Metal Canopy: $\varnothing 3.2$ - disc 4.5"
- 3 Steel Cable: 98"
- Textile Electrical Cable: 98"

LIGHT SOURCE



120 - 277V

Recommended Bulbs - Not Included
E26Lamp Holder
12 LED Spherical DIM 12W, 9,240 lm*

*Measurements obtained by theoretical calculations at LZF using Ivory White shades & recommended bulbs. Veneer Ref: 23 Natural White.

PACKAGING

Box Size: 63 x 20 x 26" - Special palletized packaging
Box Volume: 19.4 ft³
Weight: Gross - 94.80 Lb | Net - 37.5 Lb

SELECT FROM FOLLOWING

WOOD VENEER FINISHES

- 23 - Natural White
- 33 - Pale Rose

METAL STRUCTURE


- EG - Earl Grey
- GD - Gold

POD

by Burkhard Dämmer

Medium Suspension **lzf**

SIZE



REFERENCES

POD SM E26 UL



COMPONENTS

- Wood Veneer Shade
- Matte Nickel Metal Canopy - $\varnothing 4.7"$
- 3 Steel Cables: 98"
- Transparent Electrical Cable: 98"

LIGHT SOURCE



120 - 277V

Recommended Bulb - Not Included
E26 Lamp Holder
LED A19 15 W, 540 lm*

*Measurements obtained by theoretical calculations at LZF using Ivory White shades & recommended bulbs. Veneer Ref: 20 Ivory White.

SELECT FROM FOLLOWING

WOOD VENEER FINISHES

- | | |
|---------------------|--------------------|
| 20 - Ivory White | 22 - Natural Beech |
| 21 - Natural Cherry | |
| 24 - Yellow | 29 - Grey |
| 25 - Orange | 33 - Pale Rose |
| 26 - Red | 34 - Sea Blue |
| 28 - Blue | |

PACKAGING

Box Size: 20 x 20 x 32"
Box Volume: 7.4 ft³
Weight: Gross - 11.2 Lb | Net - 5.5 Lb

POPPY

by Burkhard Dämmer

Small Suspension **lzf**

SIZE



REFERENCES

POPPY SP E26 UL

COMPONENTS

- Wood Veneer Shade
- Matte Nickel Metal Canopy - 4.7"
- 3 Steel Cables: 98"
- Transparent Electrical Cable: 98"

LIGHT SOURCE



120 - 277V

Recommended Bulb - Not Included
 E26 Lamp Holder
 LED A19 15 W, 540 lm*

*Measurements obtained by theoretical calculations at LZF using Ivory White shades & recommended bulbs. Veneer Ref: 20 Ivory White.

PACKAGING

Box Size: 26 x 26 x 24"
Box Volume: 9.5 ft³
Weight: Gross - 15.2 Lb | Net - 5.7 Lb



SELECT FROM FOLLOWING

WOOD VENEER FINISHES

- | | |
|---------------------|--------------------|
| 20 - Ivory White | 22 - Natural Beech |
| 21 - Natural Cherry | |
| 24 - Yellow | 29 - Grey |
| 25 - Orange | 33 - Pale Rose |
| 26 - Red | 34 - Sea Blue |
| 28 - Blue | |

SIZE



REFERENCES

POPPY SM E26 UL



COMPONENTS

- Wood Veneer Shade
- Matte Nickel Metal Canopy - $\varnothing 4.7"$
- 3 Steel Cables: 98"
- Transparent Electrical Cable: 98"

LIGHT SOURCE



120 - 277V

Recommended Bulb - Not Included
E26 Lamp Holder
LED A19 15 W, 540 lm*

*Measurements obtained by theoretical calculations at LZF using Ivory White shades & recommended bulbs. Veneer Ref: 20 Ivory White.

SELECT FROM FOLLOWING


WOOD VENEER FINISHES

- | | |
|---------------------|--------------------|
| 20 - Ivory White | 22 - Natural Beech |
| 21 - Natural Cherry | |
| 24 - Yellow | 29 - Grey |
| 25 - Orange | 33 - Pale Rose |
| 26 - Red | 34 - Sea Blue |
| 28 - Blue | |

PACKAGING

Box Size: 30 x 30 x 30"
Box Volume: 15.7 ft³
Weight: Gross - 16.8 Lb | Net - 6.4 Lb

SIZE



REFERENCES

RDROP SP UL

COMPONENTS

- Wood Veneer Shade
- Frosted Glass Ball
- Matte Nickel Metal Canopy: $\phi 3.2"$ - disc $\phi 4.5"$
- Steel Cable: 98"
- Transparent Electrical Cable: 98"

LIGHT SOURCE



120V

Recommended Bulb - Included
G9 Lamp Holder
LED DIM 4.5 W, 228 lm*

*Measurements obtained by theoretical calculations at LZF using Ivory White shades & recommended bulbs. Veneer Ref: 20 Ivory White.

PACKAGING

Box Size: 17 x 12 x 11"
Box Volume: 1.1 ft³
Weight: Gross - 4.6 Lb | Net - 1.6 Lb



SELECT FROM FOLLOWING

RECOMMENDED WOOD VENEER FINISHES


- | | |
|---------------------|--------------------|
| 20 - Ivory White | 22 - Natural Beech |
| 21 - Natural Cherry | |
| 28 - Blue | 33 - Pale Rose |
| 29 - Grey | 34 - Sea Blue |

RAINDROP

by Javier Herrero Studio

Medium Suspension **lzf**

SIZE



REFERENCES

RDROP SM UL

COMPONENTS

- Wood Veneer Shade
- Frosted Glass Ball
- Matte Nickel Metal Canopy - $\varnothing 3.2''$ - disc $\varnothing 4.5''$
- Steel Cable: 98"
- Transparent Electrical Cable: 98"

LIGHT SOURCE



120V

Recommended Bulb - Included
G9 Lamp Holder
LED DIM 4.5 W, 228 lm*

*Measurements obtained by theoretical calculations at LZF using Ivory White shades & recommended bulbs. Veneer Ref: 20 Ivory White.

PACKAGING

Box Size: 17 x 12 x 28"
Box Volume: 1.1 ft³
Weight: Gross - 4.9 Lb | Net - 1.9 Lb



SELECT FROM FOLLOWING

RECOMMENDED WOOD VENEER FINISHES

- | | |
|---------------------|--------------------|
| 20 - Ivory White | 22 - Natural Beech |
| 21 - Natural Cherry | |
| 28 - Blue | 33 - Pale Rose |
| 29 - Grey | 34 - Sea Blue |

SIZE



REFERENCES

SPRO SM 21 LED DIM0-10V UL
SPRO SM 21 LED DIMTRIAC UL

COMPONENTS

- Wood Veneer Shade
- Opaque Wood Shell
- White Acrylic Top Diffuser
- Transparent Acrylic Bottom Diffuser
- Black Metal Canopy: 6.7"
- 4 Black Steel Cables: 98"
- Black Electrical Cable: 98"

LIGHT SOURCE



120 - 277V: Dimmable LED **0-10V** & Dimmable LED **TRIAC**

Driver: 1 x Constant Current 1.400 mA
Integrated LED: 10 x Lineal 5.5 W
2.700K, CRI>90, 48 W, 50-60Hz, 697 lm*

LED Position in Fixture

*Measurements obtained by photometric laboratory tests using Matte White outer shell and natural cherry shades. Veneer Ref: 21 Natural Cherry.

PACKAGING

Box Size: 36 x 36 x 19"- Wood Crated for transport
Box Volume: 14.8 ft³
Weight: Gross - 48.5 Lb | Net - 22.3 Lb



SELECT FROM FOLLOWING

DIMMING SYSTEM

LED **0-10V** or **TRIAC**

LIGHT SOURCE TEMPERATURE

Available **2.700K, 3.000K or 4.000K**

TOP DIFFUSER

Available in **Black**, if you want no upward light diffusion

WOOD VENEER FINISH

● **21** - Natural Cherry

OPAQUE OUTER SHELL FINISH

● **21** - Natural Cherry

SIZE



REFERENCES

- SPRO SM BK LED DIM0-10V UL
- SPRO SM BK LED DIMTRIAC UL
- SPRO SM WH LED DIM0-10V UL
- SPRO SM WH LED DIMTRIAC UL


COMPONENTS

- Wood Veneer Shade
- Acrylic Outer Shell
- White Acrylic Top Diffuser
- Transparent Acrylic Bottom Diffuser
- Metal Canopy: 6.7"
- 4 Steel Cables: 98"
- Electrical Cable: 98"

LIGHT SOURCE 

120 - 277V: Dimmable LED 0-10V & Dimmable LED TRIAC

Driver: 1 x Constant Current 1.400 mA
Integrated LED: 10 x Lineal 5.5 W
2.700K, CRI>90, 48 W, 50-60Hz, 1.082 lm*

LED Position in Fixture 

*Measurements obtained by photometric laboratory tests using Mat-tewhite outer shell and ivory white shades. Veneer Ref: 20 Ivory White.

PACKAGING

Box Size: 36 x 36 x 19"- Wood Crated for transport
Box Volume: 14.8 ft³
Weight: Gross - 48.5 Lb | Net - 24.0 Lb



SELECT FROM FOLLOWING

DIMMING SYSTEM

LED 0-10V or TRIAC











LIGHT SOURCE TEMPERATURE

Available 2.700K, 3.000K or 4.000K



TOP DIFFUSER

Available in **Black**, if you want no upward light diffusion

WOOD VENEER FINISHES

- | | |
|---|---|
|  20 - Ivory White |  22 - Natural Beech |
|  21 - Natural Cherry | |
|  24 - Yellow |  29 - Grey |
|  25 - Orange |  33 - Pale Rose |
|  26 - Red |  34 - Sea Blue |
|  28 - Blue | |

ACRYLIC OUTER SHELL, CANOPY & CABLE FINISHES

-  BK - Matte Black / Matte Black Canopy & Black Cable
-  WH - Matte White / Matte White Canopy & White Cable

STITCHES BAMAKO

by Burojet

Suspension **lzf**

SIZE



REFERENCES

STCH BMK S E26 UL



COMPONENTS

- Wood Veneer Shade
- Nickel Metal Canopy - $\varnothing 3.2"$ - disc $\varnothing 4.5"$
- Transparent Electrical Cable: 98"

LIGHT SOURCE



120 - 277V

Recommended Bulb - Not Included
E26 Lamp Holder
LED Globe 12 W, 765 lm*

*Measurements obtained by theoretical calculations at LZF using Ivory White shades & recommended bulbs. Veneer Ref: 20 Ivory White.

SELECT FROM FOLLOWING

RECOMMENDED WOOD VENEER FINISHES

- | | |
|------------------|----------------|
| 20 - Ivory White | 33 - Pale Rose |
| 24 - Yellow | 34 - Sea Blue |
| 29 - Grey | |

PACKAGING

Box Size: 26 x 26 x 24"
Box Volume: 9.5 ft³
Weight: Gross - 12.8 Lb | Net - 3.3 Lb

STITCHES TOMBUCTÚ

by Burojet

Suspension **lzf**

SIZE



REFERENCES

STCH TBTU S E26 UL



COMPONENTS

- Wood Veneer Shade
- Nickel Metal Canopy - $\varnothing 3.2"$ - disc $\varnothing 4.5"$
- Transparent Electrical Cable: 98"

LIGHT SOURCE



120 - 277V

Recommended Bulb - Not Included
E26 Lamp Holder
LED Globe 12 W, 765 lm*

*Measurements obtained by theoretical calculations at LZF using Ivory White shades & recommended bulbs. Veneer Ref: 20 Ivory White.

SELECT FROM FOLLOWING

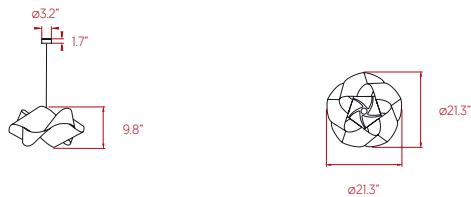
RECOMMENDED WOOD VENEER FINISHES

- | | |
|------------------|----------------|
| 20 - Ivory White | 33 - Pale Rose |
| 24 - Yellow | 34 - Sea Blue |
| 29 - Grey | |

PACKAGING

Box Size: 48 x 20 x 20"
Box Volume: 11.19 ft³
Weight: Gross - 12.8 Lb | Net - 3.1 Lb

SIZE



REFERENCES

- SWRL SP BK E26 UL
- SWRL SP NI E26 UL
- SWRL SP WH E26 UL



COMPONENTS

- Wood Veneer Shade
- Metal Tripod
- Metal Canopy - $\varnothing 3.2''$ - disc $\varnothing 4.5''$
- Electrical Cable: 98"

LIGHT SOURCE



120 - 277V

- Recommended Bulb - Not Included
- E26 Lamp Holder
- LED Globe 12 W, 855 lm*

*Measurements obtained by theoretical calculations at LZF using Ivory White shades & recommended bulbs. Veneer Ref: 20 Ivory White.

SELECT FROM FOLLOWING

WOOD VENEER FINISHES

- | | |
|---------------------|--------------------|
| 20 - Ivory White | 22 - Natural Beech |
| 21 - Natural Cherry | |
| 24 - Yellow | 29 - Grey |
| 25 - Orange | 33 - Pale Rose |
| 26 - Red | 34 - Sea Blue |
| 28 - Blue | |

CANOPY, CABLE & TRIPOD FINISHES

- BK - Matte Black / Black Cable & Black Tripod
- WH - Matte White / White Cable & White Tripod
- NI - Nickel / Transparent Cable & Nickel Tripod

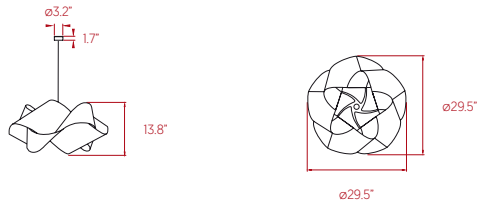
PACKAGING

- Box Size: 24 x 24 x 13"
- Box Volume: 4.5 ft³
- Weight: Gross - 9.7 Lb | Net - 2.8 Lb

SWIRL

by Ray Power

SIZE



REFERENCES

- SWRL SG BK E26 UL
- SWRL SG NI E26 UL
- SWRL SG WH E26 UL

COMPONENTS

- Wood Veneer Shade
- Metal Tripod
- Metal Canopy - 3.2" - disc 4.5"
- Electrical Cable: 98"

LIGHT SOURCE

- 120 - 277V
- Recommended Bulb - Not Included
- E26 Lamp Holder
- LED Globe 12 W, 855 lm*
- *Measurements obtained by theoretical calculations at LZF using Ivory White shades & recommended bulbs. Veneer Ref: 20 Ivory White.

PACKAGING

- Box Size: 31 x 31 x 17"
- Box Volume: 9.3 ft³
- Weight: Gross - 14.6 Lb | Net - 3.4 Lb



SELECT FROM FOLLOWING

WOOD VENEER FINISHES

- | | |
|---------------------|--------------------|
| 20 - Ivory White | 22 - Natural Beech |
| 21 - Natural Cherry | |
| 24 - Yellow | 29 - Grey |
| 25 - Orange | 33 - Pale Rose |
| 26 - Red | 34 - Sea Blue |
| 28 - Blue | |

CANOPY, CABLE & TRIPOD FINISHES


- BK - Matte Black / Black Cable & Black Tripod
- WH - Matte White / White Cable & White Tripod
- NI - Nickel / Transparent Cable & Nickel Tripod

TOTEM

by Burkhard Dämmer & Mariví Calvo

Small Suspension - LED **lzf**

SIZE



REFERENCES

TOT3 S LED DIM0-10V UL
TOT3 S LED DIMTRIAC UL



COMPONENTS

- Wood Veneer Shade
- Matte Nickel Metal Canopy: $\phi 4.7''$
- 3 Steel Cables: 98"
- Transparent Electrical Cable: 98"

LIGHT SOURCE



120 - 277V: Dimmable LED **0-10V** & Dimmable LED **TRIAC**

Driver: 2 x Constant Current 900 mA
Integrated LED: 20 x 0.27 m Lineal 5.5 W/m
2.700K, CRI>90, 60 W, 50-60Hz, 1.795 lm*

LED Position in Fixture

*Measurements obtained by theoretical calculations at LZF using natural cherry shades. Veneer Ref: 21 Natural Cherry.

PACKAGING

Box Size:
Box 1: 30 x 30 x 27" | 14.1 ft3 | 15.7 Lb [Popy SM Shade]
Box 2: 26 x 26 x 20" | 8 ft3 | 13 Lb [Popy SP Shade]
Box 3: 20 x 20 x 24" | 5.7 ft3 | 8.8 Lb [Pod SP Shade]
Box 4: 72 x 15 x 10" | 5.9 ft3 | 22.9 Lb [Electric kit]

Weight: Total Gross - 58.4 Lb | Total Net - 33.1 Lb

SELECT FROM FOLLOWING

DIMMING SYSTEM

LED **0-10V** or **TRIAC**

LIGHT SOURCE TEMPERATURE

Available **2.700K**, **3.000K** or **4.000K**

RECOMMENDED WOOD VENEER FINISHES

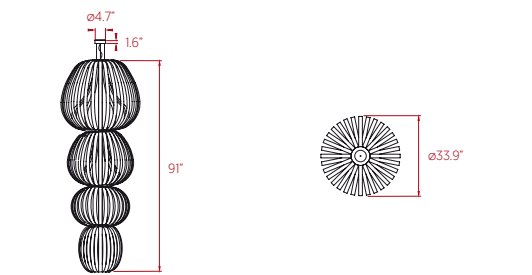
- 20** - Ivory White
- 21** - Natural Cherry
- 22** - Natural Beech

TOTEM

by Burkhard Dämmer & Mariví Calvo

Medium Suspension - LED **lzf**

SIZE



REFERENCES

TOT4 S LED DIM0-10V UL
TOT4 S LED DIMTRIAC UL

COMPONENTS

- Wood Veneer Shade
- Matte Nickel Metal Canopy: $\varnothing 4.7''$
- 3 Steel Cables: 98"
- Transparent Electrical Cable: 98"

LIGHT SOURCE

120 - 277V: Dimmable LED 0-10V & Dimmable LED TRIAC

Driver: 3 x Constant Current 900 mA
Integrated LED: 28 x 0.27 m Lineal 5.5 W/m
2.700K, CRI>90, 90 W, 50-60Hz, 2.513 lm*

LED Position in Fixture

*Measurements obtained by theoretical calculations at LZF using Ivory White shades & recommended bulbs. Veneer Ref: 20 Ivory White.

PACKAGING

- Box Size:**
- Box 1: 40 x 40 x 33" | 30.3 ft3 | 24 Lb [Popy SG Shade]
 - Box 2: 30 x 30 x 27" | 14.1 ft3 | 15.7 Lb [Popy SM Shade]
 - Box 3: 26 x 26 x 20" | 8 ft3 | 13 Lb [Popy SP Shade]
 - Box 4: 20 x 20 x 24" | 5.7 ft3 | 8.8 Lb [Pod SP Shade]
 - Box 5: 72 x 15 x 10" | 5.9 ft3 | 22.9 Lb [Electric kit]

Weight: Total Gross - 84.4 Lb | Total Net - 48.5 Lb



SELECT FROM FOLLOWING

DIMMING SYSTEM

LED 0-10V or TRIAC

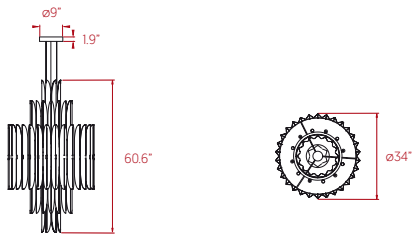
LIGHT SOURCE TEMPERATURE

Available 2.700K, 3.000K or 4.000K

RECOMMENDED WOOD VENEER FINISHES

- 20 - Ivory White
- 21 - Natural Cherry
- 22 - Natural Beech

SIZE



REFERENCES

VOLR S GD E26 UL

COMPONENTS

- Wood Veneer Shade
- Gold Metal Structure
- Gold Metal Canopy: 9"
- 3 Steel Cables: 198"
- Gold Cloth cord Electrical Cable: 198"

LIGHT SOURCE



120 - 277V: Dimmable

Recommended Bulbs - Included
E12 Lamp Holder - 14 LED Candle DIM 7W, 2.800K
E26 Lamp Holder - 2 LED Globe DIM 11W, 3.000K
8.780 lm*

*Measurements obtained by theoretical calculations at LZf using Ivory White shades & recommended bulbs. Veneer Ref: 23 Natural White.

PACKAGING

Box 1: 30 x 30 x 30" | 15.7 ft³ | 41.9 Lb
Box 2: 30 x 30 x 30" | 15.7 ft³ | 34.6 Lb
Weight: Total Gross -76.5 Lb | Total Net - 40 Lb

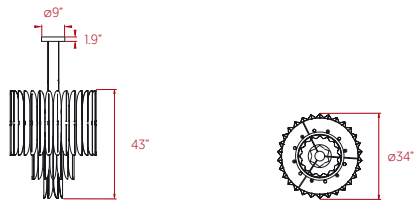


SELECT FROM FOLLOWING

WOOD VENEER & METAL FINISHES COMBINATIONS

Wood Veneer Metal
● 23 - Natural White with ● GD - Gold

SIZE



REFERENCES

VOLR S GD SHORT E26 UL

COMPONENTS

- Wood Veneer Shade
- Gold Metal Structure
- Gold Metal Canopy: 9"
- 3 Steel Cables: 198"
- Gold Cloth cord Electrical Cable: 198"

LIGHT SOURCE



120 - 277V: Dimmable

Recommended Bulbs - Included
E12 Lamp Holder - 14 LED Candle DIM 7W, 2.800K
E26 Lamp Holder - 2 LED Globe DIM 11W, 3.000K
8.780 lm*

*Measurements obtained by theoretical calculations at LZf using Ivory White shades & recommended bulbs. Veneer Ref: 23 Natural White.

PACKAGING

Box 1: 30 x 30 x 30" | 15.7 ft³ | 41.9 Lb
Box 2: 30 x 30 x 30" | 15.7 ft³ | 34.6 Lb
Weight: Total Gross -76.5 Lb | Total Net - 40 Lb



SELECT FROM FOLLOWING

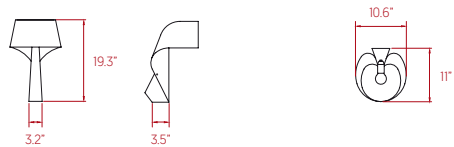
WOOD VENEER & METAL FINISHES COMBINATIONS

- | | | |
|----------------------|------|-------------|
| Wood Veneer | | Metal |
| ● 23 - Natural White | with | ● GD - Gold |

TABLE LAMPS

A-Z	PAGE
Air	70
Chou	71
Eris	72
I-Club	73
Kactos	74
Lola	75
Omma 1 Leaf	76
Thesis	77
Tiny	78

SIZE



REFERENCES

AIR MG E12 UL

COMPONENTS

- Wood Veneer Shade
- Chrome Metal Base
- Transparent Electrical Cable with Dimming Switch: 57"

LIGHT SOURCE



120V

Recommended Bulb - Not Included
E12 Lamp Holder
LED Mini Globe 5 W, 280 lm*

*Measurements obtained by theoretical calculations at LZF using ivory white shades & recommended bulbs. Veneer Ref: 20 Ivory White.



SELECT FROM FOLLOWING

WOOD VENEER FINISHES

- | | |
|---------------------|--------------------|
| 20 - Ivory White | 22 - Natural Beech |
| 21 - Natural Cherry | |
| 24 - Yellow | 29 - Grey |
| 25 - Orange | 33 - Pale Rose |
| 26 - Red | 34 - Sea Blue |
| 28 - Blue | |

PACKAGING

Box Size: 21 x 14 x 14"
Box Volume: 2.5 ft³
Weight: Gross - 2.9 Lb | Net - 1.5 Lb

SIZE



REFERENCES

CHOU MN LED UL




COMPONENTS

- Wood Veneer Shade
- Matte Satin Acrylic Diffuser
- Black Metal Base & Handle
- Rechargeable Battery:
2.7-4.2V 5800 mAh - INR18650 29E
8 Hours Autonomy at 90% Power
- IN CHARGE: USB Type C
- On / Off Pulse Dimmer

LIGHT SOURCE

Integrated LED: SMD 1 W
2.700K,, CRI 80, 4 W, 50.000 h, 315 lm*

LED Position in Fixture 











*Measurements obtained by theoretical calculations at LZF using ivory white shades & recommended bulbs. Veneer Ref: 20 Ivory White.

PACKAGING

Box Size: 8 x 8 x 14"
Box Volume: 0.5 ft³
Weight: Gross - 3.3 Lb | Net - 1.4 Lb

SELECT FROM FOLLOWING

WOOD VENEER FINISHES

-  **20** - Ivory White
-  **21** - Natural Cherry
-  **22** - Natural Beech
-  **24** - Yellow
-  **25** - Orange
-  **26** - Red
-  **28** - Blue
-  **29** - Grey
-  **33** - Pale Rose
-  **34** - Sea Blue

SIZE



REFERENCES

ERIS M AL UL
ERIS M BK UL

COMPONENTS

- Wood Veneer Shade
- Hand Blown Glass: Borosilicate
Borosilicate glass is highly resistant to thermal shock
- Metal Base
- Black Electrical Cable with Dimming Switch: 57"

LIGHT SOURCE



120V

Recommended Bulb - Included
GU10 Lamp Holder
LED DIM 6 W, 500 lm*

*Measurements obtained by theoretical calculations at LZF using ivory white shades & recommended bulbs. Veneer Ref: 20 Ivory White.

PACKAGING

Box Size: 21 x 14 x 14"
Box Volume: 2.5 ft³
Weight: Gross - 11 Lb | Net - 4.2 Lb



SELECT FROM FOLLOWING

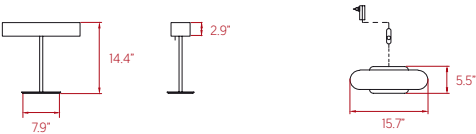
RECOMMENDED WOOD VENEER FINISHES

- 20 - Ivory White
- 21 - Natural Cherry
- 22 - Natural Beech
- 33 - Pale Rose
- 34 - Sea Blue

METAL STRUCTURE FINISHES

- BK - Matte Black
- AL - Aluminium

SIZE



REFERENCES

I M LED UL

COMPONENTS

- Wood Veneer Shade
- Matte Satin Acrylic Bottom & Upper Diffuser
- Touch on/off Dimming Rod
- Black Electrical Cable: 57"
- Plug-in Driver

LIGHT SOURCE

120V

Driver: 1 x CV 24V
Integrated LED: 4 x 0.35 m Strip 10 W/m
2.700K, CRI>90, 18 W, 50-60Hz, 524 lm*

LED Position in Fixture



*Measurements obtained by theoretical calculations at LZF using ivory white shades & recommended bulbs. Veneer Ref: 20 Ivory White.

PACKAGING

Box Size: 20 x 20 x 13"
Box Volume: 2.9 ft³
Weight: Gross - 8.8 Lb | Net - 3.7 Lb



SELECT FROM FOLLOWING

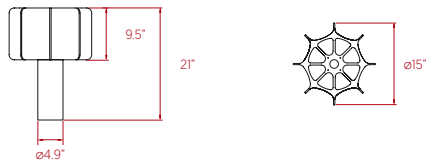
LIGHT SOURCE TEMPERATURE

Available 2.700K, 3.000K or 4.000K

WOOD VENEER FINISHES

- | | |
|---------------------|--------------------|
| 20 - Ivory White | 22 - Natural Beech |
| 21 - Natural Cherry | |
| 24 - Yellow | 29 - Grey |
| 25 - Orange | 33 - Pale Rose |
| 26 - Red | 34 - Sea Blue |
| 28 - Blue | |

SIZE



REFERENCES

KTO M BK E26 UL
KTO M WH E26 UL

COMPONENTS

- Wood Veneer Shade
- Ceramic Base with Rubber Antislip Bottom
- Acrylic Frame
- Electrical Cable with Dimming Switch: 57"

LIGHT SOURCE



120 - 277V

Recommended Bulb - Not Included
E26Lamp Holder
LED Globe DIM 8.5W, 800 lm*

*Measurements obtained by theoretical calculations at LZF using Ivory White shades & recommended bulbs. Veneer Ref: 20 Ivory White.

PACKAGING

Box Size: 15.8 x 15.8 x 18.1"
Box Volume: 2.6 ft³
Weight: Gross - 9.3 Lb | Net - 4.9 Lb



SELECT FROM FOLLOWING

RECOMMENDED WOOD VENEER FINISHES

- | | |
|---------------------|--------------------|
| 20 - Ivory White | 22 - Natural Beech |
| 21 - Natural Cherry | |
| 26 - Red | 33 - Pale Rose |
| 28 - Blue | 34 - Sea Blue |
| 29 - Grey | |

CERAMIC BASE, ACRYLIC FRAME & CABLE FINISHES

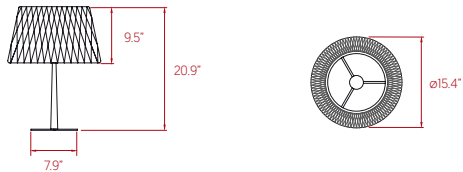
- BK - Matte Black / Black Frame & Black Cable
- WH - Matte White / White Frame & White Cable

LOLA

by Ray Power

Medium Table **lzf**

SIZE



REFERENCES

- LOLA MM BK E26 UL
- LOLA MM GD E26 UL
- LOLA MM IV E26 UL

COMPONENTS

- Wood Veneer Shade
- Transparent Acrylic Frame
- Metal Foot & Base
- Black Electrical Cable with Dimming Switch: 61"

LIGHT SOURCE



120V

- Recommended Bulb - Not Included
- E26 Lamp Holder
- LED Globe 12 W, 810 lm*

*Measurements obtained by theoretical calculations at LZF using ivory white shades & recommended bulbs. Veneer Ref: 20 Ivory White.

PACKAGING

- Box Size: 20 x 20 x 21"
- Box Volume: 4.9 ft³
- Weight: Gross - 11.9 Lb | Net - 5.3 Lb



SELECT FROM FOLLOWING

WOOD VENEER FINISHES

- 20 - Ivory White
- 22 - Natural Beech

METAL FINISHES

- BK - Matte Black
- GD - Gold
- IV - Matte Ivory

OMMA 1 LEAF

by Eli Gutiérrez

Table - LED **lzf**

SIZE



REFERENCES

OM M1 BK LED UL
OM M1 GD LED UL



COMPONENTS

- Wood Veneer Shade
- Metal Stem & Structure
- Black Electrical Cable with Dimming Switch: 57"
- Plug-in Driver

LIGHT SOURCE

120V

Driver: 1 x Constant Voltage 24V
Integrated LED: 1 x Lineal 9 W
2.700K , CRI>90, 8 W, 50-60Hz, 720 lm*

LED Position in Fixture

*Measurements obtained by photometric test at LZf using natural white shades & recommended bulbs. Veneer Ref: 23 Natural White.

PACKAGING

Box Size: 20 x 20 x 12"
Box Volume: 2.7 ft³
Weight: Gross - 16.5 Lb | Net - 8.4 Lb

SELECT FROM FOLLOWING

LIGHT SOURCE TEMPERATURE

Available **2.700K, 3.000K or 4.000K**

WOOD VENEER FINISHES

- 21** - Natural Cherry
- 23** - Natural White
- 22** - Natural Beech

METAL STRUCTURE

- BK** - Matte Black
- GD** - Gold

SIZE



REFERENCES

THES M BK LED UL
THES M IV LED UL

COMPONENTS

- Wood Veneer Shade
- Metal Tripod, Stem & Structure
- Black Electrical Cable with Dimming Switch: 57"

LIGHT SOURCE



120V

Driver: 1 x Constant Voltage 24V
Integrated LED: 3 x 0.1 m Strip 24V
2.700K, CRI>90, 9 W, 50-60Hz, 347 lm*

LED Position in Fixture

*Measurements obtained by theoretical calculations at LZF using ivory white shades & recommended bulbs. Veneer Ref: 20 Ivory White.

PACKAGING

Box Size: 16 x 16 x 19"
Box Volume: 2.8 ft³
Weight: Gross - 7.7 Lb | Net - 2.6 Lb



SELECT FROM FOLLOWING

LIGHT SOURCE TEMPERATURE

Available 2.700K, 3.000K or 4.000K

WOOD VENEER FINISHES

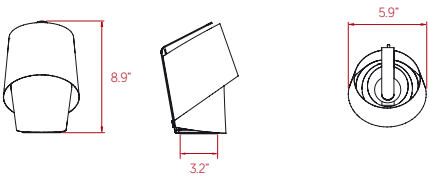
20 - Ivory White

METAL STRUCTURE

BK - Matte Black

IV - Matte Ivory

SIZE



REFERENCES

TINY M UL
TINY M DIM UL

COMPONENTS

- Wood Veneer Shade
- Black Metal Base & Handle
- Black Electrical Cable with Switch: 57"
- Black Electrical Cable with Dimming Switch: 57" (DIM ref.)

LIGHT SOURCE



120V
Recommended Bulb - Not Included
E12 Lamp Holder
LED Mini Globe DIM 5W, 470 lm*

*Measurements obtained by theoretical calculations at LZF using Ivory White shades & recommended bulbs. Veneer Ref: 20 Ivory White.

** Remember to use a dimming bulb, if you order the lamp with a dimming switch

PACKAGING

Box Size: 7.3 x 7.3 x 13.6"
Box Volume: 0.42 ft³
Weight: Gross - 2.43 Lb | Net - 1.43 Lb



SELECT FROM FOLLOWING

DIMMING SYSTEM

With or without Dimming Switch**

WOOD VENEER FINISHES

- | | |
|---------------------|--------------------|
| 20 - Ivory White | 22 - Natural Beech |
| 21 - Natural Cherry | |
| 24 - Yellow | 29 - Grey |
| 25 - Orange | 33 - Pale Rose |
| 26 - Red | 34 - Sea Blue |
| 28 - Blue | |

FLOOR LAMPS

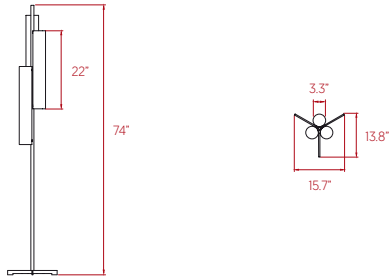
A-Z	PAGE
Black Note Triplet	82
Link	83
Lola	84
Omma	85
Thesis	86

BLACK NOTE TRIPLET

by Ramón Esteve Studio

Floor - LED **lzf**

SIZE



REFERENCES

- BKNT TR P BK LED UL
- BKNT TR P GD LED UL
- BKNT TR RD P BK LED UL
- BKNT TR RD P GD LED UL

COMPONENTS

- Wood Veneer Shade
- Metal Stem & Base
- Triangular or Rounded Tube
- Black Electrical Cable with Dimming Switch: 73"

LIGHT SOURCE



120V

Driver: 1 x Constant Voltage 24V
Integrated LED: 3 x Strip 24W
2.700K, CRI>90, 25 W, 50-60Hz, 965 lm*

LED Position in Fixture

*Measurements obtained by theoretical calculations at LZF using ivory white shades & recommended bulbs. Veneer Ref: 20 Ivory White.

PACKAGING

Box Size: 75 x 18 x 6.3"
Box Volume: 4.9 ft³
Weight: Gross - 18 Lb | Net - 8.8 Lb



SELECT FROM FOLLOWING

LIGHT SOURCE TEMPERATURE

Available **2.700K**, **3.000K** or **4.000K**

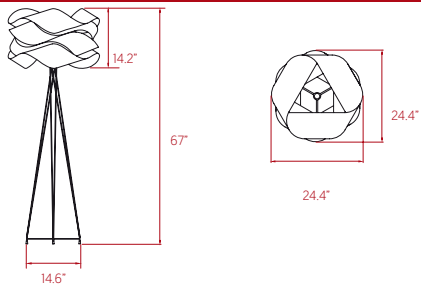
WOOD VENEER FINISHES

- 20** - Ivory White
- 21** - Natural Cherry
- 22** - Natural Beech

METAL FINISHES

- BK** - Matte Black
- GD** - Gold

SIZE



REFERENCES

LK P E26 UL

COMPONENTS

- Wood Veneer Shade
- Matte Nickel Metal Base
- Black Metal Tripod
- Transparent Electrical Cable with Dimming Switch: 73"

LIGHT SOURCE



120V

Recommended Bulb - Not Included
E26 Lamp Holder
LED Globe 12 W, 855 lm*

*Measurements obtained by theoretical calculations at LZf using ivory white shades & recommended bulbs. Veneer Ref: 20 Ivory White.

PACKAGING

Box Size:
Box 1: 25.6 x 25.6 x 19.3" | 7.4 ft3 | 5.3 Lb [Shade]
Box 2: 64 x 4 x 4" | 0.69 ft3 | 5.5 Lb [Foot]
Weight: Gross - 10.8 Lb | Net - 6.8 Lb

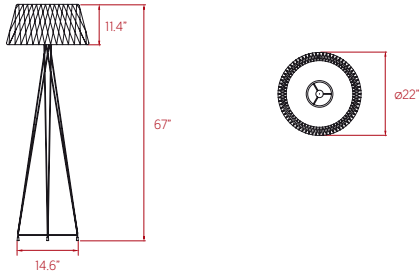


SELECT FROM FOLLOWING

WOOD VENEER FINISHES

- 20 - Ivory White
- 21 - Natural Cherry
- 22 - Natural Beech
- 24 - Yellow
- 25 - Orange
- 26 - Red
- 28 - Blue
- 29 - Grey
- 33 - Pale Rose
- 34 - Sea Blue

SIZE



REFERENCES

- LOLA P BK UL
- LOLA P GD UL
- LOLA P IV UL
- LOLA P NI UL

COMPONENTS

- Wood Veneer Shade
- Transparent Acrylic Frame
- Metal Base
- Electrical Cable with Dimming Switch: 73"

LIGHT SOURCE



- 120V
- Recommended Bulb - Not Included
- E26 Lamp Holder
- LED Globe 12 W, 855 lm*

*Measurements obtained by theoretical calculations at LZf using ivory white shades & recommended bulbs. Veneer Ref: 20 Ivory White.

PACKAGING

- Box Size:
- Box 1: 26 x 26 x 17" | 6.5 ft3 | 12.1 Lb [Shade]
- Box 2: 64 x 4 x 4" | 0.69 ft3 | 5.5 Lb [Foot]
- Weight: Gross - 17.6 Lb | Net - 9 Lb



SELECT FROM FOLLOWING

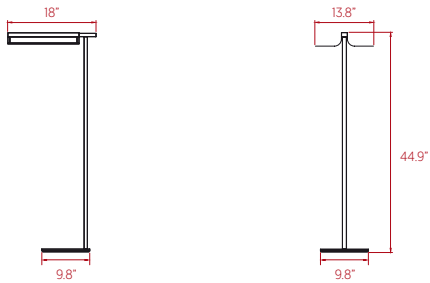
WOOD VENEER FINISHES

- 20 - Ivory White
- 22 - Natural Beech

METAL & CABLE FINISHES

- BK - Matte Black & Black Cable
- IV - Ivory White & Black Cable
- NI - Nickel & Black Cable
- GD - Gold & Gold Cable

SIZE



REFERENCES

OM P BK LED UL
OM P GD LED UL

COMPONENTS

- Wood Veneer Shade
- Metal Stem & Base
- Black Electrical Cable with Dimming Switch: 73"

LIGHT SOURCE

120V

Driver: 1 x Constant Voltage 24V
Integrated LED: 1 x Lineal 15 W
2.700K, CRI>90, 9 W, 50-60Hz, 960 lm*

LED Position in Fixture

*Measurements obtained by photometric test at LZf using natural white shades & recommended bulbs. Veneer Ref: 23 Natural White.

PACKAGING

Box Size: 64 x 22 x 13" - Special palletized packaging
Box Volume: 11 ft³
Weight: Gross - 63.9 Lb | Net - 13 Lb



SELECT FROM FOLLOWING

LIGHT SOURCE TEMPERATURE

Available 2.700K, 3.000K or 4.000K

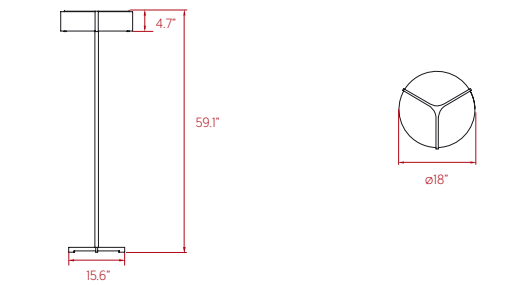
WOOD VENEER FINISHES

- 21 - Natural Cherry
- 22 - Natural Beech
- 23 - Natural White

METAL STRUCTURE

- BK - Matte Black
- GD - Gold

SIZE



REFERENCES

THES P 150 BK LED UL
 THES P 150 IV LED UL

COMPONENTS

- Wood Veneer Shade
- Metal Tripod, Stem & Base
- Black Electrical Cable with Dimming Switch: 73"

LIGHT SOURCE



120V

Driver: 1 x Constant Voltage 24V
 Integrated LED: 3 x 0.3 m Strip 24V
 2.700K, CRI>90, 25 W, 50-60Hz, 1.040 lm*

LED Position in Fixture



*Measurements obtained by theoretical calculations at LZf using ivory white shades & recommended bulbs. Veneer Ref: 20 Ivory White.

PACKAGING

Box Size: 64 x 23 x 22"- Wood crated for transport
 Box Volume: 18.7 ft³
 Weight: Gross - 39.9 Lb | Net - 8.4 Lb



SELECT FROM FOLLOWING

LIGHT SOURCE TEMPERATURE

Available 2.700K, 3.000K or 4.000K

WOOD VENEER FINISHES

20 - Ivory White

METAL STRUCTURE

BK - Matte Black

IV - Matte Ivory

WALL LAMPS

A-Z	PAGE
Air	90
Black Note	91
Candela	92
Gea	94
Guijarro	100
I-Club	106
Lens	108
Lola	111
Omma	112
Orbit	113
Thesis	115

SIZE



REFERENCES

AIR A E12 UL

COMPONENTS

Wood Veneer Shade

White Metal Back Plate

LIGHT SOURCE



120V

Recommended Bulb - Not Included
E12 Lamp Holder
LED Mini Globe 5 W, 280 lm*

LED Position in Fixture

*Measurements obtained by theoretical calculations at LZf using ivory white shades & recommended bulbs. Veneer Ref: 20 Ivory White.

PACKAGING

Box Size: 17 x 12 x 11"
Box Volume: 1.1 ft³
Weight: Gross - 2.9 Lb | Net - 0.7 Lb



SELECT FROM FOLLOWING

WOOD VENEER FINISHES

- | | |
|---------------------|--------------------|
| 20 - Ivory White | 22 - Natural Beech |
| 21 - Natural Cherry | |
| 24 - Yellow | 29 - Grey |
| 25 - Orange | 33 - Pale Rose |
| 26 - Red | 34 - Sea Blue |
| 28 - Blue | |

BLACK NOTE DUPLET

by Ramón Esteve Studio

Wall - LED **lzf**

SIZE



REFERENCES

- BKNT DU A BK LED DIM0-10V UL
- BKNT DU A BK LED DIMTRIAC UL
- BKNT DU A GD LED DIM0-10V UL
- BKNT DU A GD LED DIMTRIAC UL

COMPONENTS

- Wood Veneer Shade
- Metal Structure
- Metal Back Plate

LIGHT SOURCE ADA Compliant

120 - 277V: Dimmable LED **0-10V** & Dimmable LED **TRIAC**

Driver: 1 x Constant Current 250 mA
Integrated LED: 2 x Lineal 15 W
2.700K, CRI>90, 10 W, 50-60Hz, 342 lm*

LED Position in Fixture

*Measurements obtained by photometric laboratory tests using ivory white shades. Veneer Ref: 20 Ivory White.

PACKAGING

Box Size: 15 x 13 x 3"
Box Volume: 0.4 ft³
Weight: Gross - 5.1 Lb | Net - 2.9 Lb



SELECT FROM FOLLOWING

DIMMING SYSTEM

LED **0-10V** or **TRIAC**

LIGHT SOURCE TEMPERATURE

Available **2.700K**, **3.000K** or **4.000K**

WOOD VENEER FINISHES

- 20** - Ivory White
- 21** - Natural Cherry
- 22** - Natural Beech

METAL STRUCTURE FINISHES

- BK** - Matte Black
- GD** - Gold

SIZE



REFERENCES

CAND AM UL

COMPONENTS

- Multicolor Wood Veneer Shade
- Matte Satin Acrylic Frontal Diffusser
- Metal Back Plate
- Each piece is numbered and signed by the artist

LIGHT SOURCE



120V

- Recommended Bulb - Included
- GX53 Lamp Holder
- LED Slim Lamp 7 W, 520 lm*

*Measurements obtained by theoretical calculations at LZf.

PACKAGING

- Box Size: 31 x 31 x 16"
- Box Volume: 8.48 ft³
- Weight: Gross - 7.72 Lb |




SELECT FROM FOLLOWING

HOW TO BUY

In our web page, where you will be able to see what versions of Candela are available.

Use the "add to cart" button to select your fixture, and wait for your order confirmation.

SIZE



ø ~ 21.7" - 33.5"

REFERENCES

CAND AG UL

COMPONENTS

Multicolor Wood Veneer Shade

Matte Satin Acrylic Frontal Diffusser

Metal Back Plate

Each piece is numbered and signed by the artist

LIGHT SOURCE



120V

Recommended Bulb - Included
GX53 Lamp Holder
LED Slim Lamp 7 W, 520 lm*

*Measurements obtained by theoretical calculations at LZF.

PACKAGING

Box Size: 34 x 34 x 13"
Box Volume: 8.48 ft³
Weight: Gross - 14.11 Lb |



SELECT FROM FOLLOWING

HOW TO BUY

In our web page, where you will be able to see what versions of Candela are available.

Use the "add to cart" button to select your fixture, and wait for your order confirmation.

GEA G20

by Mariví Calvo

SIZE



REFERENCES

G20 A GX53 UL

COMPONENTS

- Wood Veneer Shade
- Matte Satin Acrylic Frontal Diffusser
- Metal Back Plate

LIGHT SOURCE

ADA Compliant 

120V

Recommended Bulb - Included
GX53 Lamp Holder
LED Slim Lamp 7 W, 350 lm*

*Measurements obtained by theoretical calculations at LZF using ivory white shades & recommended bulbs. Veneer Ref: 20 Ivory White.











PACKAGING

Box Size: 10 x 10 x 17"
Box Volume: 0.85 ft³
Weight: Gross - 2.6 Lb | Net - 1.3 Lb



SELECT FROM FOLLOWING

WOOD VENEER FINISHES

- | | |
|---|---|
|  20 - Ivory White |  22 - Natural Beech |
|  21 - Natural Cherry | |
|  24 - Yellow |  29 - Grey |
|  25 - Orange |  33 - Pale Rose |
|  26 - Red |  34 - Sea Blue |
|  28 - Blue | |

GEA G20

by Mariví Calvo

Small Wall & Ceiling - LED **lzf**

SIZE



REFERENCES

G20 A LED DIM0-10V UL
G20 A LED DIMTRIAC UL

COMPONENTS

- Wood Veneer Shade
- Matte Satin Acrylic Frontal Diffusser
- Metal Back Plate

LIGHT SOURCE ADA Compliant

120 - 277V: Dimmable LED **0-10V** & Dimmable LED **TRIAC**

Driver: Constant Current 250 mA
Integrated LED: 1 x Corona 12 W
2.700K, CRI>90, 12 W, 50-60Hz, 702 lm*

LED Position in Fixture

*Measurements obtained by photometric laboratory tests using ivory white shades. Veneer Ref: 20 Ivory White.

PACKAGING

Box Size: 10 x 10 x 17"
Box Volume: 0.85 ft³
Weight: Gross - 3.3 Lb | Net - 2.2 Lb



SELECT FROM FOLLOWING

DIMMING SYSTEM

LED **0-10V** or **TRIAC**

LIGHT SOURCE TEMPERATURE

Available **2.700K**, **3.000K** or **4.000K**

WOOD VENEER FINISHES

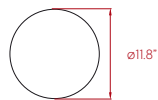
- | | |
|----------------------------|-----------------------|
| 20 - Ivory White | 26 - Red |
| 21 - Natural Cherry | 28 - Blue |
| 22 - Natural Beech | 29 - Grey |
| 24 - Yellow | 33 - Pale Rose |
| 25 - Orange | 34 - Sea Blue |

GEA G30

by Mariví Calvo

Medium Wall & Ceiling **lzf**

SIZE



REFERENCES

G30 A GX53 UL

COMPONENTS

Wood Veneer Shade

Matte Satin Acrylic Frontal Diffusser

Metal Back Plate

LIGHT SOURCE

ADA Compliant 











120V

Recommended Bulb - Included
GX53 Lamp Holder
LED Slim Lamp 7 W, 350 lm*

*Measurements obtained by theoretical calculations at LZF using ivory white shades & recommended bulbs. Veneer Ref: 20 Ivory White.

SELECT FROM FOLLOWING

WOOD VENEER FINISHES

- | | |
|---|---|
|  20 - Ivory White |  22 - Natural Beech |
|  21 - Natural Cherry | |
|  24 - Yellow |  29 - Grey |
|  25 - Orange |  33 - Pale Rose |
|  26 - Red |  34 - Sea Blue |
|  28 - Blue | |



PACKAGING

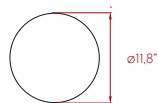
Box Size: 16 x 16 x 11"
Box Volume: 1.6 ft³
Weight: Gross - 5.3 Lb | Net - 2 Lb

GEA G30

by Mariví Calvo

Medium Wall & Ceiling - LED **lzf**

SIZE



REFERENCES

G30 A LED DIM0-10V UL
G30 A LED DIMTRIAC UL

COMPONENTS

- Wood Veneer Shade
- Matte Satin Acrylic Frontal Diffuser
- Metal Back Plate

LIGHT SOURCE ADA Compliant

120 - 277V: Dimmable LED **0-10V** & Dimmable LED **TRIAC**

Driver: Constant Current 500 mA
Integrated LED: 1 x Corona 46.2 W
2.700K, CRI>90, 17 W, 50-60Hz, 1.053 lm*

LED Position in Fixture

*Measurements obtained by photometric laboratory tests using ivory white shades. Veneer Ref: 20 Ivory White.

PACKAGING

Box Size: 16 x 16 x 11"
Box Volume: 1.6 ft³
Weight: Gross - 7 Lb | Net - 4.1 Lb



SELECT FROM FOLLOWING

DIMMING SYSTEM

LED **0-10V** or **TRIAC**

LIGHT SOURCE TEMPERATURE

Available **2.700K**, **3.000K** or **4.000K**

WOOD VENEER FINISHES

- | | |
|----------------------------|-----------------------|
| 20 - Ivory White | 26 - Red |
| 21 - Natural Cherry | 28 - Blue |
| 22 - Natural Beech | 29 - Grey |
| 24 - Yellow | 33 - Pale Rose |
| 25 - Orange | 34 - Sea Blue |

SIZE



REFERENCES

G42 A GX53 UL

COMPONENTS

- Wood Veneer Shade
- Matte Satin Acrylic Frontal Diffusser
- Metal Back Plate

LIGHT SOURCE

ADA Compliant 

120V

Recommended Bulb - Included
GX53 Lamp Holder
LED Slim Lamp 7 W, 350 lm*

*Measurements obtained by theoretical calculations at LZF using ivory white shades & recommended bulbs. Veneer Ref: 20 Ivory White.











PACKAGING

Box Size: 20 x 20 x 13"
Box Volume: 2.9 ft³
Weight: Gross - 10.1 Lb | Net - 4 Lb



SELECT FROM FOLLOWING

WOOD VENEER FINISHES

- | | |
|---|---|
|  20 - Ivory White |  22 - Natural Beech |
|  21 - Natural Cherry | |
|  24 - Yellow |  29 - Grey |
|  25 - Orange |  33 - Pale Rose |
|  26 - Red |  34 - Sea Blue |
|  28 - Blue | |

GEA G42

by Mariví Calvo

Large Wall & Ceiling - LED **lzf**

SIZE



REFERENCES

G42 A LED DIM0-10V UL
G42 A LED DIMTRIAC UL

COMPONENTS

- Wood Veneer Shade
- Matte Satin Acrylic Frontal Diffuser
- Metal Back Plate

LIGHT SOURCE ADA Compliant

120 - 277V: Dimmable LED **0-10V** & Dimmable LED **TRIAC**

Driver: Constant Current 500 mA
Integrated LED: 1 x Corona 46.2 W
2.700K, CRI>90, 23 W, 50-60Hz, 1.404 lm*

LED Position in Fixture

*Measurements obtained by photometric laboratory tests using ivory white shades. Veneer Ref: 20 Ivory White.

PACKAGING

Box Size: 20 x 20 x 13"
Box Volume: 2.9 ft³
Weight: Gross - 7.9 Lb | Net - 5 Lb



SELECT FROM FOLLOWING

DIMMING SYSTEM

LED **0-10V** or **TRIAC**

LIGHT SOURCE TEMPERATURE

Available **2.700K, 3.000K or 4.000K**

WOOD VENEER FINISHES

- | | |
|----------------------------|-----------------------|
| 20 - Ivory White | 26 - Red |
| 21 - Natural Cherry | 28 - Blue |
| 22 - Natural Beech | 29 - Grey |
| 24 - Yellow | 33 - Pale Rose |
| 25 - Orange | 34 - Sea Blue |

GUIJARRO G2

by Mariví Calvo

Small Wall & Ceiling **lzf**

SIZE



REFERENCES

G2 A GX53 UL

COMPONENTS

- Wood Veneer Shade
- Matte Satin Acrylic Frontal Diffusser
- Metal Back Plate

LIGHT SOURCE

ADA Compliant 

120V

Recommended Bulb - Included
GX53 Lamp Holder
LED Slim Lamp 7 W, 350 lm*

*Measurements obtained by theoretical calculations at LZF using ivory white shades & recommended bulbs. Veneer Ref: 20 Ivory White.











PACKAGING

Box Size: 9 x 9 x 17"
Box Volume: 0.9 ft³
Weight: Gross - 2.6 Lb | Net - 1.3 Lb



SELECT FROM FOLLOWING

WOOD VENEER FINISHES

- | | |
|---|---|
|  20 - Ivory White |  22 - Natural Beech |
|  21 - Natural Cherry | |
|  24 - Yellow |  29 - Grey |
|  25 - Orange |  33 - Pale Rose |
|  26 - Red |  34 - Sea Blue |
|  28 - Blue | |

GUIJARRO G2

by Mariví Calvo

Small Wall & Ceiling - LED **lzf**

SIZE



REFERENCES

G2 A LED DIM0-10V UL
G2 A LED DIMTRIAC UL

COMPONENTS

- Wood Veneer Shade
- Matte Satin Acrylic Frontal Diffuser
- Metal Back Plate

LIGHT SOURCE ADA Compliant

120 - 277V: Dimmable LED **0-10V** & Dimmable LED **TRIAC**

Driver: Constant Current 250 mA
Integrated LED: 1 x Corona 12 W
2.700K, CRI>90, 12 W, 50-60Hz, 734 lm*

LED Position in Fixture

*Measurements obtained by photometric laboratory tests using ivory white shades. Veneer Ref: 20 Ivory White.

PACKAGING

Box Size: 16 x 16 x 13"
Box Volume: 1.9 ft³
Weight: Gross - 6.2 Lb | Net - 2.2 Lb



SELECT FROM FOLLOWING

DIMMING SYSTEM

LED **0-10V** or **TRIAC**

LIGHT SOURCE TEMPERATURE

Available **2.700K**, **3.000K** or **4.000K**

WOOD VENEER FINISHES

- | | |
|----------------------------|-----------------------|
| 20 - Ivory White | 26 - Red |
| 21 - Natural Cherry | 28 - Blue |
| 22 - Natural Beech | 29 - Grey |
| 24 - Yellow | 33 - Pale Rose |
| 25 - Orange | 34 - Sea Blue |

GUIJARRO G5

by Mariví Calvo

Medium Wall & Ceiling **lzf**

SIZE



REFERENCES

G5 A GX53 UL

COMPONENTS

- Wood Veneer Shade
- Matte Satin Acrylic Frontal Diffusser
- Metal Back Plate

LIGHT SOURCE ADA Compliant 

120V

Recommended Bulb - Included
GX53 Lamp Holder
LED Slim Lamp 7 W, 350 lm*

*Measurements obtained by theoretical calculations at LZF using ivory white shades & recommended bulbs. Veneer Ref: 20 Ivory White.











PACKAGING

Box Size: 17 x 12 x 11"
Box Volume: 1.1 ft³
Weight: Gross - 4.2 Lb | Net - 2 Lb



SELECT FROM FOLLOWING

WOOD VENEER FINISHES


- | | |
|--|--|
|  20 - Ivory White |  22 - Natural Beech |
|  21 - Natural Cherry | |
|  24 - Yellow |  29 - Grey |
|  25 - Orange |  33 - Pale Rose |
|  26 - Red |  34 - Sea Blue |
|  28 - Blue | |

GUIJARRO G5

by Mariví Calvo

Medium Wall & Ceiling - LED **lzf**

SIZE



REFERENCES

G5 A LED DIM0-10V UL
G5 A LED DIMTRIAC UL

COMPONENTS

- Wood Veneer Shade
- Matte Satin Acrylic Frontal Diffuser
- Metal Back Plate

LIGHT SOURCE ADA Compliant

120 - 277V: Dimmable LED **0-10V** & Dimmable LED **TRIAC**

Driver: Constant Current 500 mA
Integrated LED: 1 x Corona 12 W
2.700K, CRI>90, 17 W, 50-60Hz, 1.102 lm*

LED Position in Fixture

*Measurements obtained by photometric laboratory tests using ivory white shades. Veneer Ref: 20 Ivory White.

PACKAGING

Box Size: 17 x 12 x 11"
Box Volume: 1.1 ft³
Weight: Gross - 5.7 Lb | Net - 2.8 Lb



SELECT FROM FOLLOWING

DIMMING SYSTEM

LED **0-10V** or **TRIAC**

LIGHT SOURCE TEMPERATURE

Available **2.700K**, **3.000K** or **4.000K**

WOOD VENEER FINISHES

- | | |
|----------------------------|-----------------------|
| 20 - Ivory White | 26 - Red |
| 21 - Natural Cherry | 28 - Blue |
| 22 - Natural Beech | 29 - Grey |
| 24 - Yellow | 33 - Pale Rose |
| 25 - Orange | 34 - Sea Blue |

GUIJARRO G6

by Mariví Calvo

Large Wall & Ceiling **lzf**

SIZE



REFERENCES

G6 A GX53 UL

COMPONENTS

- Wood Veneer Shade
- Matte Satin Acrylic Frontal Diffusser
- Metal Back Plate

LIGHT SOURCE ADA Compliant 

120V

Recommended Bulb - Included
GX53 Lamp Holder
LED Slim Lamp 7 W, 350 lm*

*Measurements obtained by theoretical calculations at LZF using ivory white shades & recommended bulbs. Veneer Ref: 20 Ivory White.











PACKAGING

Box Size: 20 x 20 x 21"
Box Volume: 4.9 ft³
Weight: Gross - 8.6 Lb | Net - 3.3



SELECT FROM FOLLOWING

WOOD VENEER FINISHES


- | | |
|--|--|
|  20 - Ivory White |  22 - Natural Beech |
|  21 - Natural Cherry | |
|  24 - Yellow |  29 - Grey |
|  25 - Orange |  33 - Pale Rose |
|  26 - Red |  34 - Sea Blue |
|  28 - Blue | |

GUIJARRO G6

by Mariví Calvo

Large Wall & Ceiling - LED **lzf**

SIZE



REFERENCES

G6 A LED DIM0-10V UL
G6 A LED DIMTRIAC UL



COMPONENTS

- Wood Veneer Shade
- Matte Satin Acrylic Frontal Diffuser
- Metal Back Plate

LIGHT SOURCE ADA Compliant

120 - 277V: Dimmable LED **0-10V** & Dimmable LED **TRIAC**

Driver: Constant Current 500 mA
Integrated LED: 1 x Corona 46.2 W
2.700K, CRI>90, 23 W, 50-60Hz, 1.469 lm*

LED Position in Fixture

*Measurements obtained by photometric laboratory tests using ivory white shades. Veneer Ref: 20 Ivory White.

SELECT FROM FOLLOWING

DIMMING SYSTEM

LED **0-10V** or **TRIAC**

LIGHT SOURCE TEMPERATURE

Available **2.700K**, **3.000K** or **4.000K**

WOOD VENEER FINISHES

- | | |
|----------------------------|-----------------------|
| 20 - Ivory White | 26 - Red |
| 21 - Natural Cherry | 28 - Blue |
| 22 - Natural Beech | 29 - Grey |
| 24 - Yellow | 33 - Pale Rose |
| 25 - Orange | 34 - Sea Blue |

PACKAGING

Box Size: 20 x 20 x 21"
Box Volume: 4.9 ft³
Weight: Gross - 7.9 Lb | Net - 5 Lb

SIZE



REFERENCES

- I A LED DIM0-10V UL
- I A LED DIMTRIAC UL


COMPONENTS

- Wood Veneer Shade
- Matte Satin Acrylic Bottom & Upper Diffuser
- Metal Back Plate

LIGHT SOURCE **ADA Compliant** 

120 - 277V: Dimmable LED 0-10V & Dimmable LED TRIAC

Driver: 1 x Constant Current 500 mA
Integrated LED: 2 x Lineal 10.8 W
2.700K, CRI>90, 20 W, 50-60Hz, 737 lm*

LED Position in Fixture 

*Measurements obtained by theoretical calculations at LZF using ivory white shades & recommended bulbs. Veneer Ref: 20 Ivory White.

PACKAGING

Box Size: 22 x 12 x 9"
Box Volume: 1.3 ft³
Weight: Gross - 6.8 Lb | Net - 2.7 Lb



SELECT FROM FOLLOWING

DIMMING SYSTEM

LED 0-10V or TRIAC

LIGHT SOURCE TEMPERATURE

Available 2.700K, 3.000K or 4.000K

WOOD VENEER FINISHES

- 20 - Ivory White
- 21 - Natural Cherry
- 22 - Natural Beech
- 24 - Yellow
- 25 - Orange
- 26 - Red
- 28 - Blue
- 29 - Grey
- 33 - Pale Rose
- 34 - Sea Blue

I-CLUB SLIM

by Burkhard Dämmer

Wall - LED **lzf**

SIZE



REFERENCES

- I ASL LED DIM0-10V UL
- I ASL LED DIMTRIAC UL


COMPONENTS

- Wood Veneer Shade
- Matte Satin Acrylic Bottom & Upper Diffuser
- Metal Back Plate

LIGHT SOURCE ADA Compliant 

120 - 277V: Dimmable LED **0-10V** & Dimmable LED **TRIAC**

Driver: 2 x Constant Current 900 mA
Integrated LED: 8 x Lineal 10.8 W
2.700K, CRI>90, 60 W, 50-60Hz, 2.017 lm*

LED Position in Fixture 

*Measurements obtained by theoretical calculations at LZf using ivory white shades & recommended bulbs. Veneer Ref: 20 Ivory White.

PACKAGING

Box Size: 72 x 15 x 10"
Box Volume: 5.9 ft³
Weight: Gross - 25.1 Lb | Net - 8.4 Lb



SELECT FROM FOLLOWING











DIMMING SYSTEM

LED **0-10V** or **TRIAC**

LIGHT SOURCE TEMPERATURE

Available **2.700K**, **3.000K** or **4.000K**

WOOD VENEER FINISHES

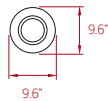
- | | |
|--|--|
|  20 - Ivory White |  22 - Natural Beech |
|  21 - Natural Cherry | |
|  24 - Yellow |  29 - Grey |
|  25 - Orange |  33 - Pale Rose |
|  26 - Red |  34 - Sea Blue |
|  28 - Blue | |

LENS CIRCULAR

by Mut Design

Wall - LED **lzf**

SIZE



REFERENCES

LENS CR A BK LED DIM0-10V UL
LENS CR A BK LED DIMTRIAC UL
LENS CR A GD LED DIM0-10V UL
LENS CR A GD LED DIMTRIAC UL
LENS CR A IV LED DIM0-10V UL
LENS CR A IV LED DIMTRIAC UL

COMPONENTS

Wood Veneer Shade
Double layered wood veneer, colour facing out white facing in.

Central Mirror


Metal Ring

LIGHT SOURCE

ADA Compliant 

120 - 277V: Dimmable LED **0-10V** or Dimmable LED **TRIAC**

Driver: 1 x Constant Voltage 24V
Integrated LED: 0.45 m x Strip 15 W/m
2.700K, CRI>90, 10 W, 50-60Hz, 172 lm*

LED Position in Fixture 

*Measurements obtained by theoretical calculations at LZf using ivory white shades & recommended bulbs. Veneer Ref: 20 Ivory White.

PACKAGING

Box Size: 15 x 13 x 3"
Box Volume: 0.4 ft³
Weight: Gross - 8.8 Lb | Net - 2.7 Lb



SELECT FROM FOLLOWING











DIMMING SYSTEM

LED **0-10V** or **TRIAC**

LIGHT SOURCE TEMPERATURE

Available **2.700K**, **3.000K** or **4.000K**

WOOD VENEER FINISHES

- | | |
|--|--|
|  20 - Ivory White |  22 - Natural Beech |
|  21 - Natural Cherry | |
|  24 - Yellow |  29 - Grey |
|  25 - Orange |  33 - Pale Rose |
|  26 - Red |  34 - Sea Blue |
|  28 - Blue | |

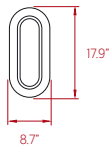
METAL FINISHES

- | | |
|---|---|
|  BK - Matte Black |  GD - Gold |
|  IV - Ivory White | |

LENS OVAL

by Mut Design

SIZE



REFERENCES

- LENS OV A BK LED DIM0-10V UL
- LENS OV A BK LED DIMTRIAC UL
- LENS OV A GD LED DIM0-10V UL
- LENS OV A GD LED DIMTRIAC UL
- LENS OV A IV LED DIM0-10VUL
- LENS OV A IV LED DIMTRIAC UL

COMPONENTS

Wood Veneer Shade
Double layered wood veneer, colour facing out white facing in.

Central Mirror

Metal Ring

LIGHT SOURCE



120 - 277V: Dimmable LED 0-10V or Dimmable LED TRIAC

Driver: 1 x Constant Voltage 24V
Integrated LED: 0.85 m x Strip 15 W/m
2,700K, CRI>90, 15 W, 50-60Hz, 325 lm*

LED Position in Fixture

*Measurements obtained by theoretical calculations at LZf using ivory white shades & recommended bulbs. Veneer Ref: 20 Ivory White.

PACKAGING

Box Size: 22 x 13 x 3"
Box Volume: 0.7 ft³
Weight: Gross - 6.6 Lb | Net - 5 Lb



SELECT FROM FOLLOWING

DIMMING SYSTEM

LED 0-10V or TRIAC

LIGHT SOURCE TEMPERATURE

Available 2,700K, 3,000K or 4,000K

WOOD VENEER FINISHES

- | | |
|---------------------|--------------------|
| 20 - Ivory White | 22 - Natural Beech |
| 21 - Natural Cherry | |
| 24 - Yellow | 29 - Grey |
| 25 - Orange | 33 - Pale Rose |
| 26 - Red | 34 - Sea Blue |
| 28 - Blue | |

METAL FINISHES

- | | |
|------------------|-----------|
| BK - Matte Black | GD - Gold |
| IV - Ivory White | |

LENS SUPER OVAL

by Mut Design

Wall - LED **lzf**

SIZE



REFERENCES

- LENS SOV A BK LED DIM0-10V UL
- LENS SOV A BK LED DIMTRIAC UL
- LENS SOV A GD LED DIM0-10V UL
- LENS SOV A GD LED DIMTRIAC UL
- LENS SOV A IV LED DIM0-10V UL
- LENS SOV A IV LED DIMTRIAC UL

COMPONENTS

Wood Veneer Shade
Double layered wood veneer, colour facing out white facing in.

Central Mirror


Metal Ring

LIGHT SOURCE

ADA Compliant 

120 - 277V: Dimmable LED **0-10V** or Dimmable LED **TRIAC**

Driver: 1 x Constant Voltage 24V
Integrated LED: 1.50 m x Strip 15 W/m
2.700K, CRI>90, 28 W, 50-60Hz, 573 lm*

LED Position in Fixture 

*Measurements obtained by theoretical calculations at LZf using ivory white shades & recommended bulbs. Veneer Ref: 20 Ivory White.

PACKAGING

Box Size: 34 x 13 x 3"
Box Volume: 0.8 ft³
Weight: Gross - 11.5 Lb | Net - 8.8 Lb



SELECT FROM FOLLOWING

















DIMMING SYSTEM

LED **0-10V** or **TRIAC**



LIGHT SOURCE TEMPERATURE

Available **2.700K**, **3.000K** or **4.000K**

WOOD VENEER FINISHES

- | | |
|--|--|
|  20 - Ivory White |  29 - Grey |
|  21 - Natural Cherry |  22 - Natural Beech |
|  22 - Natural Beech |  34 - Sea Blue |
|  24 - Yellow |  29 - Grey |
|  25 - Orange |  33 - Pale Rose |
|  26 - Red |  34 - Sea Blue |
|  BK - Matte Black |  NI - Matte Nickel |
|  IV - Ivory White |  GD - Gold |

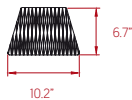
METAL FINISHES

-  **BK** - Matte Black
-  **IV** - Ivory White

LOLA

by Ray Power

SIZE



REFERENCES

LOLA A UL

COMPONENTS

Wood Veneer Shade

Acrylic Frame

Metal Back Plate

LIGHT SOURCE

ADA Compliant 

120V

Recommended Bulb - Included
GX53 Lamp Holder
2 LED Slim Lamp 7 W, 448 lm*

*Measurements obtained by theoretical calculations at LZF using ivory white shades & recommended bulbs. Veneer Ref: 20 Ivory White.

PACKAGING


Box Size: 17 x 12 x 11"
Box Volume: 1.1 ft³
Weight: Gross - 6.1 Lb | Net - 1.8 Lb



SELECT FROM FOLLOWING

WOOD VENEER FINISHES

 20 - Ivory White

 22 - Natural Beech

SIZE



REFERENCES

- OM A BK LED DIM0-10V UL
- OM A BK LED DIMTRIAC UL
- OM A GD LED DIM0-10V UL
- OM A GD LED DIMTRIAC UL


COMPONENTS

- Wood Veneer Shade
- Metal Structure
- Metal Back Plate

LIGHT SOURCE 

120 - 277V: Dimmable LED 0-10V & Dimmable LED TRIAC

Driver: 1 x Constant Current 500 mA
Integrated LED: 1 x Lineal 15 W
2.700K, CRI>90, 12 W, 50-60Hz, 840 lm*

LED Position in Fixture 

*Measurements obtained by theoretical calculations at LZf using natural white shades & recommended bulbs. Veneer Ref: 23 Natural White.

PACKAGING

Box Size: 20 x 20 x 9"
Box Volume: 1.9 ft³
Weight: Gross - 8.8 Lb | Net - 3.3 Lb



SELECT FROM FOLLOWING

DIMMING SYSTEM

LED 0-10V or TRIAC

LIGHT SOURCE TEMPERATURE

Available 2.700K, 3.000K or 4.000

WOOD VENEER FINISHES

- 21 - Natural Cherry
- 22 - Natural Beech
- 23 - Natural White

METAL STRUCTURE

- BK - Matte Black
- GD - Gold

SIZE



REFERENCES

ORB MN A UL

COMPONENTS

- Wood Veneer Shade
- White Metal Back Plate

LIGHT SOURCE

120V
Recommended Bulb - Included
GX53 Lamp Holder
LED Slim Lamp 7 W, 520 lm*
Energy Class F

*Measurements obtained by theoretical calculations at LZF using Ivory White shades & recommended bulbs. Veneer Ref: 20 Ivory White.

PACKAGING

Box Size: 17 x 12 x 11"
Box Volume: 1.1 ft³
Weight: Gross - 2.9 Lb | Net - 0.4 Lb



SELECT FROM FOLLOWING

WOOD VENEER FINISHES

- | | |
|---------------------|----------------|
| 20 - Ivory White | 26 - Red |
| 21 - Natural Cherry | 28 - Blue |
| 22 - Natural Beech | 29 - Grey |
| 24 - Yellow | 33 - Pale Rose |
| 25 - Orange | 34 - Sea Blue |

SIZE



REFERENCES

ORB A E26 UL

COMPONENTS

- Wood Veneer Shade
- White Metal Back Plate

LIGHT SOURCE



120 - 277V

Recommended Bulb - Not Included
E26 Lamp Holder
LED A19 15 W, 486 lm*

*Measurements obtained by theoretical calculations at LZF using ivory white shades & recommended bulbs. Veneer Ref: 20 Ivory White.

SELECT FROM FOLLOWING

WOOD VENEER FINISHES

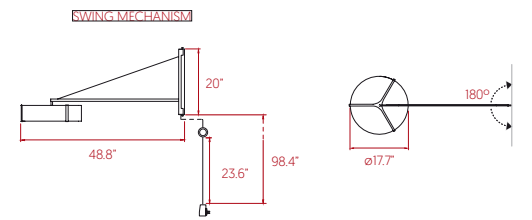
- | | |
|---------------------|----------------|
| 20 - Ivory White | 26 - Red |
| 21 - Natural Cherry | 28 - Blue |
| 22 - Natural Beech | 29 - Grey |
| 24 - Yellow | 33 - Pale Rose |
| 25 - Orange | 34 - Sea Blue |



PACKAGING

Box Size: 17 x 12 x 11"
Box Volume: 1.1 ft³
Weight: Gross - 4 Lb | Net - 1.3 Lb

SIZE



REFERENCES

THES A BK LED UL
 THES A IV LED UL

COMPONENTS

- Wood Veneer Shade
- Optional Acrylic Diffuser
- Metal Tripod & Structure
- Pivoting Metal Arm with Wall Plug
- Black Electrical Cable with Dimming Switch: 98.4"

LIGHT SOURCE



120V

Driver: 1 x Constant Voltage 24V
Integrated LED: 3 x 0.3 m x Strip 24 V
 2.700K, CRI>90, 25 W, 50-60Hz, 1.040 lm*

LED Position in Fixture



*Measurements obtained by theoretical calculations at LZf using ivory white shades & recommended bulbs. Veneer Ref: 20 Ivory White.

PACKAGING

Box Size: 47 x 26 x 9"
Box Volume: 6.2 ft³
Weight: Gross - 21.2 Lb | Net - 6.2 Lb



SELECT FROM FOLLOWING

LIGHT SOURCE TEMPERATURE

Available 2.700K, 3.000K or 4.000K

WOOD VENEER FINISHES

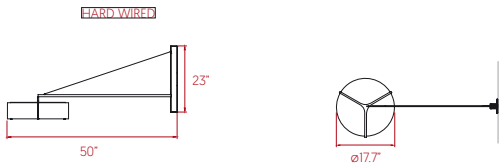
20 - Ivory White

METAL STRUCTURE

BK - Matte Black

IV - Matte Ivory

SIZE




REFERENCES


THES A WM BK LED 0-10V
THES A WM IV LED 0-10V

COMPONENTS

- Wood Veneer Shade
- Optional Acrylic Diffuser
- Metal Tripod & Structure
- Hard Wired with wall mounted driver enclosure

LIGHT SOURCE

120V 
Driver: 1 x Constant Current 700mA
Integrated LED: 3 x 0.3 m x Strip 24 V
2.700K, CRI>90, 24 W, 50-60Hz, 1.040 lm*

LED Position in Fixture 

*Measurements obtained by theoretical calculations at LZf using ivory white shades & recommended bulbs. Veneer Ref: 20 Ivory White.

PACKAGING

Box Size: 47 x 26 x 9"
Box Volume: 6.2 ft³
Weight: Gross - 20 Lb | Net - 6.2 Lb




SELECT FROM FOLLOWING

LIGHT SOURCE TEMPERATURE

Available 2.700K, 3.000K or 4.000K

WOOD VENEER FINISHES

 20 - Ivory White

METAL STRUCTURE

 BK - Matte Black

 IV - Matte Ivory

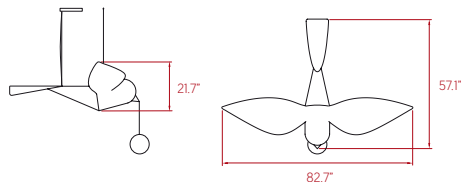
A-Z	PAGE
Birdy Horizontal	120
Big Bird Horizontal	121
Birdy Vertical	122
Big Bird Vertical	123
The Walking Fish	124
Smelly Fant	125
Kogoi	126
Koi	127

BIRDY HORIZONTAL

by Isidro Ferrer

Life Size Small Suspension - LED **lzf**

SIZE



REFERENCES

BIRDY LS H LED DIM0-10V UL
BIRDY LS H LED DIMTRIAC UL

COMPONENTS

Oak & Birch Wood

Wood Veneer Diffuser

Frosted Glass Ball - $\varnothing 7.9"$

Matte Nickel Metal Canopy: 14 x 5 x 2" - disc $\varnothing 4.5"$

3 Steel Cables: 198"

2 Transparent Electrical Cables: 198"

LIGHT SOURCE



120 - 277V: Dimmable LED **0-10V** & Dimmable LED **TRIAC**

MAIN BODY

Driver: 1 x Constant Current 1.500 mA

Integrated LED: 8 x Lineal 5.5 W

4.000K, CRI>90, 53 W, 50-60Hz, 3.520 lm*

LED Position in Fixture



*Measurements obtained by theoretical calculations at LZF using ivory white shades & recommended bulbs. Veneer Ref: 20 Ivory White.

GLASS BALL

Recommended Bulb - Included

E26 Medium Base Lamp Holder

LED Globe DIM 12 W



SELECT FROM FOLLOWING

DIMMING SYSTEM

LED **0-10V** or **TRIAC**

WOOD VENEER FINISHES

● **23** - Natural White

PACKAGING

Box Size: 54 x 28 x 30"

Box Volume: 26.1 ft³

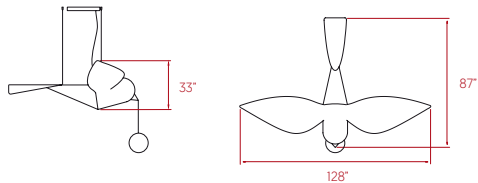
Weight: Gross - 120 Lb | Net - 25 Lb

BIG BIRD HORIZONTAL

by Isidro Ferrer

Life Size Large Suspension - LED **lzf**

SIZE



REFERENCES

BIG BIRD LS H LED DIM0-10V UL

COMPONENTS

Oak & Birch Wood

Wood Veneer Diffuser

Frosted Glass Ball - $\varnothing 11.8"$

Matte Nickel Metal Canopy: 14 x 5 x 2" - disc $\varnothing 4.5"$

3 Steel Cables: 198"

2 Transparent Electrical Cables: 198"

LIGHT SOURCE



120 - 277V: Dimmable LED **0-10V** & Dimmable LED **TRIAC**

MAIN BODY

Driver: 1 x Constant Current 2,100 mA

Integrated LED: 12 x Lineal 5.5 W

4,000K, CRI>90, 90 W, 50-60Hz, 5,280 lm*

LED Position in Fixture



*Measurements obtained by theoretical calculations at LZF using ivory white shades & recommended bulbs. Veneer Ref: 20 Ivory White.

GLASS BALL

Recommended Bulb - Included

E26 Medium Base Lamp Holder

LED Globe DIM 12 W



SELECT FROM FOLLOWING

DIMMING SYSTEM

LED **0-10V** or **TRIAC**

WOOD VENEER FINISHES

● **23** - Natural White

PACKAGING

Box Size: 74 x 37 x 36"

Box Volume: 56.5 ft³

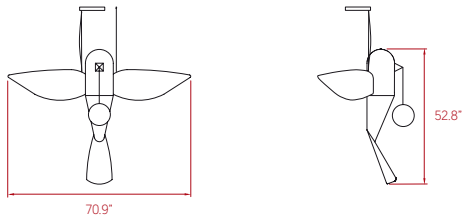
Weight: Gross - 256 Lb | Net - 55 Lb

BIRDY VERTICAL

by Isidro Ferrer

Life Size Small Suspension - LED **lzf**

SIZE



REFERENCES

BIRDY LS V LED DIM0-10V UL
BIRDY LS V LED DIMTRIAC UL

COMPONENTS

Oak & Birch Wood

Wood Veneer Diffuser

Frosted Glass Ball - $\varnothing 7.9"$

Matte Nickel Metal Canopy: 14 x 5 x 2" - disc $\varnothing 4.5"$

2 Steel Cables: 198"

2 Transparent Electrical Cables: 198"

LIGHT SOURCE



120 - 277V: Dimmable LED **0-10V** & Dimmable LED **TRIAC**

MAIN BODY

Driver: 1 x Constant Current 700 mA

Integrated LED: 8 x Lineal 5.5 W

4,000K, CRI>90, 60 W, 50-60Hz, 3,520 lm*

LED Position in Fixture

*Measurements obtained by theoretical calculations at LZF using ivory white shades & recommended bulbs. Veneer Ref: 20 Ivory White.

GLASS BALL

Recommended Bulb - Included

E26 Medium Base Lamp Holder

LED Globe DIM 12 W



SELECT FROM FOLLOWING

DIMMING SYSTEM

LED **0-10V** or **TRIAC**

WOOD VENEER FINISHES

23 - Natural White

PACKAGING

Box Size: 54 x 28 x 30"

Box Volume: 26.1 ft³

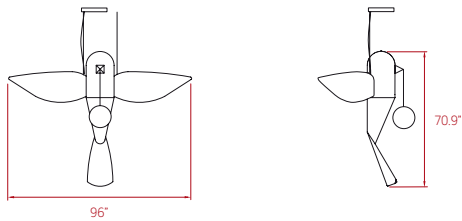
Weight: Gross - 120 Lb | Net - 25 Lb

BIG BIRD VERTICAL

by Isidro Ferrer

Life Size Large Suspension - LED **lzf**

SIZE



REFERENCES

BIG BIRD LS V LED DIM0-10V UL

COMPONENTS

Oak & Birch Wood

Wood Veneer Diffuser

Frosted Glass Ball - $\varnothing 11.8"$

Matte Nickel Metal Canopy: 14 x 5 x 2" - disc $\varnothing 4.5"$

2 Steel Cables: 198"

2 Transparent Electrical Cables: 198"

LIGHT SOURCE



120 - 277V: Dimmable LED **0-10V** & Dimmable LED **TRIAC**

MAIN BODY

Driver: 1 x Constant Current 2,100 mA

Integrated LED: 12 x Lineal 5.5 W

4,000K, CRI>90, 90 W, 50-60Hz, 5,280 lm*

LED Position in Fixture

*Measurements obtained by theoretical calculations at LZF using ivory white shades & recommended bulbs. Veneer Ref: 20 Ivory White.

GLASS BALL

Recommended Bulb - Included

E26 Medium Base Lamp Holder

LED Globe DIM 12 W




SELECT FROM FOLLOWING

DIMMING SYSTEM

LED **0-10V** or **TRIAC**

WOOD VENEER FINISHES

 **23** - Natural White

PACKAGING

Box Size: 74 x 37 x 36"

Box Volume: 56.5 ft³

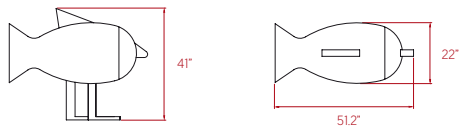
Weight: Gross - 256 Lb | Net - 55 Lb

THE WALKING FISH

by Isidro Ferrer & Mariví Calvo

Life Size Floor - LED **lzf**

SIZE



REFERENCES

FSH LS LED UL

COMPONENTS

- Oak & Birch Wood
- Wood Veneer Diffuser
- Red cloth cord Electrical Cable with On/off Switch: 79"

LIGHT SOURCE



120V

Driver: 1 x Constant Currant 2.500 mA
Integrated LED: 12 x Lineal 5.5 W
4.000K, CRI>90, 90 W, 50-60Hz, 5.800 lm*

LED Position in Fixture

*Measurements obtained by theoretical calculations at LZF using ivory white shades & recommended bulbs. Veneer Ref: 20 Ivory White.

SELECT FROM FOLLOWING

WOOD VENEER FINISHES

- 23 - Natural White



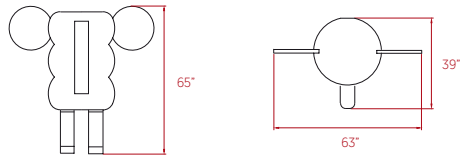
PACKAGING

Box Size: 31 x 61 x 53" - Wood crated for transport
Box Volume: 57.3 ft³
Weight: Gross - 187.4 Lb | Net - 83.8 Lb

SMELLY FANT

by Isidro Ferrer & Mariví Calvo

SIZE



REFERENCES

ELE LS LED UL

COMPONENTS

- Oak & Birch Wood
- Wood Veneer Diffuser
- Red cloth cord Electrical Cable with On/off Switch: 79"

LIGHT SOURCE



120V

Driver: 1 x Constant Currant 2.500 mA
Integrated LED: 12 x Lineal 5.5 W
4.000K, CRI>90, 90 W, 50-60Hz, 5.800 lm*

LED Position in Fixture



*Measurements obtained by theoretical calculations at LZF using ivory white shades & recommended bulbs. Veneer Ref: 20 Ivory White.

PACKAGING

Box Size: 39 x 49 x 81" - Wood crated for transport
Box Volume: 90.5 ft³
Weight: Gross - 269 Lb | Net - 147.7 Lb



SELECT FROM FOLLOWING

WOOD VENEER FINISHES

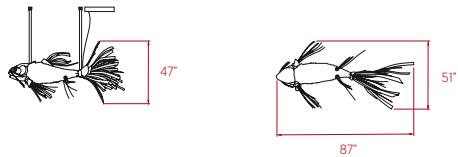
- 23 - Natural White

KOGOI

by Inocuo The Sign & Marivi Calvo

Life Size Small Suspension - LED **lzf**

SIZE



REFERENCES

KOGOI LS LED DIM0-10V UL

COMPONENTS

Oak & Birch Wood

Wood Veneer Diffuser

Matte Nickel Metal Canopy: 14 x 5 x 2" - disc Ø4.5"

4 Steel Cables: 198"

Transparent Electrical Cable: 198"

LIGHT SOURCE



120 - 277V: Dimmable LED 0-10V

Driver: 1 x Constant Currant 3.000 mA

Integrated LED: 16 x Lineal 5.5 W
4.000K, CRI>90, 90 W, 50-60H, 7.040 lm*

LED Position in Fixture

*Measurements obtained by theoretical calculations at LZF using ivory white shades & recommended bulbs. Veneer Ref: 20 Ivory White.

PACKAGING

Box Size:

Box 1: 64 x 23 x 28" | 23.4 ft3 | 117 Lb (Body)

Box 2: 51 x30 x 54" | 47.4 ft3 | 165 Lb (Head + Tail)

Weight: Gross - 282 Lb | Net - 51 Lb





SELECT FROM FOLLOWING

LIGHT SOURCE TEMPERATURE

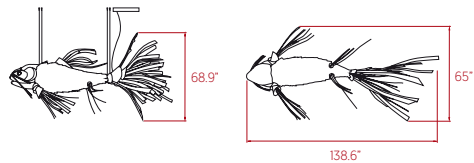
Available **4.000K** or **5.000K**

WOOD VENEER FINISHES

 **23** - Natural White

 **22** - Natural Beech

SIZE



REFERENCES

KOI LS LED DIM0-10V UL

COMPONENTS

- Oak & Birch Wood
- Wood Veneer Diffuser
- Matte Nickel Metal Canopy: 22 x 6 x2"
- 4 Steel Cables: 198"
- Transparent Electrical Cable: 198"

LIGHT SOURCE 

120 - 277V: Dimmable LED 0-10V

Driver: 2 x Constant Currant 3,000 mA

Integrated LED: 24 x Lineal 5.5 W

4,000K, CRI>90, 70 W, 50-60Hz, 4.568 lm*

LED Position in Fixture 

*Measurements obtained by theoretical calculations at LZF using ivory white shades & recommended bulbs. Veneer Ref: 20 Ivory White.

PACKAGING

Box Size:

Box 1: 90 x 31 x 36" | 59.5 ft3 | 257.9 Lb (Body)

Box 2: 65 x 42 x 74" | 117.9 ft3 | 326.3 Lb (Head + Tail)

Weight: Gross - 584 Lb | Net - 73 Lb



SELECT FROM FOLLOWING






LIGHT SOURCE TEMPERATURE






Available **4.000K** or **5.000K**


WOOD VENEER FINISHES

-  **23** - Natural White
-  **22** - Natural Beech

BULBS INCLUDED

LED	MODELS
 LED Slim lamp 6 W GX53 Base	CANDELA / WALL GEA / WALL GUIJARRO / WALL LOLA / WALL ORBIT / Mini WALL
 LED DIM 4.5 W G9 Base	RAINDROP / SUSPENSION
 LED DIM 6 W GU10	ERIS / SUSPENSION & TABLE
CONSULT	CANDELABRO / SUSPENSION
 E14 7W LED Candle DIM  E27 11W LED Globe DIM	VOLIERE / SUSPENSION

MEDIUM BASE - E26 120 - 277V	
LED	MODELS
 LED Globe 12 W	AGATHA / Small SUSPENSION AGATHA / Large SUSPENSION ESCAPE / SUSPENSION GEA / Small SUSPENSION LINK / SUSPENSION LINK CHAIN / SUSPENSION MARUJA / SUSPENSION NUT / SUSPENSION STITCHES / SUSPENSION SWIRL / SUSPENSION
 LED Spherical 11 W	OSCA / SUSPENSION
 LED Globe 12 W	LINK / FLOOR LOLA / TABLE & FLOOR
 LED A19 15 W	AGATHA / Ball SUSPENSION GEA / Large SUSPENSION MINIMIKADO / SUSPENSION NEW WAVE / SUSPENSION POD & POPY / SUSPENSION
 LED A19 15 W	ORBIT / WALL

E12 120 - 277V	
LED	MODELS
 LED Mini Globe 5 W E12 Base	AIR / TABLE & WALL TINY/ TABLE & WALL

HOW OUR REFERENCES WORK

REFERENCE	MODEL NAME	TYPE	SIZE	
L E G E N D		S Suspension P Floor M Table A Wall	P Small M Medium G Large SL Slim LS Life Size	
LOLA MM IV	LOLA MM Lola Medium	M Table		
LENS OV M GD LED 28	LENS OV Lens Oval	M Table		
KOI LS LED DIMDALI 20	KOI LS Koi Life Size		LS Life Size	
LOLA SM LED DIM0-10V 22	LOLA Lola	S Suspension	M Medium	
LENS CR A BK LED DIM0-10V 22	LENS CR Lens Circular	A Wall		
SPRO SM WH LED DIM 34	SPRO Spiro	S Suspension	M Medium	
SWRL SP 33	SWRL Swirl	S Suspension	P Small	
LOLA P NI 20	LOLA Lola	P Floor		

	METAL FINISHES	ACRYLIC FINISHES	LED Dimming Options	WOOD COLOURS
	BK Matte Black IV Matte Ivory GD Gold NI Nickel	BK Matte Black WH Matte White	LED Dimmable LED DIM0-10V Dimmable 0-10V system LED DIMDALI Dimmable DALI system LED TRIAC Dimmable Triac system	20 Ivory White 21 Natural Cherry 22 Natural Beech 23 Natural White 24 Yellow 25 Orange 26 Red 28 Blue 29 Grey 33 Pale Rose 34 Sea Blue
	IV Matte Ivory			20 Ivory White
	GD Gold		LED Dimmable	28 Blue
			LED DIMDALI Dimmable DALI system	
			LED DIM Dimmable 0-10V system	22 Natural Beech
	BK Matte Black		LED DIM0-10V Dimmable 0-10V system	22 Natural Beech
		WH Matte White	LED DIM Dimmable 0-10V or TRIAC system	34 Sea Blue
				33 Pale Rose
	NI Nickel			20 Ivory White




For too many years things have been simply black and white, but life is made up of many shades and we have been wanting to create a more generous array of skin colours for our lights for quite sometime. This year we have wanted to offer you the choice of not just picking your shade colour but also the colour of the metallic finish that accompanies it. Matte tones or coloured reflections in satin nickel finishes provide a whole new range of choice when selecting your lamp.

BK
Matte Black



IV
Matte Ivory



NI
Nickel



GD
Gold



EXTRA CABLE DROP

All standard cable drops are 8 ft. Longer cables can be requested from our sales department and are calculated by an extra per inches basis. Consult our sales team if you need extra cable drop.

LIGHT BULBS

For GU24, E26, E12 (Edison screw) and European sockets such as E14 and E27, light bulbs are not included unless specified otherwise.

Replaceable integrated LEDs are supplied with the light source pre-installed and hard-wired into the lamp.

The light bulbs recommended in this technical book are compatible with both North American and European standards, and are selected based on the latest technologies available on the market. However, please note that due to the fast-evolving nature of the LED lighting industry, updated or improved alternatives may become available over time.

A complete bulb compatibility chart can be found on pages 145 and 147.

You can buy these bulbs directly from our company when you purchase your lamp if you wish.

CERTIFICATES & TESTING

ELECTRICAL TESTING

All LZF fixtures are electrically tested for the EEC, the USA & Canada. If you are from another country that needs testing please inquire with our sales department. Additional costs may be incurred through having to do specific testing.

FIRE RETARDANCY

Our Timberlite® veneer has been incandescent hot wire tested to 650°C.
Copies of all certificates can be requested from our sales department.

INTEGRATED LED

Integrated LED means that the light source hard wired into the lamp.

In our integrated LED fixtures the LEDs have been developed to function at 75% of their total capacity. This lengthens their life span considerably.

DIM 0-10V: All integrated LED lights come installed with 0-10V dimming drivers in them.

Whether you want dimming control or not depends on the way you wire the lamp.

If you have a 3 wire non dimming installation you must follow the non dimming wiring instructions.

If you have a 5 wire dimming installation then you must follow the dimming wiring instructions.

See the instruction sheet that comes with your lamp.

TRIAC: Triacs are widely used in AC power control applications. They are able to switch high voltages and high levels of current, and over both parts of an AC waveform. This makes triac circuits ideal for use in a variety of applications where power switching is needed.


DALI: [Digital Addressable Lighting Interface] is a digital control protocol used in smart and commercial lighting systems. It allows precise and flexible control of lights, including grouping, scenes, and scheduling. Some integrated LED models are compatible with DALI and should be wired according to the specific DALI instructions included with the fixture.

HOW WOOD CHANGES WITH DIFFERENT LIGHT SOURCE TEMPERATURE


21 Cherry
Off




21 Cherry
4.000K



21 Cherry
3.000K



21 Cherry
2700K



All our lighting fixtures are pre-fitted with 3.000K light sources.

However, we would like to mention that certain wood veneers look better with different colour source temperatures.

- Blue 28, Sea Blue 34, and Grey 29, are enhanced by a 4000k light source.

- Ivory White 20, Natural Beech 22, Natural Cherry 21, work well with both 3000/4000k

- Yellow 24, Orange 25, Red, 26 & Pale Rose 33 look better with 3.000K.

We understand that certain jobs require cool kelvin light sources, in this way you can choose the colour that best suits your lighting needs.

- Recommended 4.000K / Daylight for:

○ 20 Ivory White

● 21 Natural Cherry

● 28 Blue

● 29 Grey

● 22 Natural Beech

● 34 Sea Blue

The effect of light passing through the wood veneer is the essence and hallmark of LZF. This important feature would not be possible without the application of our patented process in treating the raw natural veneer: The Timberlite® system.


Timberlite™

This system, allows us to work with an extremely flexible, yet very resistant veneer, which can take on many shapes without breaking. Lastly, all our veneers are FSC certified.



20.
Ivory White
Off




20.
Ivory White
On



21.
Cherry
Off



21.
Cherry
On



22.
Beech
Off



22.
Beech
On



24.
Yellow
Off




24.
Yellow
On



25.
Orange
Off



25.
Orange
On



26.
Red
Off




26.
Red
On



28.
Blue
Off



28.
Blue
On



29.
Grey
Off



29.
Grey
On*



* 4.000K

33.
Pale Rose
Off



33.
Pale Rose
On



34.
Sea Blue
Off



34.
Sea Blue
On



Photographic reproduction should be only used as a guide.
Please use the LZF wood veneer swatches for the real back lit effect of the illuminated veneers.

TERMS AND CONDITIONS OF SALE

PLEASE READ THIS DOCUMENT CAREFULLY. IT CONTAINS VERY IMPORTANT INFORMATION ABOUT THE CUSTOMER'S RIGHTS AND OBLIGATIONS, AS WELL AS LIMITATIONS AND EXCLUSIONS. THESE TERMS REQUIRE THE USE OF ARBITRATION ON AN INDIVIDUAL BASIS TO RESOLVE DISPUTES, RATHER THAN JURY TRIALS OR CLASS ACTIONS. IF YOU DO NOT AGREE WITH THESE TERMS, DO NOT ORDER THE PRODUCT.

This Agreement (the "Agreement"), is by and between Import & Ent LLC, a Florida limited liability company (hereinafter "Import&Ent") and the person or entity ordering Product from Import&Ent (such person or entity hereinafter "Customer"). The term "Customer" is used in this Agreement means either a Retail Customer or Commercial Customer. Where any terms or conditions are expressly directed to either a Retail Customer or Commercial Customer (as those terms are defined below), such terms and conditions shall only apply to that type of Customer. The term "Product" as used in this Agreement means any lighting or other goods or services ordered by Customer. With respect to a Commercial Customer, these terms and conditions of sale and limits of distribution here in apply to all Product wholesale, resale and distribution activities at any physical address and/or in any and all websites or promotion/sales media, whether or not said websites or promotion/sales media are owned or controlled by Commercial Customer. The relationship between Import&Ent and Customer shall be governed in accordance with the terms and conditions set forth in this Agreement.

CONTROLLING PROVISIONS

No terms and conditions, other than the ones found in this document shall be binding upon Import&Ent unless accepted by Import&Ent in a writing signed by an authorized officer of Import&Ent. All terms and conditions contained in any prior oral or written communication, including, without limitation, Customer's purchase order, which are different from, or in addition to, the terms and conditions herein are hereby rejected and shall not be binding on Import&Ent or form part of this Agreement, whether or not they would materially alter the terms and conditions contained herein. All prior proposals, negotiations and representations, if any, are merged and superseded by this Agreement. Customer will be deemed to have agreed to all terms and conditions contained herein by placing an order for Product, or if any part of the Products are shipped or invoiced by Import&Ent to Customer. If Customer is ordering Product as a retail consumer and not for wholesale, resale or distribution (such a Customer hereinafter "Retail Customer"), then Retail Customer must cancel the order within twenty-four (24) hours (or such longer period where required by law) of the order having been placed if Retail Customer does not wish to be subject to this Agreement. Retail Customer may not cancel an order after the cancellation period expires and will continue to be bound to this Agreement. Unless required by law, Customers ordering Product for wholesale, resale or distribution (such a Customer hereinafter "Commercial Customer") may not cancel an order once they have placed it. Import&Ent's acknowledgment of an order shall not constitute acceptance of any additional terms stated in the purchase order, telephone order, or any other means by which Customer may place an order for Products. Notwithstanding anything contained herein to the contrary, Import&Ent reserves the right, at its sole discretion, to reject orders or limit order quantities.

TERMS

Customer agrees to pay for the Products according to Import&Ent's payment terms. In the event Customer fails to make any payment to Import&Ent when due, Customer's entire account(s) with Import&Ent shall become immediately due and payable without notice or demand. All past due amounts are subject to and shall accrue interest at the lesser of (i) six percent (6%) per annum or (ii) the highest rate permitted under applicable law.

ADDITIONAL COMMERCIAL CUSTOMER REQUIREMENTS

Commercial Customer's eligibility to wholesale, resale and/or distribute Products may be subject to additional obligations or conditions not outlined in this Agreement, including additional training, contractual agreements, and other conditions as may be required in the sole and absolute discretion of Import&Ent.

GOVERNING LAW

This transaction shall be construed, enforced and governed in all respects by the laws of the State of Florida without regard to its conflicts of law provisions.

ARBITRATION

CUSTOMER AND Import&Ent ARE AGREEING TO GIVE UP ANY RIGHTS TO LITIGATE CLAIMS IN A COURT OR BEFORE A JURY, OR TO PARTICIPATE IN A CLASS ACTION OR REPRESENTATIVE ACTION WITH RESPECT TO A CLAIM. OTHER RIGHTS THAT THE PARTIES WOULD HAVE IF THEY WENT TO COURT MAY ALSO BE UNAVAILABLE OR MAY BE LIMITED IN ARBITRATION.

Any controversy or claim arising out of or relating to this Agreement, or the breach thereof, shall be settled by arbitration administered by the American Arbitration Association under its Commercial Arbitration Rules. The number of arbitrators shall be one, said arbitrator being a neutral arbitrator having a minimum of twenty (20) years of experience practicing law with significant commercial contracts experience. The arbitrator will be selected by mutual agreement of the parties. In the event the parties cannot agree on an arbitrator within fifteen (15) days following notice of intent to arbitrate a claim, then the arbitrator will be appointed by the American Arbitration Association from among its panel of arbitrators meeting the qualifications set forth herein. The place of arbitration shall be Miami, Florida, United States of America. Judgment on the award rendered by the arbitrator(s) may be entered in any court having jurisdiction thereof. If, and only if, this arbitration clause is determined to be invalid, the parties (i) waive any right to a jury trial, and (ii) hereby submit to venue in the state or federal court of appropriate jurisdiction located in Miami, Florida, and hereby waive any objection to such venue for any reason, including inconvenience. NEITHER CUSTOMER NOR Import&Ent SHALL BE ENTITLED TO JOIN OR CONSOLIDATE CLAIMS BY OR AGAINST OTHER CUSTOMERS, OR PURSUE ANY CLAIM AGAINST THE OTHER AS A CLASS ACTION REPRESENTATIVE OR CLASS MEMBER.

DELIVERY

Import&Ent will make a good faith effort to complete delivery of the Products as indicated by Import&Ent in writing, but Import&Ent assumes no responsibility or liability and will accept no back charge for loss or damage due to delay or inability to deliver, whether or not such loss or damage was made known to Import&Ent, including, but not limited to, liability for Import&Ent's non-performance caused by force majeure, which includes, but is not limited to, hurricanes, windstorm, inclement weather, acts of God, war, labor difficulties, third party criminal acts, accidents, inability to obtain materials, delays of carriers, contractors or suppliers or any other causes of any kind whatever beyond the control of Import&Ent.

PAYMENT

Payment terms are either COD, or check, credit card, or PayPal as of the date of invoice, or as otherwise directed by Import&Ent. Customer's obligation to pay outstanding invoices and all other amounts is absolute and unconditional and is not subject to any abatement, reduction, set-off, defense, counterclaim, interruption, deferment or recoupment for any reason whatsoever. Any disputed amounts should be reported immediately and remitted with the undisputed amount by the payment due date. If Import&Ent agrees with the billing dispute, Import&Ent will credit Customer the amount of the agreed-upon billing dispute. All billing disputes must be made within fourteen (14) days of the applicable invoice date, or will be deemed to be waived. Import&Ent reserves the right in its sole discretion to require prepayment from any Customer at any time and may refuse to sell and/or withhold further shipment until all overdue balances are made current. Customer shall be liable for, and shall reimburse Import&Ent for all costs and expenses it may incur in connection with collection of any amounts owed to Import&Ent or enforcement of its rights, including without limitation, reasonable attorneys' fees and expenses, court costs and cost of collection agencies.

INDEMNIFICATION

Import&Ent shall not be responsible for any losses or damages sustained by the Customer or any other person because of misuse or misapplication of the Products or Customer's performance, or failure to perform, under this Agreement. Customer shall defend, indemnify and hold harmless Import&Ent and its agents and employees against any Claim, whether caused by the concurrent and/or contributory negligence of Customer, Import&Ent, or any of their agents, employees or suppliers. As used in this Agreement, a "Claim" shall mean any loss, damage, claim, suit, liability, judgment or expense (including without limitation, attorneys' fees) arising out of or in connection with (i) any injury, disease or death of persons (including, without limitation, Customer's employees and agents) (ii) damage to or loss of any property or the environment, (iii) violation of any applicable laws or regulations resulting from or in connection with the transportation, wholesale, resale, distribution or use of the Products by Customer, or (iv) Customer's breach of this Agreement or any of its representations or warranties herein. The obligations, indemnities and covenants contained in this paragraph shall survive the consummation or termination of this transaction.

INSPECTION AND ACCEPTANCE

Claims for damage, shortage or errors in shipping must be reported within three (3) business days following delivery to Customer. Customer shall have three (3) business days from the date Customer receives any Products to inspect such Products and services for defects and nonconformance that are not due to damage, shortage or errors in shipping and notify Import&Ent, in writing with digital photographic support, of any defects, nonconformance or rejection of such Products. After such three (3) days period, Customer shall be deemed to have irrevocably accepted the Products, if not previously accepted. After such acceptance, Customer shall have no right to reject the Products for any reason or to revoke acceptance. Customer shall have no right to order any change or modification to any Product or service previously ordered by Customer or its representatives or cancel any order without Import&Ent's prior written consent and payment to Import&Ent of all charges, expenses, commissions and reasonable profits owed to or incurred by Import&Ent.

CANCELLATIONS AND RETURNS

Cancellations. Only Products readily available in Import&Ent's existing inventory at the time the order is placed ("Quick-Ship Items") may be cancelled prior to shipment. Cancellations of any other type of Product order will not be accepted under any circumstance.

Returns. Only Quick-Ship Items may be returned and subject to the following conditions: (i) the return must be approved in advance by an authorized officer of Import&Ent; (ii) all returns will incur a 30% restocking charge; (iii) all transportation charges must be paid for and are for the account of the Customer; (iv) the Product must be returned within 30 days from its original shipment date; (v) the Product is in new condition, suitable for resale in its undamaged original packaging and with all its original parts; and (vi) the Product has not been used, altered or damaged in any respect. In all other cases, the sales are final, non-cancellable and non-returnable.

LIMITATION OF REMEDIES; WARRANTY

Import&Ent warrants its Products for a period of two (2) years for defects in materials and workmanship. This warranty does not apply to damages caused by insects, vermin and resulting from accidents, alterations, tampering, misuse, excessive wear and tear due to negligence. Natural and manmade materials that are directly or indirectly exposed to heat and/or UV rays are subject to a separate six (6) month limited warranty against aging and discoloration. Shades are also covered under a separate six (6) month limited warranty only against aging and discoloration.

Moisture and extreme temperature changes are prejudicial to the materials that make up your lamp; The guarantee will not apply if our lights have been installed where air-conditioning or ventilation ducts may focus air on to the fixture as this will damage the veneer finish.

Neither warranty applies to light bulbs that may or may not have been supplied at the time of purchase or after sale. Import&Ent assumes no responsibility for labor costs in connection with the installation, removal, or replacement of warranty Products for any consequential or incidental damages. In the event Customer submits a warranty claim of any kind with respect to any Products delivered to Customer, Import&Ent shall replace such defective item with a substantially similar Product (subject to availability), provided that such warranty claim is made in writing by Customer to Import&Ent within one (1) year from the date of the applicable invoice and it does not involve a defect that could have been discovered at the time of inspection and acceptance by Customer. Customer hereby acknowledges that Customer's sole remedy relating to any breach of warranty shall be the replacement of such Product as set forth above. Import&Ent's total liability for any and all claims arising out of or in connection with this Agreement in any consecutive twelve (12) month period shall not exceed the total amount paid by Customer to Import&Ent during the immediately prior consecutive twelve (12_ months of this Agreement for the specific Product giving rise to such claim[s].

Please read all our instructions and recommendations carefully included in the instruction manual you receive with your lamps.

UNDER NO CIRCUMSTANCES SHALL Import&Ent BE LIABLE FOR ANY SPECIAL, CONSEQUENTIAL, INCIDENTAL, INDIRECT, OR LIQUIDATED DAMAGES, LOSSES, LOSS OF USE, BUSINESS INTERRUPTION, OR EXPENSE (WHETHER OR NOT BASED ON NEGLIGENCE) ARISING DIRECTLY OR INDIRECTLY FROM ANY BREACH OF WARRANTY, FAULT OR NEGLIGENCE ATTRIBUTABLE TO Import&Ent OR ITS AGENTS. EXCEPT AS EXPRESSLY PROVIDED ABOVE IN THIS PROVISION, THE PRODUCTS ARE SOLD "AS IS" AND Import&Ent DOES NOT MAKE, AND HEREBY DISCLAIMS ANY AND ALL EXPRESS, IMPLIED AND STATUTORY WARRANTIES OR CONDITIONS OF

ANY KIND AND NATURE WHATSOEVER WITH RESPECT TO THE PRODUCTS, INCLUDING IMPLIED WARRANTIES OR CONDITIONS OF NON-INFRINGEMENT, MERCHANTABILITY, OR FITNESS FOR A PARTICULAR PURPOSE.

DISCLAIMER

Due to some handcrafted manufacturing techniques, as well as the inherent qualities of materials such as wood, some colors, textures, patterns or finishes may not be uniform and should not be considered a defect in workmanship. Shade materials can age in color over time due to environmental conditions like heat, UV rays, and exposure to the elements and should not be considered a defect in workmanship.

SHIPMENTS

All Products are shipped Ex Works (point of shipment), as such term is defined in Incoterms 2010 and Customer bears all costs and risks of taking the Products from Import&Ent's premises to the desired destination. The cost of any special packing or special handling caused by Customer's requirements or requests shall be added to the amount of the order. Import&Ent shall not be liable for any costs, expenses, losses, or damages for shipment delays or mis-deliveries. Import&Ent will provide proof of delivery to carrier upon written request.

TAXES

The amount of any sales, excise or other taxes, if any, applicable to the Products shall be added to the purchase price and shall be paid by Customer unless Customer provides Import&Ent with an exemption certificate acceptable to the applicable taxing authorities. Any taxes which Import&Ent may be required to pay or collect under any existing or future law, upon or with respect to the sale, purchase, delivery, storage, processing, use or consumption of any of the Products, including taxes upon or measured by the receipts from the sales thereof, shall be for the account of the Customer, who shall promptly pay the amount thereof to Import&Ent upon demand.

PROTECTION OF BRAND

Commercial Customer hereby acknowledges that the Products and their brand represent premium-quality, luxury lighting that combine innovative and patented materials with artistic skill and superior craftsmanship to create an unique and brand specific aesthetic. Commercial Customer hereby agrees not to take any action that would directly or indirectly threaten or tarnish the Products' brand and reputation, including, but not limited to, reselling or distributing any of the Products on any third party websites or virtual stores where goods are sold at discounted or bargained-for prices, reselling or distributing any of the Products in any discount stores, or associating the Products' brand, Products or services with any other brands that would in any way diminish the prestige or cachet of the Products' brand, Products or services. Import&Ent may establish its manufacturer's suggested retail price [MSRP] policy ("MSRP Policy"), as same may be amended from time to time, with respect to the wholesale, resale or distribution of any Products or services, as the case may be. In the event Import&Ent, in its sole and absolute discretion, determines that Commercial Customer has advertised, offered or sold any Products or services in contravention of Import&Ent's MSRP Policy in effect at such time, Import&Ent may, at its election, terminate this Agreement, cancel any pending orders, and indefinitely refuse to accept any additional orders from Commercial Customer until Import&Ent has determined, to Import&Ent's sole and absolute satisfaction, that such violation has ceased.

DISTRIBUTION OUTSIDE THE UNITED STATES OF AMERICA

[A] Import&Ent does not permit Commercial Customers to ship the Products outside the United States of America ["USA"]. Import&Ent has distributors in other countries with exclusive distribution rights in those territories. Import&Ent requires that Commercial Customer have a statement on each page of their website stating clearly that the Products may not be shipped outside the USA. Commercial Customers found to be shipping outside the USA may, at Import&Ent's election, have their right to purchase the Products terminated or have their buying privileges suspended until such time as Import&Ent can verify that all shipping outside the USA has ceased.

[B] Retail Customer represents and warrants that they are buying for their own internal use only, and not for resale or export.



SET-OFF

Customer shall not be entitled to set-off any amounts due to Customer against any amount due to Import&Ent in connection with any transaction.

SEVERABILITY

Any ambiguity or uncertainty over these terms and conditions of sale shall not be construed against Import&Ent, but shall be construed as if all parties jointly prepared these terms and conditions of sales. If any provision hereof is held to be illegal, invalid or unenforceable under any present or future laws, such provision shall be fully severable and the terms and conditions herein shall be construed and enforced as if such illegal, invalid or unenforceable provision had never been made a part hereof. The remaining provisions herein shall remain in full force and effect and shall not be affected by such illegal, invalid or unenforceable provisions or by their severance here from.

NON-WAIVER

Import&Ent's failure to insist upon the strict performance of any term or condition herein shall not be deemed a waiver of any of Import&Ent's rights or remedies hereunder, nor of its right to insist upon the strict performance of the same or any other term herein in the future. No waiver of any term or condition hereunder shall be valid unless in writing and signed by an officer of Import&Ent.

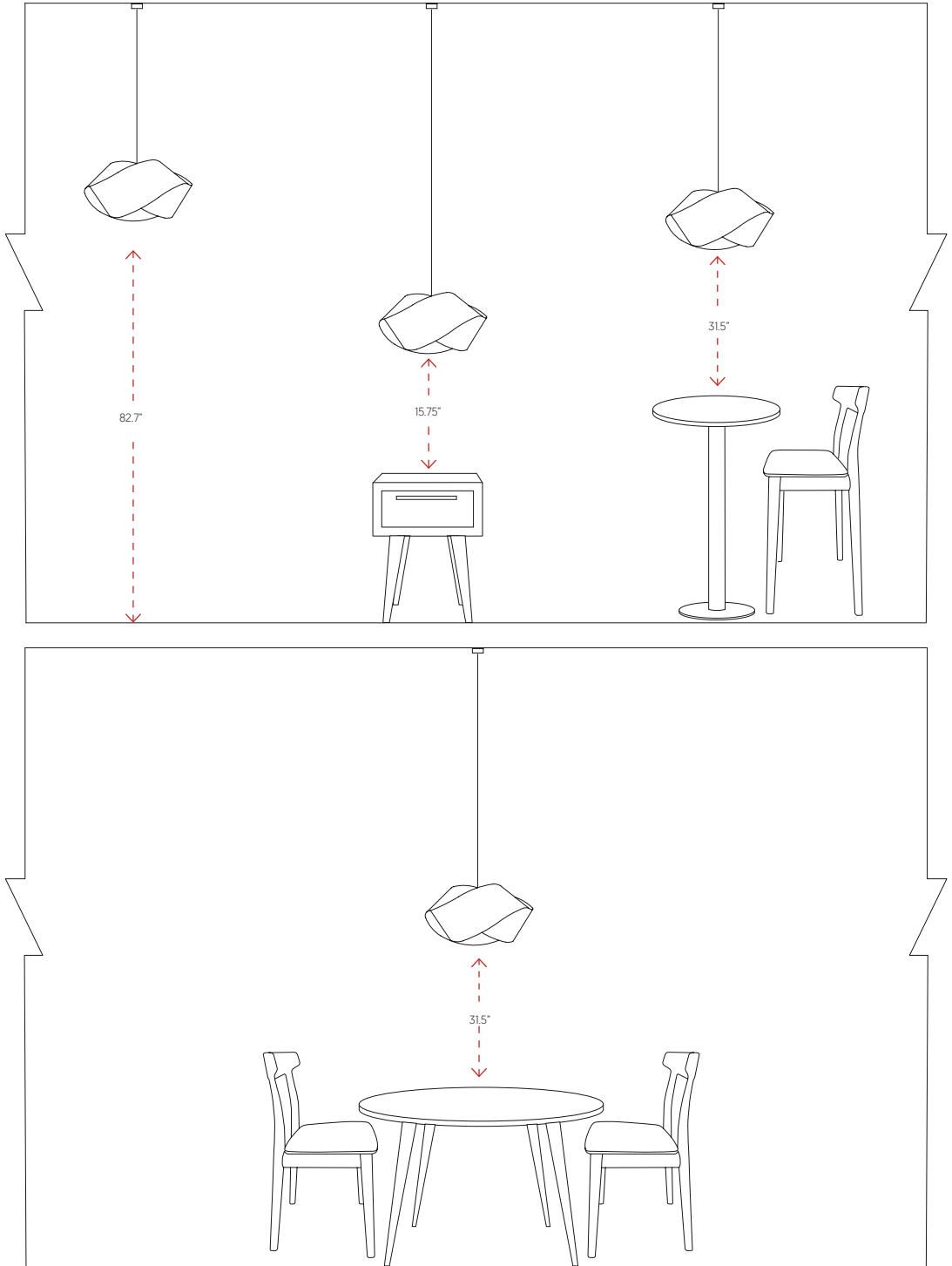
NOTICE

Any required notices shall be given in writing, in the case of Import&Ent, Import & Ent LLC, 2750 NW 84th Avenue, Doral, Florida 33122 and in the case of Customer, at the address designated on Customer's purchase order or to such other address as either party may substitute by written notice to the other and shall be deemed given upon personal delivery, overnight delivery or three days following transmission by mail.

ENTIRE AGREEMENT

This document constitutes the entire, complete, and exclusive agreement between the parties with respect to the subject matter hereof and contains all the agreements and conditions of sales; no course of dealing or usage of the trade shall be applicable unless expressly incorporated herein. The terms and conditions contained herein may not be added to, modified, superseded or otherwise altered except by a written modification signed by an authorized officer of Import&Ent. All transactions shall be governed solely by the terms and conditions contained herein.

IDEAL SUGGESTED HIGHTS FOR YOUR LZF LIGHTING FIXTURE



WOOD touched by **LIGHT**

lzf-lamps.com