



TECHNICAL BOOK

110V

2025

CONTENTS

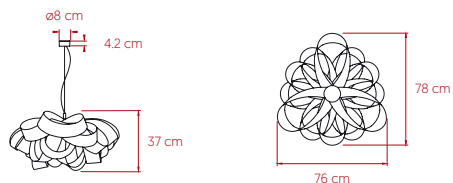
LZF COLLECTION	PAGE
Suspension Lamps	5
Table Lamps	69
Floor Lamps	81
Wall Lamps	89
Life Size	119

ANNEXES	PAGE
Air Freight Reinforcement	129
Recommended Bulbs	131
Reference Explanation	132
Metal Finishes & Components	134
Light Source & Temperature	136
Wood Shade Finishes	138
General Sales Conditions	140

SUSPENSION

A-Z	PAGE
Agatha	6
Black Note Keys	9
Black Note Triplet	10
Candelabro	11
Cloud, The	13
Dandelion	15
Dune Horizontal	16
Dune Vertical	17
Eris	18
Escape	19
Estela Horizontal	20
Estela Vertical	22
Gea	25
Gea Slim	27
I-Club	28
I-Line	30
Kactos	32
Link	33
Link Chain	35
Lola	38
Maruja	41
Minimikado	42
Nut	43
New Wave	44
Oh! Line	46
Omma 1 Long Leaf	48
Omma 2 Leaves	49
Omma Double 2	50
Ozca	51
Pod	53
Poppy	54
Raindrop	56
Spiro	58
Stitches Bamako	60
Stitches Tombuctú	61
Swirl	62
Totem	64
Voliere	66

SIZE



REFERENCES

ATA SP E26 UL

COMPONENTS

Wood Veneer Shade

Matte Nickel Metal Canopy - ø8 cm - disc ø11.5 cm

Stainless Steel Cable: 2.5 m

Transparent Electrical Cable: 2.5 m

LIGHT SOURCE



120 - 277V

Recommended Bulb - Not Included

E26 Lamp Holder

LED Globe 12 W, 630 lm*

*Measurements obtained by theoretical calculations at LZF using ivory white shades & recommended bulbs. Veneer Ref: 20 Ivory White.



SELECT FROM FOLLOWING

WOOD VENEER FINISHES

- | | |
|---------------------|--------------------|
| 20 - Ivory White | 22 - Natural Beech |
| 21 - Natural Cherry | |
| 24 - Yellow | 29 - Grey |
| 25 - Orange | 33 - Pale Rose |
| 26 - Red | 34 - Sea Blue |
| 28 - Blue | |

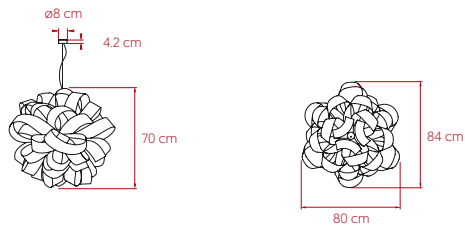
PACKAGING

Box Size: 76 x 76 x 49 cm

Box Volume: 0.28 m³

Weight: Gross - 7.1 Kg | Net - 2.1 Kg

SIZE



REFERENCES

ATA SB E26 UL



COMPONENTS

- Wood Veneer Shade
- Matte Nickel Metal Canopy - ø8 cm - disc ø11.5 cm
- Stainless Steel Cable: 2.5 m
- Transparent Electrical Cable: 2.5 m

LIGHT SOURCE



120 - 277V

- Recommended Bulb - Not Included
- E26 Lamp Holder
- 6 LED A19 15 W, 2.700 lm*

*Measurements obtained by theoretical calculations at LZF using ivory white shades & recommended bulbs. Veneer Ref: 20 Ivory White.

SELECT FROM FOLLOWING

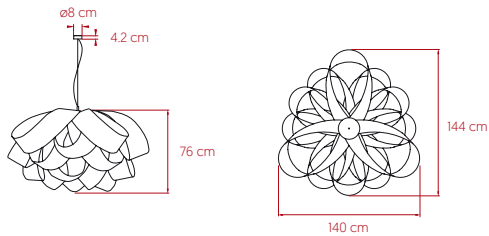
RECOMMENDED WOOD VENEER FINISHES

- | | |
|------------------|--------------------|
| 20 - Ivory White | 22 - Natural Beech |
| 24 - Yellow | 33 - Pale Rose |
| 25 - Orange | 34 - Sea Blue |
| 29 - Grey | |

PACKAGING

- Box Size: 76 x 76 x 77 cm - Internally reinforced
- Box Volume: 0.44 m³
- Weight: Gross - 15.8 Kg | Net - 3.6 Kg

SIZE



REFERENCES

ATA SG E26 UL

COMPONENTS

- Wood Veneer Shade
- Matte Nickel Metal Canopy - \varnothing 8 cm - disc \varnothing 11.5 cm
- Stainless Steel Cable: 2.5 m
- Transparent Electrical Cable: 2.5 m

LIGHT SOURCE



120 - 277V

- Recommended Bulb - Not Included
- E26 Lamp Holder
- 3 LED Globe 12 W, 1.890 lm*

*Measurements obtained by theoretical calculations at LZF using ivory white shades & recommended bulbs. Veneer Ref: 20 Ivory White.

PACKAGING

- Box Size: 118 x 114 x 106 cm - Wood crated for transport
- Box Volume: 1.43 m³
- Weight: Gross - 49.5 Kg | Net - 6.5 Kg



SELECT FROM FOLLOWING

RECOMMENDED WOOD VENEER FINISHES

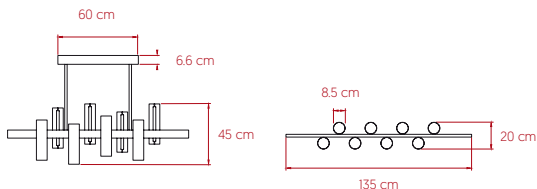
- 20 - Ivory White
- 22 - Natural Beech
- 24 - Yellow
- 25 - Orange
- 29 - Grey
- 33 - Pale Rose
- 34 - Sea Blue

BLACK NOTE KEYS

by Ramón Esteve Studio

Suspension - LED **lzf**

SIZE



REFERENCES

BKNT KS S BK LED DIM0-10V UL
BKNT KS S BK LED DIMTRIAC UL
BKNT KS S GD LED DIM0-10V UL
BKNT KS S GD LED DIMTRIAC UL



COMPONENTS

Wood Veneer Shade

Metal Structure

Metal Canopy: 60 x 4 x 6.6 cm - disc ø11.5 cm

4 Black Electrified Cables: 2.5 m

LIGHT SOURCE



Dual Circuit - DC: Enables independent dimming and control of the decorative wood shades and the tech downlight.

120 - 277V: Dimmable LED **0-10V** & Dimmable LED **TRIAC**

Driver: 2 x Constant Current 900 mA (shades & downlight)

Integrated LED: 8 x Lineal 9 W & 3 x Lineal 10.8 W

2.700K, CRI>90, 80 W, 50-60Hz, 2.097 lm*

LED Position in Fixture

*Measurements obtained by photometric laboratory tests using ivory white shades. Veneer Ref: 20 Ivory White.

PACKAGING

Box Size: 154 x 54 x 11 cm

Box Volume: 0.1 m³

Weight: Gross - 12.6 | Net -8.4 Kg

SELECT FROM FOLLOWING

DIMMING SYSTEM

LED **0-10V** or **TRIAC**

LIGHT SOURCE TEMPERATURE

Available **2.700K**, **3.000K** or **4.000K**

WOOD VENEER FINISHES

- 20** - Ivory White
 21 - Natural Cherry **22** - Natural Beech

METAL STRUCTURE & CANOPY FINISHES

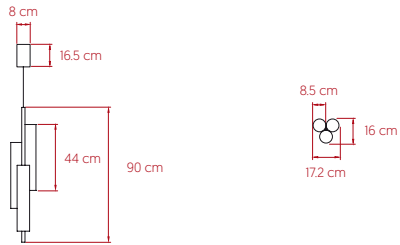
- BK** - Matte Black / Matte Black Canopy & Black Cable
 GD - Gold / Gold Canopy & Black Cable

BLACK NOTE TRIPLET

by Ramón Esteve Studio

Suspension - LED **lzf**

SIZE



REFERENCES

- BKNT TR S BK LED DIM0-10V UL
- BKNT TR S BK LED DIMTRIAC UL
- BKNT TR S GD LED DIM0-10V UL
- BKNT TR S GD LED DIMTRIAC UL
- BKNT TR S RD BK LED DIM0-10V UL
- BKNT TR S RD BK LED DIMTRIAC UL
- BKNT TR S RD GD LED DIM0-10V UL
- BKNT TR S RD GD LED DIMTRIAC UL



COMPONENTS


- Wood Veneer Shade
- Metal Structure
- Triangular or Rounded Tube
- Metal Canopy: $\varnothing 8 \times 16.5$ cm
- Electrical Cable: 2.5 m

LIGHT SOURCE



120 - 277V: Dimmable LED 0-10V & Dimmable LED TRIAC

Driver: 1 x Constant Current 1.400 mA
Integrated LED: 3 x Lineal 15 W
2.700K, CRI>90, 32 W, 50-60Hz, 914 lm*

LED Position in Fixture 

*Measurements obtained by photometric laboratory tests using ivory white shades. Veneer Ref: 20 Ivory White.

PACKAGING

Box Size: 103 x 32 x 11 cm
Box Volume: 0.04 m³
Weight: Gross - 4.4 Kg | Net - 3 Kg

SELECT FROM FOLLOWING

DIMMING SYSTEM

LED 0-10V or TRIAC

LIGHT SOURCE TEMPERATURE

Available 2.700K, 3.000K or 4.000K

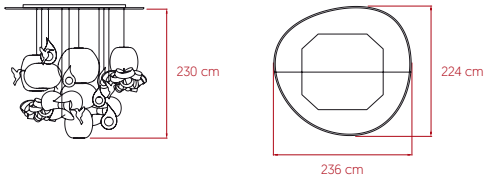
WOOD VENEER FINISHES

- 20 - Ivory White
- 21 - Natural Cherry
- 22 - Natural Beech

METAL STRUCTURE, CANOPY & CABLE FINISHES

- BK - Matte Black / Matte Black Canopy & Black Cable
- GD - Gold / Gold Canopy & Black Cable

SIZE



REFERENCES

- CLBO 15 TOT3 LED DIM0-10V WB UL
- CLBO 15 TOT3 LED DIMTRIAC WB UL
- CLBO 15 TOT3 LED DIM0-10V GB UL
- CLBO 15 TOT3 LED DIMTRIAC GB UL



COMPONENTS

- Wood Veneer Shade - Shade mount required
- White Laquered Wood Canopy
- 6 Ceramic Birds
- Electrical & Steel Cables: The measurements have been calculated for a ceiling height of 350 - 400 cm. If your ceiling is higher let us know so we can adjust your cable lengths.

LIGHT SOURCE 

120 - 277V: 3 Independent Dimmable Circuits, Dimming & Control of the Central Shade, Periferal Shades & Spotlights.

Circuit 1
4 Spotlights 4 x GU10 - LED DIM 6 W

Circuit 2 **Driver:** 2 x Constant Current 900 mA
1 TOT3 S LED **Integrated LED:** Led Module

Circuit 3
3 ATA SP 3 x Bulbs E26 - LED Globe DIM 12 W
2 MMIK S 2 x Bulbs E26 - LED Mini Globe DIM 5.5 W
1 POD SP 1 x Bulb E26 - LED Spherical DIM 9 W
1 POD SM 1 x Bulb E26 - LED Spherical DIM 9 W
1 POPY SP 1 x Bulb E26 - LED Spherical DIM 9 W
4 RDROP SM 4 x Bulbs G9 - LED DIM 4.5 W
2 RDROP SG 2 x Bulbs G9 - LED DIM 4.5 W

Bulbs Included

SELECT FROM FOLLOWING

WOOD VENEER FINISHES

-  20 - Ivory White
-  22 - Natural Beech

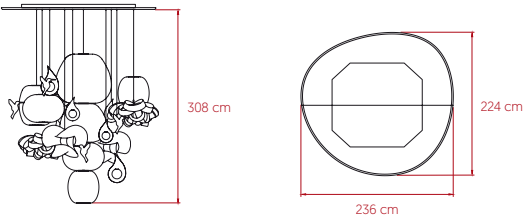
BIRDS FINISHES

-  WB - White Glaze
-  GD - Gold

PACKAGING

Box Size: For freight, please consult our offices
Total Volume: 8.4 m³
Total Weight: Gross - 394 Kg | Net - 141.9 Kg

SIZE



REFERENCES

- CLBO 15 TOT4 LED DIM0-10V WB UL
- CLBO 15 TOT4 LED DIMTRIAC WB UL
- CLBO 15 TOT4 LED DIM0-10V GB UL
- CLBO 15 TOT4 LED DIMTRIAC GB UL



COMPONENTS

- Wood Veneer Shade - Shade mount required
- White Laquered Wood Canopy
- 6 Ceramic Birds
- Electrical & Steel Cables: The measurements have been calculated for a ceiling height of 350 - 400 cm. If your ceiling is higher let us know so we can adjust your cable lengths.

LIGHT SOURCE 

120 - 277V: 3 Independent Dimmable Circuits, Dimming & Control of the Central Shade, Periferal Shades & Spotlights.

Circuit 1
4 Spotlights 4 x GU10 - LED DIM 6 W

Circuit 2 **Driver:** 3 x Constant Current 900 mA
1 TOT4 S LED **Integrated LED:** Led Module

Circuit 3
3 ATA SP 3 x Bulbs E26 - LED Globe DIM 12 W
2 MMIK S 2 x Bulbs E26 - LED Mini Globe DIM 5.5 W
1 POD SP 1 x Bulb E26 - LED Spherical DIM 9 W
1 POD SM 1 x Bulb E26 - LED Spherical DIM 9 W
1 POPY SP 1 x Bulb E26 - LED Spherical DIM 9 W
4 RDROP SM 4 x Bulbs G9 - LED DIM 4.5 W
2 RDROP SG 2 x Bulbs G9 - LED DIM 4.5 W


Bulbs Included

SELECT FROM FOLLOWING

WOOD VENEER FINISHES

-  **20** - Ivory White
-  **22** - Natural Beech

BIRDS FINISHES

-  **WB** - White Glaze
-  **GD** - Gol

PACKAGING

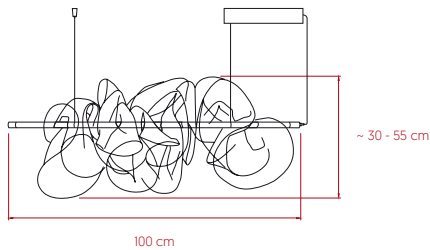
Box Size: For freight, please consult our offices
Total Volume: 8.4 m³
Total Weight: Gross - 405 Kg | Net - 143.1 Kg

THE CLOUD

by Candela Cort

Short Suspension - LED **lzf**

SIZE



REFERENCES

CLD 100 S LED DIM0-10V UL
CLD 100 S LED DIMTRIAC UL



COMPONENTS

White Water Resistent Mesh


Transparent Acrylic Diffuser 360°

Metal Canopy: 35 x 4 x 6.6 cm

2 Black Steel Cables: 2.5 m

Black Coaxial Cable: 2.5 m

LIGHT SOURCE


PENDING 

120 - 277V: Dimmable LED 0-10V or TRIAC

Driver: Constant Voltage 24V

Integrated LED: 2 x 1 m 14.4W/m

2.700K, CRI>90, 14.5W, 50-60Hz, 810 lm*

LED Position in Fixture 

*Measurements obtained by photometric laboratory tests.

PACKAGING

Box Size: 122 x 51 x 51 cm

Box Volume: 0.32 m³

Weight: Gross - 6.5 Kg | Net - 4.8 Kg

SELECT FROM FOLLOWING

DIMMING SYSTEM

LED 0-10V or TRIAC

FABRIC FINISHES

☐ White

*Other finishes on request.

CANOPY FINISH

☒ BK - Matte Black

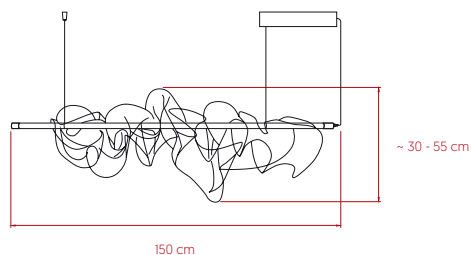
THE CLOUD

by Candela Cort

Long Suspension - LED

lzf

SIZE



REFERENCES

CLD 150 S LED DIM0-10V UL

CLD 150 S LED DIMTRIAC UL



COMPONENTS

White Water Resistent Mesh

Transparent Acrylic Diffuser 360°

Metal Canopy: 35 x 4 x 6.6 cm

2 Black Steel Cables: 2.5 m

Black Coaxial Cable: 2.5 m

LIGHT SOURCE

PENDING 

120 - 277V: Dimmable LED 0-10V or TRIAC

Driver: Constant Voltage 24V

Integrated LED: 2 x 1.5 m 14.4W/m

2.700K, CRI>90, 22W, 50-60Hz, 1,215 lm*

LED Position in Fixture 

*Measurements obtained by photometric laboratory tests.

SELECT FROM FOLLOWING

DIMMING SYSTEM

LED 0-10V or TRIAC

FABRIC FINISHES

☐ White

*Other finishes on request.

CANOPY FINISH

☒ BK - Matte Black

PACKAGING

Box Size: 157 x 50 x 50 cm

Box Volume: 0.4 m³

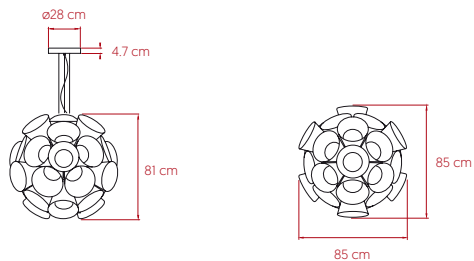
Weight: Gross - 8 Kg | Net - 5.1 Kg

DANDELION

by Burkhard Dämmer

Suspension - LED **lzf**

SIZE



REFERENCES

DDLN S LED DIM UL



COMPONENTS

Wood Veneer Shade

Metallic Central Structure

Matte Satin Acrylic Diffusers

Matte Nickel Metal Canopy: ø28 cm

3 Steel Cables: 2.5 mm

Transparent Electrical Cable: 2.5 mm

LIGHT SOURCE



120 - 277V: Dimmable LED 0-10V

Driver: 2 x Constant Current 2.000 mA

Integrated LED: 31 x Cob

2.700K, CRI>90, 120 W, 50-60Hz, 3.707 lm*

LED Position in Fixture

*Measurements obtained by photometric laboratory tests using ivory white shades. Veneer Ref: 20 Ivory White.

PACKAGING

Box Size: 67 x 67 x 95 cm

Box Volume: 0.43 m³

Weight: Gross - 23 Kg | Net - 13.2 Kg

SELECT FROM FOLLOWING

LIGHT SOURCE TEMPERATURE

Available **2.700K**, **3.000K** or **4.000K**

WOOD VENEER FINISHES

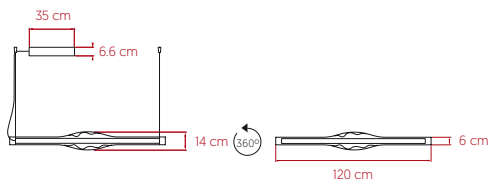
- | | |
|----------------------------|---------------------------|
| 20 - Ivory White | 22 - Natural Beech |
| 21 - Natural Cherry | |
| 24 - Yellow | 29 - Grey |
| 25 - Orange | 33 - Pale Rose |
| 26 - Red | 34 - Sea Blue |
| 28 - Blue | |

DUNE HORIZONTAL

by Mayice

Suspension - LED **lzf**

SIZE



REFERENCES

DUNE SH LED DIM0-10V UL
DUNE SH LED DIMTRIAC UL



COMPONENTS

Wood Veneer Shade

Hand Blown Glass: Borosilicate
Borosilicate glass is highly resistant to thermal shock

Matte Satin Acrylic Diffuser

Matte Black Metal Canopy: 35 x 4 x 6,6 cm - disc ø11.5 cm

2 Black Steel Cables: 2.5 m

Black Coaxial Cable: 2.5 m

LIGHT SOURCE



120 - 277V: Dimmable LED 0-10V & Dimmable LED TRIAC

Driver: 1 x Constant Current 1.400 mA

Integrated LED: 2 x 1.05 m Strip 24 W/m
2.700K, CRI>90, 57 W, 50-60Hz, 1.528 lm*

LED Position in Fixture

*Measurements obtained by photometric laboratory tests using ivory white shades. Veneer Ref: 20 Ivory White.

PACKAGING

Box Size: 130 x 34 x 34 cm

Box Volume: 0.15 m³

Weight: Gross: 7.1 Kg | Net - 4 Kg

SELECT FROM FOLLOWING

DIMMING SYSTEM

LED 0-10V or TRIAC

LIGHT SOURCE TEMPERATURE

Available 2.700K, 3.000K or 4.000K

WOOD VENEER FINISHES

- | | |
|---------------------|--------------------|
| 20 - Ivory White | 22 - Natural Beech |
| 21 - Natural Cherry | |
| 33 - Pale Rose | 34 - Sea Blue |

DUNE VERTICAL

by Mayice

Suspension - LED **lzf**

SIZE



REFERENCES

DUNE SV LED DIM0-10V UL
DUNE SV LED DIMTRIAC UL



COMPONENTS

Wood Veneer Shade

Hand Blown Glass: Borosilicate
Borosilicate glass is highly resistant to thermal shock

Matte Satin Acrylic Diffuser

Matte Black Metal Canopy: $\varnothing 8 \times 16.5$ cm - disc $\varnothing 11.5$ cm

Black Steel Cable: 2.5 m

Black Coaxial Cable: 2.5 m

LIGHT SOURCE



120 - 277V: Dimmable LED **0-10V** or Dimmable LED **TRIAC**

Driver: 1 x Constant Current 1.400 mA
Integrated LED: 2 x 1.05 m Strip 24 W/m
2.700K, CRI>90, 57 W, 50-60Hz, 1.540 lm*

LED Position in Fixture

*Measurements obtained by theoretical calculations at LZF using ivory white shades & recommended bulbs. Veneer Ref: 20 Ivory White.

PACKAGING

Box Size: 130 x 34 x 34 cm

Box Volume: 0.15 m³

Weight: Gross: 7.1 Kg | Net - 4 Kg

SELECT FROM FOLLOWING

DIMMING SYSTEM

LED **0-10V** or **TRIAC**


LIGHT SOURCE TEMPERATURE

Available **2.700K**, **3.000K** or **4.000K**

WOOD VENEER FINISHES

- | | |
|----------------------------|---------------------------|
| 20 - Ivory White | 22 - Natural Beech |
| 21 - Natural Cherry | |
| 33 - Pale Rose | 34 - Sea Blue |

SIZE



REFERENCES

ERIS S AL UL

ERIS S BK UL



COMPONENTS

Wood Veneer Shade

Hand Blown Glass: Borosilicate

Borosilicate glass is highly resistant to thermal shock

Metal Structure

Matte Black Metal Canopy: $\varnothing 8$ cm - disc $\varnothing 11.5$ cm

Black Electrical Cable: 2.5 m

LIGHT SOURCE

120V

Recommended Bulb - Included

GU10 Lamp Holder

LED DIM 6 W, 500 lm*

*Measurements obtained by theoretical calculations at LZf using ivory white shades & recommended bulbs. Veneer Ref: 20 Ivory White.

PACKAGING

Box Size: 54 x 36 x 36 cm

Box Volume: 0.07 m³

Weight: Gross - 4 Kg | Net - 2 Kg

SELECT FROM FOLLOWING

WOOD VENEER FINISHES

20 - Ivory White

21 - Natural Cherry

22 - Natural Beech

33 - Pale Rose

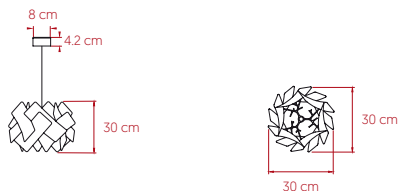
34 - Sea Blue

METAL STRUCTURE FINISHES

BK - Matte Black

AL - Aluminium

SIZE



REFERENCES

SC SP BK E26 UL
SC SP NI E26 UL
SC SP WH E26 UL

COMPONENTS

Wood Veneer Shade

Metal Tripod

Metal Canopy - ø8 cm - disc ø11.5 cm

Electrical Cable: 2.5 m

LIGHT SOURCE



120 - 277V

Recommended Bulb - Not Included
E26 Lamp Holder
LED Globe 12 W, 900 lm*

*Measurements obtained by theoretical calculations at LZF using Ivory White shades & recommended bulbs. Veneer Ref: 20 Ivory White.

PACKAGING

Box Size: 41 x 41 x 48 cm

Box Volume: 0.08 m³

Weight: Gross - 3 Kg | Net - 1 Kg



SELECT FROM FOLLOWING

WOOD VENEER FINISHES

- | | |
|-----------------------|----------------------|
| ● 20 - Ivory White | ● 22 - Natural Beech |
| ● 21 - Natural Cherry | |
| ● 24 - Yellow | ● 29 - Grey |
| ● 25 - Orange | ● 33 - Pale Rose |
| ● 26 - Red | ● 34 - Sea Blue |
| ● 28 - Blue | |

CANOPY, CABLE & TRIPOD FINISHES

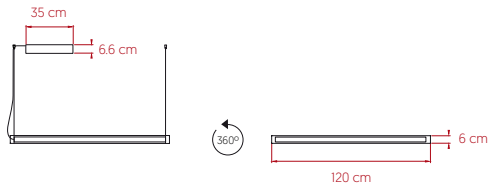
- **BK** - Matte Black / Black Cable & Black Tripod
- **WH** - Matte White / White Cable & White Tripod
- **NI** - Nickel / Transparent Cable & Nickel Tripod

ESTELA HORIZONTAL

by Mayice

Short Suspension - LED **lzf**

SIZE



REFERENCES

ESTE SH 120 LED DIM0-10V UL
ESTE SH 120 LED DIMTRIAC UL

COMPONENTS

Wood Veneer Shade

Hand Blown Glass: Borosilicate
Borosilicate glass is highly resistant to thermal shock

Matte Satin Acrylic Diffuser

Matte Black Metal Canopy: 35 x 4 x 6,6 cm - disc ø11.5 cm

2 Black Steel Cables: 2.5 m

Black Coaxial Cable: 2.5 m



LIGHT SOURCE

120 - 277V: Dimmable LED **0-10V** & Dimmable LED **TRIAC**

Driver: 1 x Constant Current 1.400 mA
Integrated LED: 2 x 1.05 m Strip 24 W/m
2.700K, CRI>90, 57 W, 50-60Hz, 1.278 lm*

LED Position in Fixture

*Measurements obtained by theoretical calculations at LZF using ivory white shades & recommended bulbs. Veneer Ref: 20 Ivory White.

PACKAGING

Box Size: 138 x 21 x 24 cm
Box Volume: 0.07 m³
Weight: Gross - 4.5 Kg | Net - 4 Kg



SELECT FROM FOLLOWING

DIMMING SYSTEM

LED **0-10V** or **TRIAC**

LIGHT SOURCE TEMPERATURE

Available **2.700K**, **3.000K** or **4.000K**

WOOD VENEER FINISHES

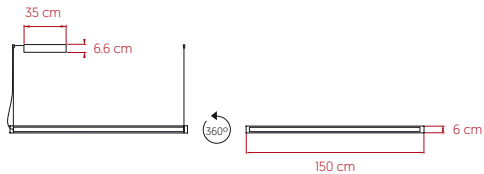
- | | |
|----------------------------|---------------------------|
| 20 - Ivory White | 22 - Natural Beech |
| 21 - Natural Cherry | |
| 33 - Pale Rose | 34 - Sea Blue |

ESTELA HORIZONTAL

by Mayice

Long Suspension - LED **lzf**

SIZE



REFERENCES

ESTE SH 150 LED DIM0-10V UL
ESTE SH 150 LED DIMTRIAC UL

COMPONENTS

Wood Veneer Shade

Hand Blown Glass: Borosilicate
Borosilicate glass is highly resistant to thermal shock

Matte Satin Acrylic Diffuser

Matte Black Metal Canopy: 35 x 4 x 6,6 cm - disc ø11.5 cm

2 Black Steel Cables: 2.5 m

Black Coaxial Cable: 2.5 m



LIGHT SOURCE

120 - 277V: Dimmable LED **0-10V** & Dimmable LED **TRIAC**

Driver: 1 x Constant Current 1.400 mA
Integrated LED: 2 x 1.35 m Strip 24 W/m
2.700K, CRI>90, 70 W, 50-60Hz, 1.541 lm*

LED Position in Fixture

*Measurements obtained by photometric laboratory tests using ivory white shades. Veneer Ref: 20 Ivory White.

PACKAGING

Box Size: 174 x 22 x 24 cm
Box Volume: 0.09 m³
Weight: Gross - 8 Kg | Net - 3.4 Kg



SELECT FROM FOLLOWING

DIMMING SYSTEM

LED **0-10V** or **TRIAC**

LIGHT SOURCE TEMPERATURE

Available **2.700K**, **3.000K** or **4.000K**

WOOD VENEER FINISHES

- | | |
|----------------------------|---------------------------|
| 20 - Ivory White | 22 - Natural Beech |
| 21 - Natural Cherry | |
| 33 - Pale Rose | 34 - Sea Blue |

ESTELA VERTICAL

by Mayice

Short Suspension - LED **lzf**

SIZE



REFERENCES

ESTE SV 40 LED DIM0-10V UL
ESTE SV 40 LED DIMTRIAC UL

COMPONENTS

- Wood Veneer Shade
- Hand Blown Glass: Borosilicate
Borosilicate glass is highly resistant to thermal shock
- Matte Satin Acrylic Diffuser
- Matte Black Metal Canopy: $\varnothing 8$ cm - disc $\varnothing 11.5$ cm
- Black Steel Cable: 2.5 m
- Black Coaxial Cable: 2.5 m

LIGHT SOURCE



120 - 277V: Dimmable LED 0-10V or Dimmable LED TRIAC

Driver: Constant Current 440 mA
Integrated LED: 2 x 0.35 m Strip 24 W/m
2.700K, CRI>90, 22 W, 50-60Hz, 980 lm*

*Measurements obtained by theoretical calculations at LZF using ivory white shades & recommended bulbs. Veneer Ref: 20 Ivory White.

PACKAGING

Box Size: 12 x 12 x 80 cm
Box Volume: 0.01 m³
Weight: Gross: 3.6 Kg | Net: 2.3 Kg



SELECT FROM FOLLOWING

DIMMING SYSTEM

LED 0-10V or TRIAC

LIGHT SOURCE TEMPERATURE

Available 2.700K, 3.000K or 4.000K

WOOD VENEER FINISHES

- 20 - Ivory White
- 21 - Natural Cherry
- 22 - Natural Beech
- 33 - Pale Rose
- 34 - Sea Blue

ESTELA VERTICAL

by Mayice

Medium Suspension - LED **lzf**

SIZE



REFERENCES

ESTE SV 60 LED DIM0-10V UL
ESTE SV 60 LED DIMTRIAC UL

COMPONENTS

- Wood Veneer Shade
- Hand Blown Glass: Borosilicate
Borosilicate glass is highly resistant to thermal shock
- Matte Satin Acrylic Diffuser
- Matte Black Metal Canopy: $\varnothing 8$ cm - disc $\varnothing 11.5$ cm
- Black Steel Cable: 2.5 m
- Black Coaxial Cable: 2.5 m

LIGHT SOURCE



120 - 277V: Dimmable LED 0-10V or Dimmable LED TRIAC

Driver: 1 x Constant Current 700 mA
Integrated LED: 2 x 0.55 m Strip 24 W/m
2.700K, CRI>90, 35 W, 50-60Hz, 1.120 lm*

LED Position in Fixture

*Measurements obtained by theoretical calculations at LZF using ivory white shades & recommended bulbs. Veneer Ref: 20 Ivory White.

PACKAGING

Box Size: 12 x 12 x 100 cm
Box Volume: 0.01 m³
Weight: Gross: 3.8 Kg | Net: 2.5 Kg



SELECT FROM FOLLOWING

DIMMING SYSTEM

LED 0-10V or TRIAC

LIGHT SOURCE TEMPERATURE

Available 2.700K, 3.000K or 4.000K

WOOD VENEER FINISHES


- | | |
|---------------------|--------------------|
| 20 - Ivory White | 22 - Natural Beech |
| 21 - Natural Cherry | |
| 33 - Pale Rose | 34 - Sea Blue |

ESTELA VERTICAL

by Mayice

Long Suspension - LED **lzf**

SIZE



REFERENCES

ESTE SV 90 LED DIM0-10V UL
ESTE SV 90 LED DIMTRIAC UL

COMPONENTS

- Wood Veneer Shade
- Hand Blown Glass: Borosilicate
Borosilicate glass is highly resistant to thermal shock
- Matte Satin Acrylic Diffuser
- Matte Black Metal Canopy: 8 cm - disc 11.5 cm
- Black Steel Cable: 2.5 m
- Black Coaxial Cable: 2.5 m

LIGHT SOURCE



120 - 277V: Dimmable LED 0-10V or Dimmable LED TRIAC

Driver: 1 x Constant Current 900 mA
Integrated LED: 2 x 0.85 m Strip 24 W/m
2,700K, CRI>90, 50 W, 50-60Hz, 1,400 lm*

LED Position in Fixture

*Measurements obtained by theoretical calculations at LZF using ivory white shades & recommended bulbs. Veneer Ref: 20 Ivory White.

PACKAGING

Box Size: 12 x 12 x 130 cm
Box Volume: 0.02 m³
Weight: Gross: 4.5 kg | Net: 3.2 Kg



SELECT FROM FOLLOWING

DIMMING SYSTEM

LED 0-10V or TRIAC

LIGHT SOURCE TEMPERATURE

Available 2,700K, 3,000K or 4,000K

WOOD VENEER FINISHES

- 20 - Ivory White
- 21 - Natural Cherry
- 22 - Natural Beech
- 33 - Pale Rose
- 34 - Sea Blue

SIZE



REFERENCES

GEA SP E26 UL



COMPONENTS

Wood Veneer Shade

Matte Satin Acrylic Diffuser

Chrome Metal Tripod

Metal Canopy - $\varnothing 8$ cm - disc $\varnothing 11.5$ cm

Electrical Cable: 2.5 m

LIGHT SOURCE



120 - 277V

Recommended Bulb - Not Included

E26 Lamp Holder

LED Globe 12 W, 630 lm*

*Measurements obtained by theoretical calculations at LZF using Ivory White shades & recommended bulbs. Veneer Ref: 20 Ivory White.

SELECT FROM FOLLOWING

WOOD VENEER FINISHES

- | | |
|---|--|
| 20 - Ivory White | 22 - Natural Beech |
| 21 - Natural Cherry | |
| 24 - Yellow | 29 - Grey |
| 25 - Orange | 33 - Pale Rose |
| 26 - Red | 34 - Sea Blue |
| 28 - Blue | |

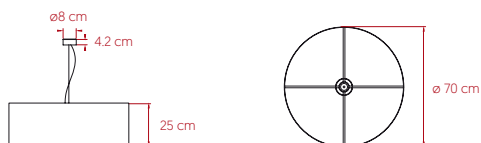
PACKAGING

Box Size: 51 x 51 x 32 cm

Box Volume: 0.08 m³

Weight: Gross - 4.2 Kg | Net - 1.9 Kg

SIZE



REFERENCES

GEA SG E26 UL



COMPONENTS

Wood Veneer Shade

Matte Satin Acrylic Diffuser

Chrome Metal Tripod

Metal Canopy - $\varnothing 8$ cm - disc $\varnothing 11.5$ cm

Electrical Cable: 2.5 m

LIGHT SOURCE



120 - 277V

Recommended Bulb - Not Included

E26 Lamp Holder

3 LED A19 12 W, 1.890 lm*

*Measurements obtained by theoretical calculations at LZF using Ivory White shades & recommended bulbs. Veneer Ref: 20 Ivory White.

SELECT FROM FOLLOWING

WOOD VENEER FINISHES

- | | |
|--|---|
| 20 - Ivory White | 22 - Natural Beech |
| 21 - Natural Cherry | |
| 24 - Yellow | 29 - Grey |
| 25 - Orange | 33 - Pale Rose |
| 26 - Red | 34 - Sea Blue |
| 28 - Blue | |

PACKAGING

Box Size: 79 x 79 x 42 cm

Box Volume: 0.26 m³

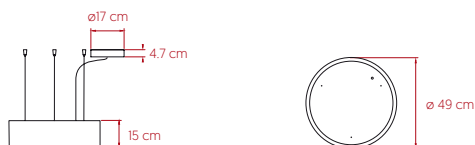
Weight: Gross - 7.9 Kg | Net - 3.2 Kg

GEA SLIM

by Mariví Calvo

Suspension - LED **lzf**

SIZE



REFERENCES

GEA SSL LED DIM0-10V UL
GEA SSL LED DIMTRIAC UL



COMPONENTS

Wood Veneer Shade

White Top Diffuser
Matte Satin Acrylic Bottom Diffuser

Matte Nickel Metal Canopy: $\varnothing 17$ cm

3 Steel Cables: 2.5 m

Transparent Electrical Cable: 2.5 m

LIGHT SOURCE



120 - 277V: Dimmable LED **0-10V** & Dimmable LED **TRIAC**

Driver: 1 x Constant Current 700 mA
Integrated LED: 4 x 0.27 m Lineal 5.5 W/m
2.700K, CRI>90, 25 W, 50-60Hz, 3.521 lm*

LED Position in Fixture

*Measurements obtained by theoretical calculations at LZf using ivory white shades & recommended bulbs. Veneer Ref: 20 Ivory White.

PACKAGING

Box Size: 61 x 61 x 34 cm

Box Volume: 0.13 m³

Weight: Gross - 8 Kg | Net - 4.1 Kg

SELECT FROM FOLLOWING

DIMMING SYSTEM

LED **0-10V** or **TRIAC**

LIGHT SOURCE TEMPERATURE

Available **2.700K**, **3.000K** or **4.000K**

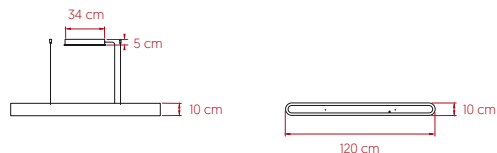
TOP DIFFUSER

Available in **Black**, if you want no upward light diffusion

WOOD VENEER FINISHES

- | | |
|----------------------------|---------------------------|
| 20 - Ivory White | 22 - Natural Beech |
| 21 - Natural Cherry | |
| 24 - Yellow | 29 - Grey |
| 25 - Orange | 33 - Pale Rose |
| 26 - Red | 34 - Sea Blue |
| 28 - Blue | |

SIZE



REFERENCES

I SSL 120 LED DIM0-10V UL
I SSL 120 LED DIMTRIAC UL



COMPONENTS

Wood Veneer Shade

White Top Diffuser
Matte Satin Acrylic Bottom Diffuser

Matte Nickel Metal Canopy: 34 x 11 x 5 cm

2 Steel Cables: 2.5 m

Transparent Electrical Cable: 2.5 m

LIGHT SOURCE



120 - 277V: Dimmable LED **0-10V** & Dimmable LED **TRIAC**

Driver: 1 x Constant Current 1.400 mA

Integrated LED: 5 x Lineal 5.5 W

2.700K, CRI>90, 25 W, 50-60Hz, 1.966 lm*

LED Position in Fixture



*Measurements obtained by photometric laboratory tests using ivory white shades. Veneer Ref: 20 Ivory White.

SELECT FROM FOLLOWING

DIMMING SYSTEM

LED **0-10V** or **TRIAC**











LIGHT SOURCE TEMPERATURE

Available **2.700K**, **3.000K** or **4.000K**

TOP DIFFUSER

Available in **Black**, if you want no upward light diffusion

WOOD VENEER FINISHES

- | | |
|--|--|
|  20 - Ivory White |  22 - Natural Beech |
|  21 - Natural Cherry | |
|  24 - Yellow |  29 - Grey |
|  25 - Orange |  33 - Pale Rose |
|  26 - Red |  34 - Sea Blue |
|  28 - Blue | |

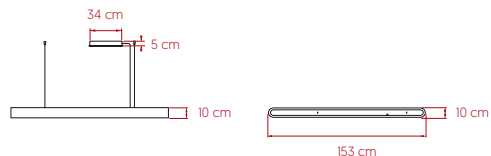
PACKAGING

Box Size: 138 x 21 x 24 cm

Box Volume: 0.07 m³

Weight: Gross - 5.5 Kg | Net - 3.5 Kg

SIZE



REFERENCES

I SSL 150 LED DIM0-10V UL
I SSL 150 LED DIMTRIAC UL



COMPONENTS

Wood Veneer Shade

White Top Diffuser
Matte Satin Acrylic Bottom Diffuser

Matte Nickel Metal Canopy: 34 x 11 x 5 cm

2 Steel Cables: 2.5 m

Transparent Electrical Cable: 2.5 m

LIGHT SOURCE




120 - 277V: Dimmable LED **0-10V** & Dimmable LED **TRIAC**

Driver: 1 x Constant Current 1.400 mA

Integrated LED: 5 x Lineal 5.5 W

2.700K, CRI>90, 32 W, 50-60Hz, 2.098 lm*

LED Position in Fixture 

*Measurements obtained by theoretical calculations at LZF using Ivory White shades & recommended bulbs. Veneer Ref: 20 Ivory White.

SELECT FROM FOLLOWING

DIMMING SYSTEM

LED **0-10V** or **TRIAC**











LIGHT SOURCE TEMPERATURE

Available **2.700K**, **3.000K** or **4.000K**

TOP DIFFUSER

Available in **Black**, if you want no upward light diffusion

WOOD VENEER FINISHES

- | | |
|--|--|
|  20 - Ivory White |  22 - Natural Beech |
|  21 - Natural Cherry | |
|  24 - Yellow |  29 - Grey |
|  25 - Orange |  33 - Pale Rose |
|  26 - Red |  34 - Sea Blue |
|  28 - Blue | |

PACKAGING

Box Size: 182 x 37 x 25 cm

Box Volume: 0.17 m³

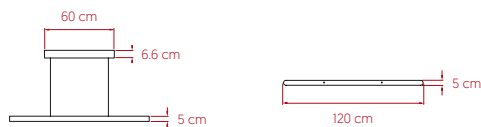
Weight: Gross - 11.6 Kg | Net - 4.1 Kg

I-LINE

by Burkhard Dämmer

Short Suspension - LED **lzf**

SIZE



REFERENCES

I-LN S 120 BK LED DIM0-10V UL
I-LN S 120 BK LED DIMTRIAC UL
I-LN S 120 WH LED DIM0-10V UL
I-LN S 120 WH LED DIMTRIAC UL



COMPONENTS

Wood Veneer Shade

Matte Satin Acrylic Bottom Diffuser

Lacquered Metal Upper Cover Plate

Matte Black Metal Canopy: 60 x 4 x 6,6 cm - disc ø11,5 cm

2 Black Electrified Cables: 2.5 m

LIGHT SOURCE



120 - 277V: Dimmable LED **0-10V** or Dimmable LED **TRIAC**

Driver: 1 x Constant Voltage 24V

Integrated LED: 1 x 1.15 m Strip 24 W/m
2.700K, CRI>90, 30 W, 50-60Hz, 1.725 lm*

LED Position in Fixture

*Measurements obtained by photometric laboratory tests using ivory white shades. Veneer Ref: 20 Ivory White.

SELECT FROM FOLLOWING

DIMMING SYSTEM

LED **0-10V** or **TRIAC**

LIGHT SOURCE TEMPERATURE

Available **2.700K**, **3.000K** or **4.000K**

WOOD VENEER FINISHES

- | | |
|----------------------------|---------------------------|
| 20 - Ivory White | 22 - Natural Beech |
| 21 - Natural Cherry | |
| 24 - Yellow | 29 - Grey |
| 25 - Orange | 33 - Pale Rose |
| 26 - Red | 34 - Sea Blue |
| 28 - Blue | |

CANOPY FINISHES

- | | |
|-------------------------|-------------------------|
| BK - Matte Black | WH - Matte White |
|-------------------------|-------------------------|

PACKAGING

Box Size: 138 x 21 x 24 cm

Box Volume: 0.07 m³

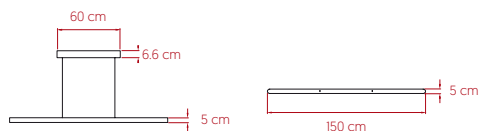
Weight: Gross - 7.5 Kg | Net - 4.4 Kg

I-LINE

by Burkhard Dämmer

Long Suspension - LED **lzf**

SIZE



REFERENCES

I-LN S 150 BK LED DIM0-10V UL
I-LN S 150 BK LED DIMTRIAC UL
I-LN S 150 WH LED DIM0-10V UL
I-LN S 150 WH LED DIMTRIAC UL



COMPONENTS

Wood Veneer Shade

Matte Satin Acrylic Bottom Diffuser

Lacquered Metal Upper Cover Plate

Matte Black Metal Canopy: 60 x 4 x 6,6 cm - disc ø11.5 cm

2 Black Electrified Cables: 2.5 m

LIGHT SOURCE



120 - 277V: Dimmable LED **0-10V** or Dimmable LED **TRIAC**

Driver: 1 x Constant Voltage 24V

Integrated LED: 1 x 1.45 m Strip 24 W/m
2.700K, CRI>90, 40 W, 50-60Hz, 2.185 lm*

LED Position in Fixture

*Measurements obtained by theoretical calculations at LZf using Ivory White shades & recommended bulbs. Veneer Ref: 20 Ivory White.

PACKAGING

Box Size: 174 x 22 x 24 cm

Box Volume: 0.09 m³

Weight: Gross - 8 Kg | Net - 4.6 Kg

SELECT FROM FOLLOWING

DIMMING SYSTEM

LED **0-10V** or **TRIAC**

LIGHT SOURCE TEMPERATURE

Available **2.700K**, **3.000K** or **4.000K**

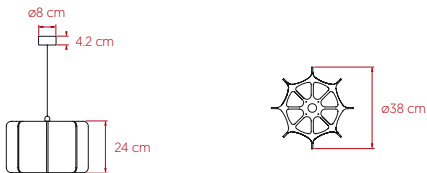
WOOD VENEER FINISHES

- | | |
|----------------------------|---------------------------|
| 20 - Ivory White | 22 - Natural Beech |
| 21 - Natural Cherry | |
| 24 - Yellow | 29 - Grey |
| 25 - Orange | 33 - Pale Rose |
| 26 - Red | 34 - Sea Blue |
| 28 - Blue | |

CANOPY FINISHES

- | | |
|-------------------------|-------------------------|
| BK - Matte Black | WH - Matte White |
|-------------------------|-------------------------|

SIZE



REFERENCES

KTO S BK E26 UL
KTO S WH E26 UL

COMPONENTS

- Wood Veneer Shade
- Acrylic Frame
- Metal Canopy: 8 cm - disc 11.5 cm
- Electrical Cable: 2.5 cm

LIGHT SOURCE



120 - 277V

Recommended Bulb - Not Included
E26Lamp Holder
LED Globe DIM 8.5W, 800 lm*

*Measurements obtained by theoretical calculations at LZF using Ivory White shades & recommended bulbs. Veneer Ref: 20 Ivory White.

PACKAGING

Box Size: 40 x 40 x 30 cm
Box Volume: 0.05 m³
Weight: Gross - 3 Kg | Net - 1 Kg



SELECT FROM FOLLOWING

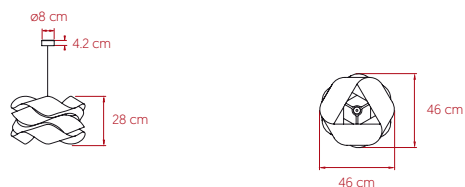
RECOMMENDED WOOD VENEER FINISHES

- 20 - Ivory White
- 21 - Natural Cherry
- 22 - Natural Beech
- 26 - Red
- 28 - Blue
- 29 - Grey
- 33 - Pale Rose
- 34 - Sea Blue

CANOPY, ACRYLIC FRAME & CABLE FINISHES

- BK - Matte Black / Black Frame & Black Cable
- WH - Matte White / White Frame & White Cable

SIZE



REFERENCES

LK SP BK E26 UL
LK SP NI E26 UL
LK SP WH E26 UL



COMPONENTS

Wood Veneer Shade
Metal Tripod
Metal Canopy - $\varnothing 8$ cm - disc $\varnothing 11.5$ cm
Electrical Cable: 2.5 m

LIGHT SOURCE



120 - 277V

Recommended Bulb - Not Included
E26 Lamp Holder
LED Globe 12 W, 855 lm*

*Measurements obtained by theoretical calculations at LZF using Ivory White shades & recommended bulbs. Veneer Ref: 20 Ivory White.

SELECT FROM FOLLOWING

WOOD VENEER FINISHES

- | | |
|--|---|
| 20 - Ivory White | 22 - Natural Beech |
| 21 - Natural Cherry | |
| 24 - Yellow | 29 - Grey |
| 25 - Orange | 33 - Pale Rose |
| 26 - Red | 34 - Sea Blue |
| 28 - Blue | |

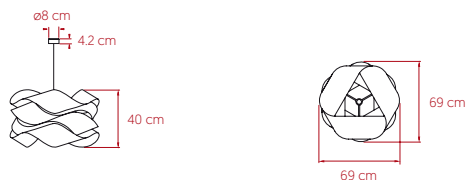
CANOPY, CABLE & TRIPOD FINISHES

- BK** - Matte Black / Black Cable & Black Tripod
- WH** - Matte White / White Cable & White Tripod
- NI** - Nickel / Transparent Cable & Nickel Tripod

PACKAGING

Box Size: 51 x 51 x 32 cm
Box Volume: 0.08 m³
Weight: Gross - 3.5 Kg | Net - 1 Kg

SIZE



REFERENCES

LK SG BK E26 UL
LK SG NI E26 UL
LK SG WH E26 UL



COMPONENTS

Wood Veneer Shade

Metal Tripod

Metal Canopy - ø8 cm - disc ø11.5 cm

Electrical Cable: 2.5 m

LIGHT SOURCE



120 - 277V

Recommended Bulb - Not Included
E26 Lamp Holder
LED Globe 12 W, 855 lm*

*Measurements obtained by theoretical calculations at LZF using Ivory White shades & recommended bulbs. Veneer Ref: 20 Ivory White.

SELECT FROM FOLLOWING

WOOD VENEER FINISHES

- | | |
|---------------------|--------------------|
| 20 - Ivory White | 22 - Natural Beech |
| 21 - Natural Cherry | |
| 24 - Yellow | 29 - Grey |
| 25 - Orange | 33 - Pale Rose |
| 26 - Red | 34 - Sea Blue |
| 28 - Blue | |

CANOPY, CABLE & TRIPOD FINISHES

- BK** - Matte Black / Black Cable & Black Tripod
- WH** - Matte White / White Cable & White Tripod
- NI** - Nickel / Transparent Cable & Nickel Tripod

PACKAGING

Box Size: 79 x 79 x 42 cm

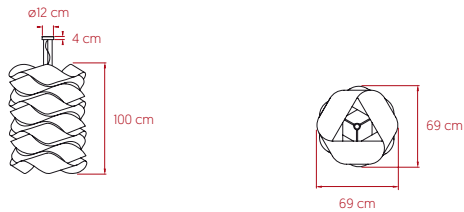
Box Volume: 0.26 m³

Weight: Gross - 6.6 Kg | Net - 1.6 Kg

LINK CHAIN

by Ray Power & Mariví Calvo

SIZE



REFERENCES

LK3 S E26 UL

COMPONENTS

- Wood Veneer Shade
- White Metal Tripod
- Matte Nickel Metal Canopy - $\varnothing 12$ cm
- 3 Steel Cables: 2.5 m
- Transparent Electrical Cable: 2.5 m

LIGHT SOURCE



120 - 277V

- Recommended Bulb - Not Included
- E26 Lamp Holder
- 3 LED Globe 12 W, 2,025 lm*

*Measurements obtained by theoretical calculations at LZF using Ivory White shades & recommended bulbs. Veneer Ref: 20 Ivory White.

PACKAGING

- Box Size: 86 x 86 x 160 cm - Wood crated for transport
- Box Volume: 1.18 m³
- Weight: Gross - 26.8 Kg | Net - 4.7 Kg



SELECT FROM FOLLOWING

WOOD VENEER FINISHES

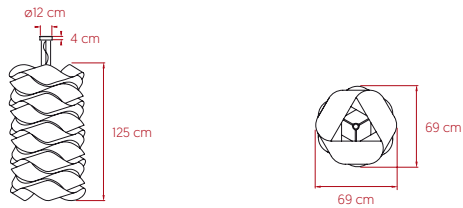
- 20 - Ivory White
- 21 - Natural Cherry
- 22 - Natural Beech

LINK CHAIN

by Ray Power & Mariví Calvo

Medium Suspension **lzf**

SIZE



REFERENCES

LK4 S E26 UL



COMPONENTS

- Wood Veneer Shade
- White Metal Tripod
- Matte Nickel Metal Canopy - $\varnothing 12$ cm
- 3 Steel Cables: 2.5 m
- Transparent Electrical Cable: 2.5 m

LIGHT SOURCE



120 - 277V

Recommended Bulb - Not Included
E26 Lamp Holder
4 LED Globe 12 W, 2,700 lm*

*Measurements obtained by theoretical calculations at LZF using Ivory White shades & recommended bulbs. Veneer Ref: 20 Ivory White.

SELECT FROM FOLLOWING

WOOD VENEER FINISHES

- 20 - Ivory White
- 21 - Natural Cherry
- 22 - Natural Beech

PACKAGING

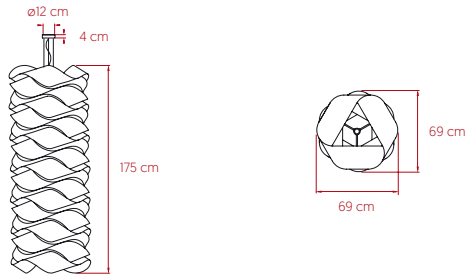
Box Size: 86 x 86 x 160 cm - Wood crated for transport
Box Volume: 1.18 m³
Weight: Gross - 28 Kg | Net - 5.9 Kg

LINK CHAIN

by Ray Power & Mariví Calvo

Large Suspension **lzf**

SIZE



REFERENCES

LK6 S E26 UL



COMPONENTS

- Wood Veneer Shade
- White Metal Tripod
- Matte Nickel Metal Canopy - $\varnothing 12$ cm
- 3 Steel Cables: 2.5 m
- Transparent Electrical Cable: 2.5 m

LIGHT SOURCE 

120 - 277V

Recommended Bulb - Not Included
E26 Lamp Holder
6 LED Globe 12 W, 4,050 lm*

*Measurements obtained by theoretical calculations at LZF using Ivory White shades & recommended bulbs. Veneer Ref: 20 Ivory White.

PACKAGING

Box Size: 88 x 88 x 210 cm - Wood crated for transport
Box Volume: 1.63 m³
Weight: Gross - 32.3 Kg | Net - 8.3 Kg

SELECT FROM FOLLOWING

WOOD VENEER FINISHES

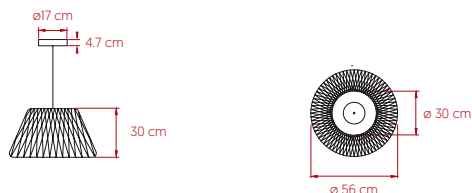
-  20 - Ivory White
-  21 - Natural Cherry
-  22 - Natural Beech

LOLA

by Ray Power

Medium Suspension - LED **lzf**

SIZE



REFERENCES

LOLA SM NI LED DIM0-10V UL

LOLA SM NI LED DIMTRIAC UL

COMPONENTS

Wood Veneer Shade

Transparent Acrylic Frame

Nickel Metal Canopy: $\varnothing 17$ cm

Transparent Electrical Cable: 2.5 m

LIGHT SOURCE



120 - 277V: Dimmable LED **0-10V** & Dimmable LED **TRIAC**

Driver: 1 x Constant Current 350 mA

Integrated LED: 1 x Circular 19.2 W

2.700K, CRI>90, 15 W, 50-60Hz, 1.137 lm*

LED Position in Fixture



*Measurements obtained by theoretical calculations at LZF using ivory white shades. Veneer Ref: 20 Ivory White.

PACKAGING

Box Size: 66 x 66 x 42 cm

Box Volume: 0.18 m³

Weight: Gross - 10.4 Kg | Net - 4.4 Kg



SELECT FROM FOLLOWING

DIMMING SYSTEM


LED **0-10V** or **TRIAC**

LIGHT SOURCE TEMPERATURE

Available **2.700K**, **3.000K** or **4.000K**

WOOD VENEER FINISHES

 **20** - Ivory White

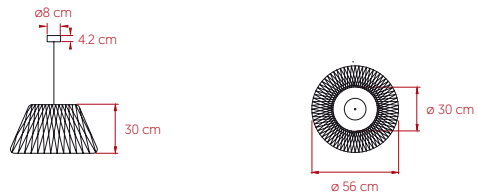
 **22** - Natural Beech

LOLA

by Ray Power

Medium Suspension **lzf**

SIZE



REFERENCES

LOLA SM NI E26

COMPONENTS

- Wood Veneer Shade
- Transparent Acrylic Frame
- Nickel Metal Canopy: 8 cm - disc 11.5 cm
- Transparent Electrical Cable: 2.5 m

LIGHT SOURCE



120 - 277V

Recommended Bulb - Not Included
E26 Lamp Holder
LED Globe 8.5 W

PACKAGING

Box Size: 66 x 66 x 42 cm
Box Volume: 0.18 m³
Weight: Gross - 8 Kg | Net - 4.4 Kg

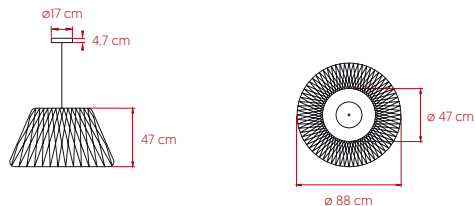


SELECT FROM FOLLOWING

WOOD VENEER FINISHES

- 20 - Ivory White
- 22 - Natural Beech

SIZE



REFERENCES

LOLA SG NI LED DIM0-10V UL
LOLA SG NI LED DIMTRIAC UL

COMPONENTS

Wood Veneer Shade

Transparent Acrylic Frame

Metal Canopy: $\varnothing 17$ cm

Electrical Cable: 2.5 m


LIGHT SOURCE



120 - 277V: Dimmable LED **0-10V** & Dimmable LED **TRIAC**

Driver: 1 x Constant Current 1,400 mA

Integrated LED: 1 x Corona 46.2 W
2,700K, CRI>90, 52 W, 50-60Hz, 2.860 lm*

LED Position in Fixture 

*Measurements obtained by theoretical calculations at LZF using ivory white shades. Veneer Ref: 20 Ivory White.

PACKAGING

Box Size: 101 x 101 x 62 cm

Box Volume: 0.63 m³

Weight: Gross - 17.8 Kg | Net - 6.9 Kg



SELECT FROM FOLLOWING

DIMMING SYSTEM

LED **0-10V** or **TRIAC**




LIGHT SOURCE TEMPERATURE

Available **2.700K**, **3.000K** or **4.000K**

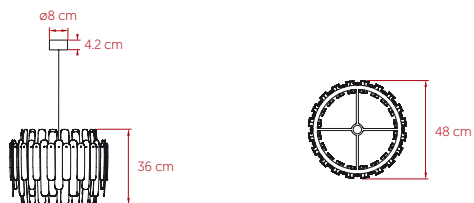
WOOD VENEER FINISHES

 **20** - Ivory White  **22** - Natural Beech

CANOPY & CABLE FINISHES

 **BK** - Matte Black / Black Cable
 **WH** - Matte White / White Cable
 **NI** - Nickel / Transparent Cable

SIZE



REFERENCES

MARU S 50 BK E26 UL
MARU S 50 NI E26 UL
MARU S 50 WH E26 UL



COMPONENTS

Wood Veneer Shade

Nickel Metal Tripod

Metal Canopy - $\varnothing 8$ cm - disc $\varnothing 11.5$ cm

Electrical Cable: 2.5 m

LIGHT SOURCE



120 - 277V

Recommended Bulb - Not Included
E26 Lamp Holder
LED Globe 12 W, 810 lm*

*Measurements obtained by theoretical calculations at LZF using Ivory White shades & recommended bulbs. Veneer Ref: 20 Ivory White.

SELECT FROM FOLLOWING

WOOD VENEER FINISHES

- | | |
|---------------------|--------------------|
| 20 - Ivory White | 22 - Natural Beech |
| 21 - Natural Cherry | |
| 24 - Yellow | 29 - Grey |
| 25 - Orange | 33 - Pale Rose |
| 26 - Red | 34 - Sea Blue |
| 28 - Blue | |

CANOPY, CABLE & TRIPOD FINISHES

- BK** - Matte Black / Black Cable & Nickel Tripod
- WH** - Matte White / White Cable & Nickel Tripod
- NI** - Nickel / Transparent Cable & Nickel Tripod

PACKAGING

Box Size: 55 x 52 x 8 cm

Box Volume: 0.02 m³

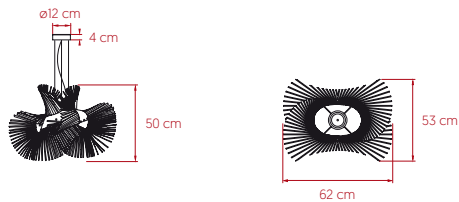
Weight: Gross - 2.7 Kg | Net - 1.1. Kg

MINIMIKADO

by Miguel Herranz

Suspension **lzf**

SIZE



REFERENCES

MMIK S E26 UL

COMPONENTS

- Wood Veneer Shade
- Chrome Metal Structure
- Nickel Metal Canopy - \varnothing 8 cm - disc \varnothing 11.5 cm
- 3 Steel Cables: 2.5 m
- Electrical Cable: 2.5 m

LIGHT SOURCE



120 - 277V

Recommended Bulb - Not Included
E26 Lamp Holder
LED A15 5 W, 260 lm*

*Measurements obtained by theoretical calculations at LZF using Ivory White shades & recommended bulbs. Veneer Ref: 20 Ivory White.

PACKAGING

Box Size: 66 x 66 x 62 cm
Box Volume: 0.27 m³
Weight: Gross - 5.7 Kg | Net - 2.1 Kg



SELECT FROM FOLLOWING

WOOD VENEER FINISHES

- | | |
|---------------------|--------------------|
| 20 - Ivory White | 22 - Natural Beech |
| 21 - Natural Cherry | |
| 24 - Yellow | 29 - Grey |
| 25 - Orange | 33 - Pale Rose |
| 26 - Red | 34 - Sea Blue |
| 28 - Blue | |

SIZE



REFERENCES

NUT S BK E26 UL
NUT S NI E26 UL
NUT S WH E26 UL



COMPONENTS

Wood Veneer Shade

Metal Tripod

Metal Canopy - $\varnothing 8$ cm - disc $\varnothing 11.5$ cm

Electrical Cable: 2.5 m

LIGHT SOURCE



120 - 277V

Recommended Bulb - Not Included
E26 Lamp Holder
LED Globe 12 W, 855 lm*

*Measurements obtained by theoretical calculations at LZF using Ivory White shades & recommended bulbs. Veneer Ref: 20 Ivory White.

SELECT FROM FOLLOWING

WOOD VENEER FINISHES

- | | |
|---------------------|--------------------|
| 20 - Ivory White | 22 - Natural Beech |
| 21 - Natural Cherry | |
| 24 - Yellow | 29 - Grey |
| 25 - Orange | 33 - Pale Rose |
| 26 - Red | 34 - Sea Blue |
| 28 - Blue | |

CANOPY, CABLE & TRIPOD FINISHES

- BK** - Matte Black / Black Cable & Nickel Tripod
- WH** - Matte White / White Cable & Nickel Tripod
- NI** - Nickel / Transparent Cable & Nickel Tripod

PACKAGING

Box Size: 51 x 51 x 32 cm

Box Volume: 0.08 m³

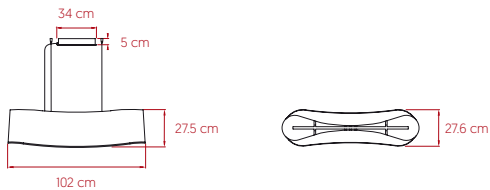
Weight: Gross - 3 Kg | Net - 0.8 Kg

NEW WAVE

by Ray Power

Suspension - LED **lzf**

SIZE



REFERENCES

NWAV S LED DIM0-10V UL
NWAV S LED DIMTRIAC UL

COMPONENTS

- Wood Veneer Shade
- White Metal Structure
- Nickel Metal Canopy - 34 x 11 x 5 cm
- 4 Steel Cables: 2.5 m
- Transparent Electrical Cable: 2.5 m

LIGHT SOURCE



120 - 277V: Dimmable LED 0-10V & Dimmable LED TRIAC

Driver: 1 x Constant Current 440 mA
Integrated LED: 2 x Lineal 5.5 W
2.700K, CRI>90, 16 W, 50-60Hz, 726 lm*

LED Position in Fixture

*Measurements obtained by photometric laboratory tests using Blue exterior & Yellow interior. Veneer Ref: 28 Blue & 24 Yellow.

PACKAGING

Box Size: 121 x 31 x 34 cm
Box Volume: 0.13 m³
Weight: Gross - 6 Kg | Net - 2.8 Kg



SELECT FROM FOLLOWING

DIMMING SYSTEM

LED 0-10V or TRIAC

LIGHT SOURCE TEMPERATURE

Available 2.700K, 3.000K or 4.000K

RECOMMENDED WOOD VENEER FINISHES COMBINATIONS

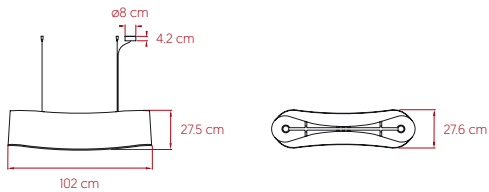
- | Exterior | Interior |
|---------------------|------------------|
| 21 - Natural Cherry | 20 - Ivory White |
| 26 - Red | 24 - Yellow |
| 28 - Blue | 24 - Yellow |

NEW WAVE

by Ray Power

Suspension **lzf**

SIZE



REFERENCES

NWAV S E26 UL

COMPONENTS

- Wood Veneer Shade
- White Metal Structure
- Nickel Metal Canopy - $\varnothing 8$ cm - disc $\varnothing 11.5$ cm
- 4 Steel Cables: 2.5 m
- Transparent Electrical Cable: 2.5 m

LIGHT SOURCE



120 - 277V

Recommended Bulb - Not Included
E26 Lamp Holder
2 LED A19 12 W, 1.080 lm*

*Measurements obtained by theoretical calculations at LZF using Blue exterior & Yellow interior & recommended bulbs. Veneer Ref: 28 Blue & 24 Yellow.

PACKAGING

Box Size: 121 x 31 x 34 cm
Box Volume: 0.13 m³
Weight: Gross - 5 Kg | Net - 1.9 Kg



SELECT FROM FOLLOWING

RECOMMENDED WOOD VENEER FINISHES COMBINATIONS

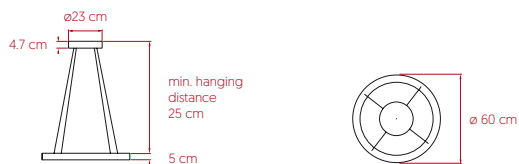
Exterior	Interior
21 - Natural Cherry	20 - Ivory White
26 - Red	24 - Yellow
28 - Blue	24 - Yellow

OH! LINE

by Burkhard Dämmer & Mariví Calvo

Medium Suspension - LED **lzf**

SIZE



REFERENCES

O-LN S 60 BK LED DIM0-10V UL
O-LN S 60 BK LED DIMTRIAC UL



COMPONENTS

Wood Veneer Shade

Matte Satin Acrylic Bottom Diffuser

Laquered Metal Upper Cover Plate

Matte Black Metal Canopy: $\varnothing 23$ cm

2 Black Electrified Cables: 2.5 m

2 Black Steel Cables: 2.5 m

LIGHT SOURCE



120 - 277V: Dimmable LED **0-10V** or Dimmable LED **TRIAC**

Driver: 1 x Constant Voltage 24V

Integrated LED: 1 x 1.95 m Strip 14 W/m
2.700K, CRI>90, 42 W, 50-60Hz, 2.364 lm*

LED Position in Fixture

*Measurements obtained by photometric laboratory tests using ivory white shades. Veneer Ref: 20 Ivory White.

PACKAGING

Box Size: 77 x 77 x 16 cm - Wood crated for transport

Box Volume: 0.10 m³

Weight: Gross: 9.5 Kg | Net - 4 Kg

SELECT FROM FOLLOWING

DIMMING SYSTEM

LED **0-10V** or **TRIAC**

LIGHT SOURCE TEMPERATURE

Available **2.700K**, **3.000K** or **4.000K**

WOOD VENEER FINISHES

- | | |
|----------------------------|---------------------------|
| 20 - Ivory White | 22 - Natural Beech |
| 21 - Natural Cherry | |
| 24 - Yellow | 29 - Grey |
| 25 - Orange | 33 - Pale Rose |
| 26 - Red | 34 - Sea Blue |
| 28 - Blue | |

OH! LINE

by Burkhard Dämmer & Mariví Calvo

Large Suspension - LED **lzf**

SIZE



REFERENCES

O-LN S 80 BK LED DIM0-10V UL
O-LN S 80 BK LED DIMTRIAC UL



COMPONENTS


Wood Veneer Shade
Matte Satin Acrylic Bottom Diffuser
Laquered Metal Upper Cover Plate
Matte Black Metal Canopy: $\varnothing 23$ cm
2 Black Electrified Cables: 2.5 m
2 Black Steel Cables: 2.5 m

LIGHT SOURCE



120 - 277V: Dimmable LED **0-10V** or Dimmable LED **TRIAC**

Driver: 1 x Constant Voltage 24V
Integrated LED: 1 x 2.50 m Strip 14 W/m
2.700K, CRI>90, 55 W, 50-60Hz, 3.078 lm*

LED Position in Fixture 

*Measurements obtained by theoretical calculations at LZF using Ivory White shades & recommended bulbs. Veneer Ref: 20 Ivory White.

PACKAGING

Box Size: 97 x 97 x 16 cm - Wood crated for transport
Box Volume: 0.15 m³
Weight: Gross - 12 Kg | Net - 4.6 Kg

SELECT FROM FOLLOWING











DIMMING SYSTEM

LED **0-10V** or **TRIAC**

LIGHT SOURCE TEMPERATURE

Available **2.700K**, **3.000K** or **4.000K**

WOOD VENEER FINISHES

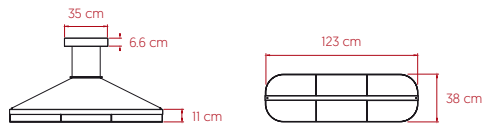
- | | |
|--|--|
|  20 - Ivory White |  22 - Natural Beech |
|  21 - Natural Cherry | |
|  24 - Yellow |  29 - Grey |
|  25 - Orange |  33 - Pale Rose |
|  26 - Red |  34 - Sea Blue |
|  28 - Blue | |

OMMA 1 LONG LEAF

by Eli Gutiérrez

Suspension - LED **lzf**

SIZE



REFERENCES

- OM S120 BK LED DIM0-10V UL
- OM S120 BK LED DIMTRIAC UL
- OM S120 GD LED DIM0-10V UL
- OM S120 GD LED DIMTRIAC UL

COMPONENTS

- Wood Veneer Shade
- Matte Satin Acrylic Bottom Diffuser
- Metal Structure
- Metal Canopy: 35 x 4 x 6.6 cm - disc ø11.5 cm
- 2 Black Coaxial Cables: 2.5 m

LIGHT SOURCE



120 - 277V: Dimmable LED **0-10V** or Dimmable LED **TRIAC**

Driver: 1 x Constant Current 900 mA
Integrated LED: 3 x Lineal 10.8 W
2.700K, CRI>90, 37 W, 50-60Hz, 1.009 lm*

LED Position in Fixture

*Measurements obtained by photometric laboratory test using natural cherry shades. Veneer Ref: 21 Natural Cherry.

PACKAGING

Box Size: 163 x 56 x 34 cm - Special palletized packaging
Box Volume: 0.31 m³
Weight: Gross: 29 Kg | Net: 6 Kg



SELECT FROM FOLLOWING

DIMMING SYSTEM

LED **0-10V** or **TRIAC**

LIGHT SOURCE TEMPERATURE

Available **2.700K**, **3.000K** or **4.000K**

WOOD VENEER FINISHES

21 - Natural Cherry

METAL STRUCTURE & CANOPY FINISHES

BK - Matte Black

GD - Gold

OMMA 2 LEAVES

by Eli Gutiérrez

Suspension - LED **lzf**

SIZE



REFERENCES

- OM S2 BK LED DIM0-10V UL
- OM S2 BK LED DIMTRIAC UL
- OM S2 GD LED DIM0-10V UL
- OM S2 GD LED DIMTRIAC UL

COMPONENTS

- Wood Veneer Shade
- Matte Satin Acrylic Bottom Diffuser
- Metal Structure
- Metal Canopy: 35 x 4 x 6.6 cm - disc ø11.5 cm
- 3 Black Steel Cables: 2.5 m
- Black Coaxial Cable: 2.5 m

LIGHT SOURCE



120 - 277V: Dimmable LED 0-10V or Dimmable LED TRIAC

Driver: 1 x Constant Current 1,100 mA
Integrated LED: 4 x Lineal 9 W
2,700K, CRI>90, 24 W, 50-60Hz, 410 lm*

LED Position in Fixture

*Measurements obtained by photometric laboratory test using natural white shades & recommended bulbs. Veneer Ref: 23 Natural White.

PACKAGING

- Box Size: 118 x 66 x 20 cm
- Box Volume: 0.16 m³
- Weight: Gross: 12.8 Kg | Net: 7 Kg



SELECT FROM FOLLOWING

DIMMING SYSTEM

LED 0-10V or TRIAC

LIGHT SOURCE TEMPERATURE

Available 2,700K, 3,000K or 4,000K

WOOD VENEER FINISHES

- 21 - Natural Cherry
- 22 - Natural Beech
- 23 - Natural White

METAL STRUCTURE & CANOPY FINISHES

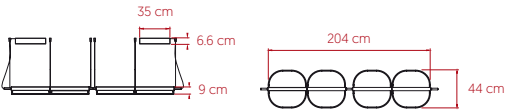
- BK - Matte Black
- GD - Gold

OMMA DOUBLE 2

by Eli Gutiérrez

Suspension - LED **lzf**

SIZE



REFERENCES

- OM S2X2 BK LED DIM0-10V UL
- OM S2X2 BK LED DIMTRIAC UL
- OM S2X2 GD LED DIM0-10V UL
- OM S2X2 GD LED DIMTRIAC UL



COMPONENTS

- Wood Veneer Shade
- Matte Satin Acrylic Bottom Diffuser
- Metal Structure
- 2 Metal Canopy: 35 x 4 x 6.6 cm - disc ø11.5 cm
- 6 Black Steel Cables: 2.5 m
- 2 Black Coaxial Cable: 2.5 m

LIGHT SOURCE

120 - 277V: Dimmable LED 0-10V or Dimmable LED TRIAC

Driver: 2 x Constant Current 1.400 mA
Integrated LED: 8 x Lineal 9 W
2.700K, CRI>90, 48 W, 50-60Hz, 820 lm*

LED Position in Fixture

*Measurements obtained by photometric test at LZf using natural white shades & recommended bulbs. Veneer Ref: 23 Natural White.

PACKAGING

- Box 1: 118 x 66 x 20 cm | 0.16 m³ | 5.2 Kg
- Box 2: 118 x 66 x 20 | 0.16 m³ | 5.2 Kg
- Weight: Total Gross - 26 Kg | Total Net - 10.4 Kg

SELECT FROM FOLLOWING

DIMMING SYSTEM

LED 0-10V or TRIAC

LIGHT SOURCE TEMPERATURE

Available 2.700K, 3.000K or 4.000K

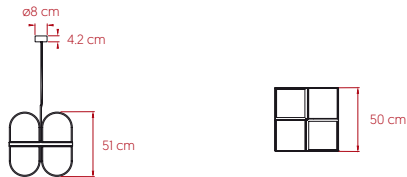
WOOD VENEER FINISHES

- 21 - Natural Cherry
- 22 - Natural Beech
- 23 - Natural White

METAL STRUCTURE & CANOPY FINISHES

- BK - Matte Black
- GD - Gold

SIZE



REFERENCES

- OSC S EG E26 UL
- OSC S GD E26 UL

COMPONENTS

- Wood Veneer Shade
- Metal Structure
- Metal Canopy: 8 cm - disc 11.5 cm
- Steel Cable: 2.5 m
- Textile Electrical Cable: 2.5 m

LIGHT SOURCE 

120 - 277V

- Recommended Bulbs - Not Included
- E26Lamp Holder
- 4 LED Spherical DIM 11W, 3.300 lm*

*Measurements obtained by theoretical calculations at LZF using Ivory White shades & recommended bulbs. Veneer Ref: 23 Natural White.

PACKAGING

- Box Size: 65 x 65 x 40 cm
- Box Volume: 0.17 m³
- Weight: Gross - 10.5 Kg | Net - Kg




SELECT FROM FOLLOWING

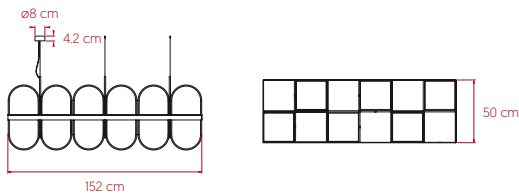
WOOD VENEER FINISHES

-  23 - Natural White
-  33 - Pale Rose

METAL STRUCTURE

-  EG - Earl Grey
-  GD - Gold

SIZE



REFERENCES

OSC S3 EG E26 UL
OSC S3 GD E26 UL

COMPONENTS

- Wood Veneer Shade
- Metal Structure
- Metal Canopy: ø8 cm - disc 11.5 cm
- 3 Steel Cable: 2.5 m
- Textile Electrical Cable: 2.5 m

LIGHT SOURCE 

120 - 277V

Recommended Bulbs - Not Included
E26Lamp Holder
12 LED Spherical DIM 12W, 9,240 lm*

*Measurements obtained by theoretical calculations at LZF using Ivory White shades & recommended bulbs. Veneer Ref: 23 Natural White.

PACKAGING

Box Size: 159 x 52 x 67 cm - Special palletized packaging
Box Volume: 0.55 m³
Weight: Gross - 43 Kg | Net - 17 Kg



SELECT FROM FOLLOWING

WOOD VENEER FINISHES

-  23 - Natural White
-  33 - Pale Rose

METAL STRUCTURE

-  EG - Earl Grey
-  GD - Gold

POD

by Burkhard Dämmer

Medium Suspension **lzf**

SIZE



REFERENCES

POD SM E26 UL



COMPONENTS

Wood Veneer Shade

Matte Nickel Metal Canopy - $\varnothing 12$ cm

3 Steel Cables: 2.5 m

Transparent Electrical Cable: 2.5 m

LIGHT SOURCE













120 - 277V

Recommended Bulb - Not Included
E26 Lamp Holder
LED A19 15 W, 540 lm*

*Measurements obtained by theoretical calculations at LZF using Ivory White shades & recommended bulbs. Veneer Ref: 20 Ivory White.

SELECT FROM FOLLOWING

WOOD VENEER FINISHES

- | | |
|---|---|
|  20 - Ivory White |  22 - Natural Beech |
|  21 - Natural Cherry | |
|  24 - Yellow |  29 - Grey |
|  25 - Orange |  33 - Pale Rose |
|  26 - Red |  34 - Sea Blue |
|  28 - Blue | |

PACKAGING

Box Size: 51 x 51 x 81 cm

Box Volume: 0.21 m³

Weight: Gross - 5.1 Kg | Net - 2.5 Kg

POPPY

by Burkhard Dämmer

Small Suspension **lzf**

SIZE



REFERENCES

POPPY SP E26 UL



COMPONENTS

Wood Veneer Shade

Matte Nickel Metal Canopy - \varnothing 12 cm

3 Steel Cables: 2.5 m

Transparent Electrical Cable: 2.5 m

LIGHT SOURCE



120 - 277V

Recommended Bulb - Not Included











E26 Lamp Holder

LED A19 15 W, 540 lm*

*Measurements obtained by theoretical calculations at LZf using Ivory White shades & recommended bulbs. Veneer Ref: 20 Ivory White.

SELECT FROM FOLLOWING

WOOD VENEER FINISHES

- | | |
|---|---|
|  20 - Ivory White |  22 - Natural Beech |
|  21 - Natural Cherry | |
|  24 - Yellow |  29 - Grey |
|  25 - Orange |  33 - Pale Rose |
|  26 - Red |  34 - Sea Blue |
|  28 - Blue | |

PACKAGING

Box Size: 66 x 66 x 62 cm

Box Volume: 0.27 m³

Weight: Gross - 6.9 Kg | Net - 2.6 Kg

POPPY

by Burkhard Dämmer

Medium Suspension **lzf**

SIZE



REFERENCES

POPPY SM E26 UL



COMPONENTS

- Wood Veneer Shade
- Matte Nickel Metal Canopy - $\varnothing 12$ cm
- 3 Steel Cables: 2.5 m
- Transparent Electrical Cable: 2.5 m

LIGHT SOURCE



120 - 277V

Recommended Bulb - Not Included
E26 Lamp Holder
LED A19 15 W, 540 lm*

*Measurements obtained by theoretical calculations at LZF using Ivory White shades & recommended bulbs. Veneer Ref: 20 Ivory White.

SELECT FROM FOLLOWING

WOOD VENEER FINISHES

- | | |
|---------------------|--------------------|
| 20 - Ivory White | 22 - Natural Beech |
| 21 - Natural Cherry | |
| 24 - Yellow | 29 - Grey |
| 25 - Orange | 33 - Pale Rose |
| 26 - Red | 34 - Sea Blue |
| 28 - Blue | |

PACKAGING

Box Size: 76 x 76 x 77 cm
Box Volume: 0.44 m³
Weight: Gross - 7.6 Kg | Net - 2.9 Kg

RAINDROP

by Javier Herrero Studio

Small Suspension **lzf**

SIZE



REFERENCES

RDROP SP UL

COMPONENTS

- Wood Veneer Shade
- Frosted Glass Ball
- Matte Nickel Metal Canopy - $\varnothing 8$ cm - disc $\varnothing 11.5$ cm
- Steel Cable: 2.5 m
- Transparent Electrical Cable: 2.5 m

LIGHT SOURCE



120V

Recommended Bulb - Included
G9 Lamp Holder
LED DIM 4.5 W, 228 lm*

*Measurements obtained by theoretical calculations at LZF using Ivory White shades & recommended bulbs. Veneer Ref: 20 Ivory White.

PACKAGING

Box Size: 42 x 30 x 27 cm
Box Volume: 0.03 m³
Weight: Gross - 2.1 Kg | Net - 0.7 Kg



SELECT FROM FOLLOWING

RECOMMENDED WOOD VENEER FINISHES


- | | |
|---------------------|--------------------|
| 20 - Ivory White | 22 - Natural Beech |
| 21 - Natural Cherry | |
| 28 - Blue | 33 - Pale Rose |
| 29 - Grey | 34 - Sea Blue |

RAINDROP

by Javier Herrero Studio

Medium Suspension **lzf**

SIZE



REFERENCES

RDROP SM UL

COMPONENTS

- Wood Veneer Shade
- Frosted Glass Ball
- Matte Nickel Metal Canopy - $\varnothing 8$ cm - disc $\varnothing 11.5$ cm
- Steel Cable: 2.5 m
- Transparent Electrical Cable: 2.5 m

LIGHT SOURCE 

120V

Recommended Bulb - Included
 G9 Lamp Holder
 LED DIM 4.5 W, 228 lm*

*Measurements obtained by theoretical calculations at LZF using Ivory White shades & recommended bulbs. Veneer Ref: 20 Ivory White.








PACKAGING

Box Size: 42 x 30 x 27 cm
Box Volume: 0.03 m³
Weight: Gross - 2.2 Kg | Net - 0.9 Kg



SELECT FROM FOLLOWING

RECOMMENDED WOOD VENEER FINISHES

-  20 - Ivory White
-  21 - Natural Cherry
-  22 - Natural Beech
-  28 - Blue
-  29 - Grey
-  33 - Pale Rose
-  34 - Sea Blue

SIZE



REFERENCES

SPRO SM 21 LED DIM0-10V UL
SPRO SM 21 LED DIMTRIAC UL

COMPONENTS

- Wood Veneer Shade
- Opaque Wood Shell
- White Acrylic Top Diffuser
- Transparent Acrylic Bottom Diffuser
- Black Metal Canopy: $\varnothing 17$ cm
- 4 Black Steel Cables: 2.5 m
- Black Electrical Cable: 2.5 m

LIGHT SOURCE



120 - 277V: Dimmable LED **0-10V** & Dimmable LED **TRIAC**

Driver: 1 x Constant Current 1.400 mA
Integrated LED: 10 x Lineal 5.5 W
2.700K, CRI>90, 48 W, 50-60Hz, 697 lm*

LED Position in Fixture

*Measurements obtained by photometric laboratory tests using Matte White outer shell and natural cherry shades. Veneer Ref: 21 Natural Cherry.

PACKAGING

Box Size: 92 x 92 x 48 cm - Wood Crated for transport
Box Volume: 0.42 m³
Weight: Gross - 22 Kg | Net - 10.1 Kg



SELECT FROM FOLLOWING

DIMMING SYSTEM

LED **0-10V** or **TRIAC**

LIGHT SOURCE TEMPERATURE

Available **2.700K**, **3.000K** or **4.000K**

TOP DIFFUSER

Available in **Black**, if you want no upward light diffusion

WOOD VENEER FINISH

21 - Natural Cherry

OPAQUE OUTER SHELL FINISH

21 - Natural Cherry

SIZE



REFERENCES

SPRO SM BK LED DIM0-10V UL
 SPRO SM BK LED DIMTRIAC UL
 SPRO SM WH LED DIM0-10V UL
 SPRO SM WH LED DIMTRIAC UL



COMPONENTS

Wood Veneer Shade

Acrylic Outer Shell

White Acrylic Top Diffuser
 Transparent Acrylic Bottom Diffuser

Metal Canopy: $\varnothing 17$ cm

4 Steel Cables: 2.5 m

Electrical Cable: 2.5 m

LIGHT SOURCE



120 - 277V: Dimmable LED **0-10V** & Dimmable LED **TRIAC**

Driver: 1 x Constant Current 1.400 mA
Integrated LED: 10 x Lineal 5.5 W
 2.700K, CRI>90, 48 W, 50-60Hz, 1.082 lm*

LED Position in Fixture

*Measurements obtained by photometric laboratory tests using Mat-tewhite outer shell and ivory white shades. Veneer Ref: 20 Ivory White.

PACKAGING

Box Size: 92 x 92 x 48 cm - Wood Crated for transport

Box Volume: 0.42 m³

Weight: Gross - 22 Kg | Net - 10.9 Kg

SELECT FROM FOLLOWING

DIMMING SYSTEM

LED **0-10V** or **TRIAC**

LIGHT SOURCE TEMPERATURE

Available **2.700K**, **3.000K** or **4.000K**

TOP DIFFUSER

Available in **Black**, if you want no upward light diffusion

WOOD VENEER FINISHES

- | | |
|----------------------------|---------------------------|
| 20 - Ivory White | 22 - Natural Beech |
| 21 - Natural Cherry | |
| 24 - Yellow | 29 - Grey |
| 25 - Orange | 33 - Pale Rose |
| 26 - Red | 34 - Sea Blue |
| 28 - Blue | |

ACRYLIC OUTER SHELL, CANOPY & CABLE FINISHES

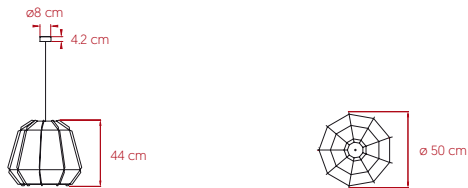
- BK** - Matte Black / Matte Black Canopy & Black Cable
- WH** - Matte White / Matte White Canopy & White Cable

STITCHES BAMAKO

by Burojet

Suspension **lzf**

SIZE



REFERENCES

STCH BMK S E26 UL



COMPONENTS

- Wood Veneer Shade
- Nickel Metal Canopy - \varnothing 8 cm - disc \varnothing 11.5 cm
- Transparent Electrical Cable: 2.5 m

LIGHT SOURCE 


120 - 277V

Recommended Bulb - Not Included
E26 Lamp Holder
LED Globe 12 W, 765 lm*

*Measurements obtained by theoretical calculations at LZF using Ivory White shades & recommended bulbs. Veneer Ref: 20 Ivory White.

SELECT FROM FOLLOWING

RECOMMENDED WOOD VENEER FINISHES

- | | |
|--|---|
|  20 - Ivory White |  33 - Pale Rose |
|  24 - Yellow |  34 - Sea Blue |
|  29 - Grey | |

PACKAGING

Box Size: 66 x 66 x 62 cm
Box Volume: 0.27 m³
Weight: Gross - 5.8 Kg | Net - 1.5 Kg

STITCHES TOMBUCTÚ

by Burojet

Suspension **lzf**

SIZE



REFERENCES

STCH TBTU S E26 UL



COMPONENTS

- Wood Veneer Shade
- Nickel Metal Canopy - $\varnothing 8$ cm - disc $\varnothing 11.5$ cm
- Transparent Electrical Cable: 2.5 m

LIGHT SOURCE



120 - 277V

Recommended Bulb - Not Included
E26 Lamp Holder
LED Globe 12 W, 765 lm*

*Measurements obtained by theoretical calculations at LZF using Ivory White shades & recommended bulbs. Veneer Ref: 20 Ivory White.

SELECT FROM FOLLOWING

RECOMMENDED WOOD VENEER FINISHES

- | | |
|------------------|----------------|
| 20 - Ivory White | 33 - Pale Rose |
| 24 - Yellow | 34 - Sea Blue |
| 29 - Grey | |

PACKAGING

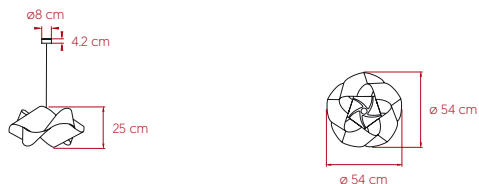
Box Size: 122 x 51 x 51 cm
Box Volume: 0.32 m³
Weight: Gross - 5.8 Kg | Net - 1.4 Kg

SWIRL

by Ray Power

Small Suspension **lzf**

SIZE



REFERENCES

SWRL SP BK E26 UL
SWRL SP NI E26 UL
SWRL SP WH E26 UL



COMPONENTS

Wood Veneer Shade

Metal Tripod

Metal Canopy - $\varnothing 8$ cm - disc $\varnothing 11.5$ cm

Electrical Cable: 2.5 m

LIGHT SOURCE



120 - 277V

Recommended Bulb - Not Included
E26 Lamp Holder
LED Globe 12 W, 855 lm*

*Measurements obtained by theoretical calculations at LZF using Ivory White shades & recommended bulbs. Veneer Ref: 20 Ivory White.

SELECT FROM FOLLOWING

WOOD VENEER FINISHES

- | | |
|---------------------|--------------------|
| 20 - Ivory White | 22 - Natural Beech |
| 21 - Natural Cherry | |
| 24 - Yellow | 29 - Grey |
| 25 - Orange | 33 - Pale Rose |
| 26 - Red | 34 - Sea Blue |
| 28 - Blue | |

CANOPY, CABLE & TRIPOD FINISHES

- | |
|---|
| BK - Matte Black / Black Cable & Black Tripod |
| WH - Matte White / White Cable & White Tripod |
| NI - Nickel / Transparent Cable & Nickel Tripod |

PACKAGING

Box Size: 61 x 61 x 34 cm

Box Volume: 0.13 m³

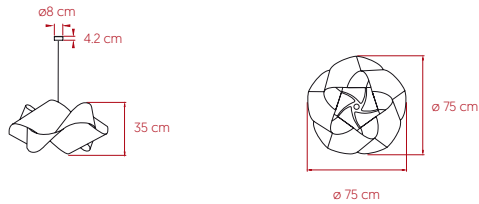
Weight: Gross - 4.4 Kg | Net - 1.3 Kg

SWIRL

by Ray Power

Large Suspension **lzf**

SIZE



REFERENCES

- SWRL SG BK E26 UL
- SWRL SG NI E26 UL
- SWRL SG WH E26 UL

COMPONENTS

- Wood Veneer Shade
- Metal Tripod
- Metal Canopy - $\varnothing 8$ cm - disc $\varnothing 11.5$ cm
- Electrical Cable: 2.5 m

LIGHT SOURCE



120 - 277V

- Recommended Bulb - Not Included
- E26 Lamp Holder
- LED Globe 12 W, 855 lm*

*Measurements obtained by theoretical calculations at LZF using Ivory White shades & recommended bulbs. Veneer Ref: 20 Ivory White.

PACKAGING

- Box Size: 79 x 79 x 42 cm
- Box Volume: 0.26 m³
- Weight: Gross - 6.6 Kg | Net - 1.6 Kg



SELECT FROM FOLLOWING

WOOD VENEER FINISHES

- | | |
|---------------------|--------------------|
| 20 - Ivory White | 22 - Natural Beech |
| 21 - Natural Cherry | |
| 24 - Yellow | 29 - Grey |
| 25 - Orange | 33 - Pale Rose |
| 26 - Red | 34 - Sea Blue |
| 28 - Blue | |

CANOPY, CABLE & TRIPOD FINISHES

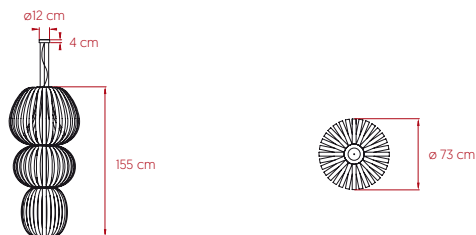
- BK - Matte Black / Black Cable & Black Tripod
- WH - Matte White / White Cable & White Tripod
- NI - Nickel / Transparent Cable & Nickel Tripod

TOTEM

by Burkhard Dämmer & Marivi Calvo

Small Suspension - LED **lzf**

SIZE



REFERENCES

TOT3 S LED DIM0-10V UL

TOT3 S LED DIMTRIAC UL



COMPONENTS

Wood Veneer Shade

Matte Nickel Metal Canopy: $\varnothing 12$ cm

3 Steel Cables: 2.5 m

Transparent Electrical Cable: 2.5 m

LIGHT SOURCE



120 - 277V: Dimmable LED **0-10V** & Dimmable LED **TRIAC**

Driver: 2 x Constant Current 900 mA
Integrated LED: 20 x 0.27 m Lineal 5.5 W/m
2.700K, CRI>90, 60 W, 50-60Hz, 1.795 lm*

LED Position in Fixture

*Measurements obtained by theoretical calculations at LZf using natural cherry shades. Veneer Ref: 21 Natural Cherry.

PACKAGING

Box Size:

Box 1: 76 x 76 x 69 cm | 0.40 m³ | 7.1 Kg [Popy SM Shade]

Box 2: 66 x 66 x 52 cm | 0.23 m³ | 5.9 Kg [Popy SP Shade]

Box 3: 51 x 51 x 62 cm | 0.16 m³ | 4 Kg [Pod SP Shade]

Box 4: 182 x 37 x 25 cm | 0.17 m³ | 9.5 Kg [Electric kit]

Weight: Total Gross - 26.5 Kg | Total Net - 15 Kg

SELECT FROM FOLLOWING

DIMMING SYSTEM

LED **0-10V** or **TRIAC**

LIGHT SOURCE TEMPERATURE

Available **2.700K**, **3.000K** or **4.000K**

RECOMMENDED WOOD VENEER FINISHES

20 - Ivory White

21 - Natural Cherry

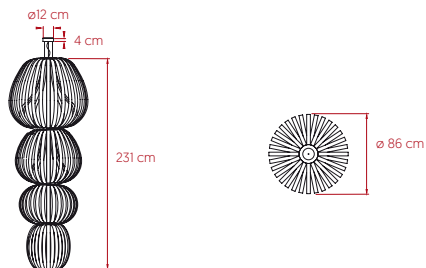
22 - Natural Beech

TOTEM

by Burkhard Dämmer & Mariví Calvo

Medium Suspension - LED **lzf**

SIZE



REFERENCES

TOT4 S LED DIM0-10V UL

TOT4 S LED DIMTRIAC UL



COMPONENTS

Wood Veneer Shade

Matte Nickel Metal Canopy: $\varnothing 12$ cm

3 Steel Cables: 2.5 m

Transparent Electrical Cable: 2.5 m

LIGHT SOURCE



120 - 277V: Dimmable LED **0-10V** & Dimmable LED **TRIAC**

Driver: 3 x Constant Current 900 mA

Integrated LED: 28 x 0.27 m Lineal 5.5 W/m
2.700K, CRI>90, 90 W, 50-60Hz, 2.513 lm*

LED Position in Fixture

*Measurements obtained by theoretical calculations at LZf using Ivory White shades & recommended bulbs. Veneer Ref: 20 Ivory White.

PACKAGING

Box Size:

Box 1: 101 x 101 x 84 cm | 0.86 m³ | 10.9 Kg [Popy SG Shade]

Box 2: 76 x 76 x 69 cm | 0.40 m³ | 7.1 Kg [Popy SM Shade]

Box 3: 66 x 66 x 52 cm | 0.23 m³ | 5.9 Kg [Popy SP Shade]

Box 4: 51 x 51 x 62 cm | 0.16 m³ | 4 Kg [Pod SP Shade]

Box 5: 182 x 37 x 25 cm | 0.17 m³ | 10.4 Kg [Electric kit]

Weight: Total Gross - 38.3 Kg | Total Net - 22 Kg

SELECT FROM FOLLOWING

DIMMING SYSTEM

LED **0-10V** or **TRIAC**

LIGHT SOURCE TEMPERATURE

Available **2.700K**, **3.000K** or **4.000K**

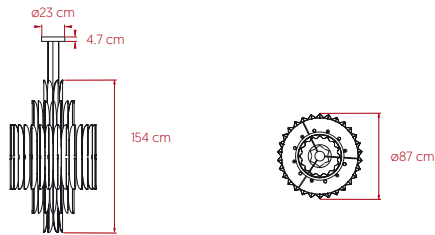
RECOMMENDED WOOD VENEER FINISHES

20 - Ivory White

21 - Natural Cherry

22 - Natural Beech

SIZE



REFERENCES

VOLR S GD E26 UL

COMPONENTS

- Wood Veneer Shade
- Gold Metal Structure
- Gold Metal Canopy: ø23 cm
- 3 Steel Cables: 5 m
- Gold Cloth cord Electrical Cable: 5 m

LIGHT SOURCE



120 - 277V: Dimmable

Recommended Bulbs - Included
E12 Lamp Holder - 14 LED Candle DIM 7W, 2.800K
E26 Lamp Holder - 2 LED Globe DIM 11W, 3.000K
8.780 lm*

*Measurements obtained by theoretical calculations at LZf using Ivory White shades & recommended bulbs. Veneer Ref: 23 Natural White.

PACKAGING

Box 1: 76 x 76 x 77 cm | 0.44 m³ | 19 Kg
Box 2: 76 x 76 x 77 cm | 0.44 m³ | 15.7 Kg
Weight: Total Gross - 34.7 Kg | Total Net - 18 Kg

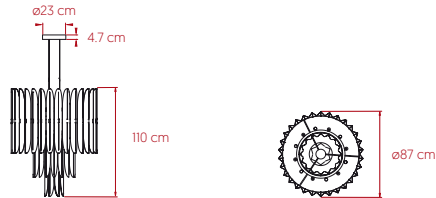


SELECT FROM FOLLOWING

WOOD VENEER & METAL FINISHES COMBINATIONS

Wood Veneer Metal
● 23 - Natural White with ● GD - Gold

SIZE



REFERENCES

VOLR S GD SHORT E26 UL

COMPONENTS

- Wood Veneer Shade
- Gold Metal Structure
- Gold Metal Canopy: $\varnothing 23$ cm
- 3 Steel Cables: 5 m
- Gold Cloth cord Electrical Cable: 5 m

LIGHT SOURCE



120 - 277V: Dimmable

Recommended Bulbs - Included
E12 Lamp Holder - 14 LED Candle DIM 7W, 2.800K
E26 Lamp Holder - 2 LED Globe DIM 11W, 3.000K
8.780 lm*

*Measurements obtained by theoretical calculations at LZf using Ivory White shades & recommended bulbs. Veneer Ref: 23 Natural White.

PACKAGING

Box 1: 76 x 76 x 77 cm | 0.44 m³ | 19 Kg
Box 2: 76 x 76 x 77 cm | 0.44 m³ | 15.7 Kg
Weight: Total Gross - 34.7 Kg | Total Net - 18 Kg



SELECT FROM FOLLOWING

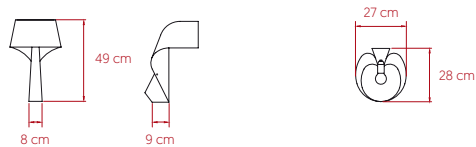
WOOD VENEER & METAL FINISHES COMBINATIONS

Wood Veneer Metal
● **23** - Natural White with ● **GD** - Gold

TABLE LAMPS

A-Z	PAGE
Air	70
Chou	71
Eris	72
I-Club	73
Kactos	74
Lola	75
Omma 1 Leaf	76
Thesis	77
Tiny	78

SIZE



REFERENCES

AIR MG E12 UL

COMPONENTS

- Wood Veneer Shade
- Chrome Metal Base
- Transparent Electrical Cable with Dimming Switch: 145 cm

LIGHT SOURCE



120V

Recommended Bulb - Not Included
E12 Lamp Holder
LED Mini Globe 5 W, 280 lm*

*Measurements obtained by theoretical calculations at LZF using ivory white shades & recommended bulbs. Veneer Ref: 20 Ivory White.

PACKAGING

Box Size: 54 x 36 x 36 cm
Box Volume: 0.07 m³
Weight: Gross - 1.3 Kg | Net - 0.7 Kg



SELECT FROM FOLLOWING

WOOD VENEER FINISHES

- | | |
|---------------------|--------------------|
| 20 - Ivory White | 22 - Natural Beech |
| 21 - Natural Cherry | |
| 24 - Yellow | 29 - Grey |
| 25 - Orange | 33 - Pale Rose |
| 26 - Red | 34 - Sea Blue |
| 28 - Blue | |

SIZE



REFERENCES

CHOU MN LED UL




COMPONENTS

- Wood Veneer Shade
- Matte Satin Acrylic Diffuser
- Black Metal Base & Handle
- Rechargeable Battery:
2.7-4.2V 5800 mAh - INR18650 29E
8 Hours Autonomy at 90% Power
- IN CHARGE: USB Type C
- On / Off Pulse Dimmer

LIGHT SOURCE

Integrated LED: SMD 1 W
2.700K,, CRI 80, 4 W, 50.000 h, 315 lm*

LED Position in Fixture 











*Measurements obtained by theoretical calculations at LZF using ivory white shades & recommended bulbs. Veneer Ref: 20 Ivory White.

PACKAGING

Box Size: 19 x 19 x 35 cm
Box Volume: 0.01 m³
Weight: Gross - 1.5 Kg | Net - 0.62 Kg

SELECT FROM FOLLOWING

WOOD VENEER FINISHES

-  **20** - Ivory White
-  **21** - Natural Cherry
-  **22** - Natural Beech
-  **24** - Yellow
-  **25** - Orange
-  **26** - Red
-  **28** - Blue
-  **29** - Grey
-  **33** - Pale Rose
-  **34** - Sea Blue

SIZE



REFERENCES

ERIS M AL UL
ERIS M BK UL

COMPONENTS

- Wood Veneer Shade
- Hand Blown Glass: Borosilicate
Borosilicate glass is highly resistant to thermal shock
- Metal Base
- Black Electrical Cable with Dimming Switch: 145 cm

LIGHT SOURCE

120V

Recommended Bulb - Included
GU10 Lamp Holder
LED DIM 6 W, 500 lm*

*Measurements obtained by theoretical calculations at LZf using ivory white shades & recommended bulbs. Veneer Ref: 20 Ivory White.

PACKAGING

Box Size: 54 x 36 x 36 cm
Box Volume: 0.07 m³
Weight: Gross - 5 Kg | Net - 2 Kg



SELECT FROM FOLLOWING

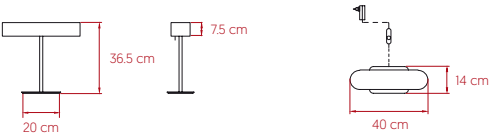
RECOMMENDED WOOD VENEER FINISHES

- 20 - Ivory White
- 21 - Natural Cherry
- 22 - Natural Beech
- 33 - Pale Rose
- 34 - Sea Blue

METAL STRUCTURE FINISHES

- BK - Matte Black
- AL - Aluminium

SIZE



REFERENCES

I M LED UL


COMPONENTS

- Wood Veneer Shade
- Matte Satin Acrylic Bottom & Upper Diffuser
- Touch on/off Dimming Rod
- Black Electrical Cable: 145 cm
- Plug-in Driver

LIGHT SOURCE

120V

Driver: 1 x CV 24V
Integrated LED: 4 x 0.35 m Strip 10 W/m
2.700K, CRI>90, 18 W, 50-60Hz, 524 lm*

LED Position in Fixture 

*Measurements obtained by theoretical calculations at LZf using ivory white shades & recommended bulbs. Veneer Ref: 20 Ivory White.

PACKAGING

Box Size: 51 x 51 x 32 cm
Box Volume: 0.08 m³
Weight: Gross - 4 Kg | Net - 1.7 Kg



SELECT FROM FOLLOWING

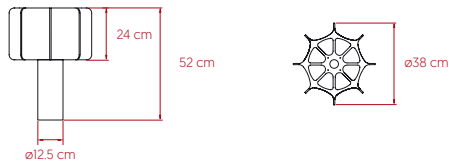
LIGHT SOURCE TEMPERATURE

Available 2.700K, 3.000K or 4.000K

WOOD VENEER FINISHES

- 20 - Ivory White
- 21 - Natural Cherry
- 22 - Natural Beech
- 24 - Yellow
- 25 - Orange
- 26 - Red
- 28 - Blue
- 29 - Grey
- 33 - Pale Rose
- 34 - Sea Blue

SIZE



REFERENCES

KTO M BK E26 UL
KTO M WH E26 UL

COMPONENTS

- Wood Veneer Shade
- Ceramic Base with Rubber Antislip Bottom
- Acrylic Frame
- Electrical Cable with Dimming Switch: 145 cm

LIGHT SOURCE



120 - 277V

Recommended Bulb - Not Included
E26Lamp Holder
LED Globe DIM 8.5W, 800 lm*

*Measurements obtained by theoretical calculations at LZf using Ivory White shades & recommended bulbs. Veneer Ref: 20 Ivory White.

PACKAGING

Box Size: 40 x 40 x 46 cm
Box Volume: 0.074 m³
Weight: Gross - 4.2 Kg | Net - 2.2 Kg



SELECT FROM FOLLOWING

RECOMMENDED WOOD VENEER FINISHES

- 20 - Ivory White
- 21 - Natural Cherry
- 22 - Natural Beech
- 26 - Red
- 28 - Blue
- 29 - Grey
- 33 - Pale Rose
- 34 - Sea Blue

CERAMIC BASE, ACRYLIC FRAME & CABLE FINISHES

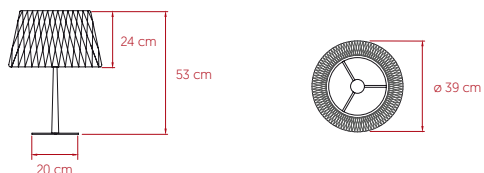
- BK - Matte Black / Black Frame & Black Cable
- WH - Matte White / White Frame & White Cable

LOLA

by Ray Power

Medium Table **lzf**

SIZE



REFERENCES

LOLA MM BK E26 UL
LOLA MM GD E26 UL
LOLA MM IV E26 UL



COMPONENTS

Wood Veneer Shade

Transparent Acrylic Frame

Metal Foot & Base

Black Electrical Cable with Dimming Switch: 155 cm

LIGHT SOURCE



120V

Recommended Bulb - Not Included
E26 Lamp Holder
LED Globe 12 W, 810 lm*

*Measurements obtained by theoretical calculations at LZf using ivory white shades & recommended bulbs. Veneer Ref: 20 Ivory White.

SELECT FROM FOLLOWING

WOOD VENEER FINISHES

20 - Ivory White

22 - Natural Beech

METAL FINISHES

BK - Matte Black

GD - Gold

IV - Matte Ivory

PACKAGING

Box Size: 51 x 51 x 53 cm

Box Volume: 0.14 m³

Weight: Gross - 5.4 Kg | Net - 2.4 Kg

OMMA 1 LEAF

by Eli Gutiérrez

Table - LED **lzf**

SIZE



REFERENCES

OM M1 BK LED UL
OM M1 GD LED UL




COMPONENTS

- Wood Veneer Shade
- Metal Stem & Structure
- Black Electrical Cable with Dimming Switch: 145 cm
- Plug-in Driver

LIGHT SOURCE

120V

Driver: 1 x Constant Voltage 24V
Integrated LED: 1 x Lineal 9 W
2.700K , CRI>90, 8 W, 50-60Hz, 720 lm*

LED Position in Fixture 

*Measurements obtained by photometric test at LZf using natural white shades & recommended bulbs. Veneer Ref: 23 Natural White.

PACKAGING

Box Size: 50 x 50 x 30 cm
Box Volume: 0.08 m³
Weight: Gross - 7.5 Kg | Net - 3.8 Kg

SELECT FROM FOLLOWING

LIGHT SOURCE TEMPERATURE

Available **2.700K, 3.000K or 4.000K**

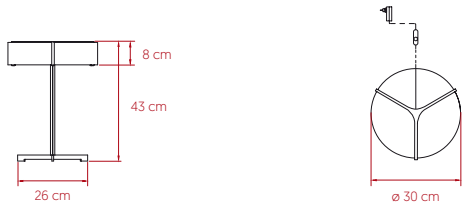
WOOD VENEER FINISHES

-  **21** - Natural Cherry
-  **23** - Natural White
-  **22** - Natural Beech

METAL STRUCTURE

-  **BK** - Matte Black
-  **GD** - Gold

SIZE



REFERENCES

THES M BK LED UL
THES M IV LED UL

COMPONENTS

- Wood Veneer Shade
- Metal Tripod, Stem & Structure
- Black Electrical Cable with Dimming Switch: 145 cm

LIGHT SOURCE



120V

Driver: 1 x Constant Voltage 24V
Integrated LED: 3 x 0.1 m Strip 24V
2.700K, CRI>90, 9 W, 50-60Hz, 347 lm*

LED Position in Fixture

*Measurements obtained by theoretical calculations at LZF using ivory white shades & recommended bulbs. Veneer Ref: 20 Ivory White.

PACKAGING

Box Size: 41 x 41 x 48 cm
Box Volume: 0.08 m³
Weight: Gross - 3.5 Kg | Net - 1.2 Kg



SELECT FROM FOLLOWING

LIGHT SOURCE TEMPERATURE

Available 2.700K, 3.000K or 4.000K

WOOD VENEER FINISHES

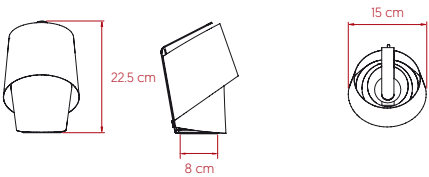
● 20 - Ivory White

METAL STRUCTURE

● BK - Matte Black

● IV - Matte Ivory

SIZE



REFERENCES

TINY M UL
TINY M DIM UL

COMPONENTS

- Wood Veneer Shade
- Black Metal Base & Handle
- Black Electrical Cable with Switch: 145 cm
- Black Electrical Cable with Dimming Switch: 145 cm [DIM ref.]

LIGHT SOURCE



120V
Recommended Bulb - Not Included
E12 Lamp Holder
LED Mini Globe DIM 5W, 470 lm*

*Measurements obtained by theoretical calculations at LZF using Ivory White shades & recommended bulbs. Veneer Ref: 20 Ivory White.

** Remember to use a dimming bulb, if you order the lamp with a dimming switch

PACKAGING

Box Size: 19 x 19 x 35 cm
Box Volume: 0.02 m³
Weight: Gross - 1 Kg | Net - 0.7 Kg



SELECT FROM FOLLOWING

DIMMING SYSTEM

With or without Dimming Switch**

WOOD VENEER FINISHES

- | | |
|---------------------|--------------------|
| 20 - Ivory White | 22 - Natural Beech |
| 21 - Natural Cherry | |
| 24 - Yellow | 29 - Grey |
| 25 - Orange | 33 - Pale Rose |
| 26 - Red | 34 - Sea Blue |
| 28 - Blue | |

FLOOR LAMPS

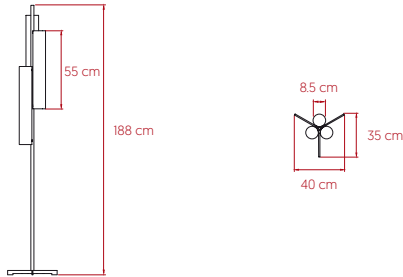
A-Z	PAGE
Black Note Triplet	82
Link	83
Lola	84
Omma	85
Thesis	86

BLACK NOTE TRIPLET

by Ramón Esteve Studio

Floor - LED **lzf**

SIZE



REFERENCES

- BKNT TR P BK LED UL
- BKNT TR P GD LED UL
- BKNT TR RD P BK LED UL
- BKNT TR RD P GD LED UL

COMPONENTS

- Wood Veneer Shade
- Metal Stem & Base
- Triangular or Rounded Tube
- Black Electrical Cable with Dimming Switch: 185 cm

LIGHT SOURCE

120V

Driver: 1 x Constant Voltage 24V
Integrated LED: 3 x Strip 24W
2.700K, CRI>90, 25 W, 50-60Hz, 965 lm*

LED Position in Fixture

*Measurements obtained by theoretical calculations at LZF using ivory white shades & recommended bulbs. Veneer Ref: 20 Ivory White.

PACKAGING

- Box Size:** 191 x 46 x 16 cm
- Box Volume:** 0.14 m³
- Weight:** Gross - 8 Kg | Net - 4 Kg



SELECT FROM FOLLOWING

LIGHT SOURCE TEMPERATURE

Available **2.700K, 3.000K or 4.000K**

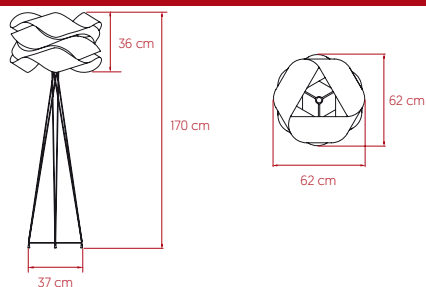
WOOD VENEER FINISHES

- 20** - Ivory White
- 21** - Natural Cherry
- 22** - Natural Beech

METAL FINISHES

- BK** - Matte Black
- GD** - Gold

SIZE



REFERENCES

LK P E26 UL



COMPONENTS

Wood Veneer Shade

Matte Nickel Metal Base

Black Metal Tripod

Transparent Electrical Cable with Dimming Switch: 185 cm

LIGHT SOURCE



120V

Recommended Bulb - Not Included

E26 Lamp Holder

LED Globe 12 W, 855 lm*

*Measurements obtained by theoretical calculations at LZf using ivory white shades & recommended bulbs. Veneer Ref: 20 Ivory White.

SELECT FROM FOLLOWING

WOOD VENEER FINISHES

- | | |
|---------------------|--------------------|
| 20 - Ivory White | 22 - Natural Beech |
| 21 - Natural Cherry | |
| 24 - Yellow | 29 - Grey |
| 25 - Orange | 33 - Pale Rose |
| 26 - Red | 34 - Sea Blue |
| 28 - Blue | |

PACKAGING

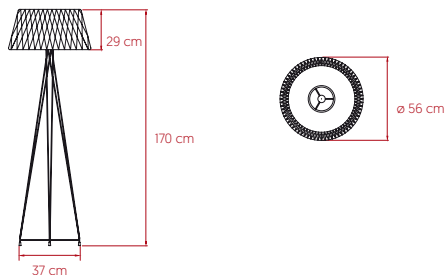
Box Size:

Box 1: 65 x 65 x 49 cm | 0.21 m³ | 2.4 Kg [Shade]

Box 2: 162 x 11 x 11 cm | 0.02 m³ | 2.5 Kg [Foot]

Weight: Gross - 4.9 Kg | Net - 3.1 Kg

SIZE



REFERENCES

LOLA P BK UL
LOLA P GD UL
LOLA P IV UL
LOLA P NI UL

COMPONENTS

Wood Veneer Shade

Transparent Acrylic Frame

Metal Base

Electrical Cable with Dimming Switch: 185 cm

LIGHT SOURCE



120V

Recommended Bulb - Not Included
E26 Lamp Holder
LED Globe 12 W, 855 lm*

*Measurements obtained by theoretical calculations at LZf using ivory white shades & recommended bulbs. Veneer Ref: 20 Ivory White.

PACKAGING

Box Size:

Box 1: 66 x 66 x 42 cm | 0.18 m³ | 5.5 Kg [Shade]

Box 2: 162 x 11 x 11 cm | 0.02 m³ | 2.5 Kg [Foot]

Weight: Gross - 8 Kg | Net - 4.1 Kg



SELECT FROM FOLLOWING

WOOD VENEER FINISHES

20 - Ivory White

22 - Natural Beech

METAL & CABLE FINISHES

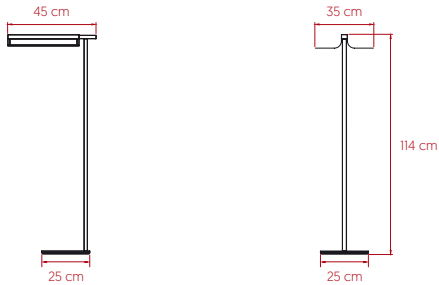
BK - Matte Black & Black Cable

IV - Ivory White & Black Cable

NI - Nickel & Black Cable

GD - Gold & Gold Cable

SIZE



REFERENCES

OM P BK LED UL
OM P GD LED UL



COMPONENTS

- Wood Veneer Shade
- Metal Stem & Base
- Black Electrical Cable with Dimming Switch: 185 cm

LIGHT SOURCE

120V

Driver: 1 x Constant Voltage 24V
Integrated LED: 1 x Lineal 15 W
2.700K, CRI>90, 9 W, 50-60Hz, 960 lm*

LED Position in Fixture

*Measurements obtained by photometric test at LZf using natural white shades & recommended bulbs. Veneer Ref: 23 Natural White.

SELECT FROM FOLLOWING

LIGHT SOURCE TEMPERATURE

Available **2.700K, 3.000K or 4.000K**

WOOD VENEER FINISHES

- 21 - Natural Cherry**
- 23 - Natural White**
- 22 - Natural Beech**

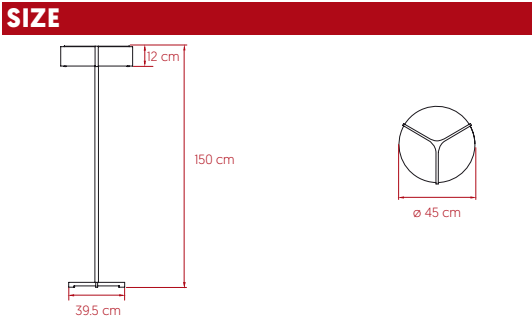
METAL STRUCTURE

- BK - Matte Black**
- GD - Gold**

PACKAGING

Box Size: 163 x 56 x 34 cm - Special palletized packaging
Box Volume: 0.31 m³
Weight: Gross - 29 Kg | Net - 5.9 Kg

SIZE



REFERENCES

THES P 150 BK LED UL
 THES P 150 IV LED UL

COMPONENTS

- Wood Veneer Shade
- Metal Tripod, Stem & Base
- Black Electrical Cable with Dimming Switch: 185 cm

LIGHT SOURCE



120V

Driver: 1 x Constant Voltage 24V
 Integrated LED: 3 x 0.3 m Strip 24V
 2.700K, CRI>90, 25 W, 50-60Hz, 1.040 lm*

LED Position in Fixture



*Measurements obtained by theoretical calculations at LZf using ivory white shades & recommended bulbs. Veneer Ref: 20 Ivory White.

PACKAGING

Box Size: 162 x 59 x 56 cm - Wood crated for transport
 Box Volume: 0.53 m³
 Weight: Gross - 18.1 Kg | Net - 3.8 Kg



SELECT FROM FOLLOWING

LIGHT SOURCE TEMPERATURE

Available 2.700K, 3.000K or 4.000K

WOOD VENEER FINISHES

20 - Ivory White

METAL STRUCTURE

BK - Matte Black

IV - Matte Ivory

WALL LAMPS

A-Z	PAGE
Air	90
Black Note	91
Candela	92
Gea	94
Guijarro	100
I-Club	106
Lens	108
Lola	111
Omma	112
Orbit	113
Thesis	115

SIZE



REFERENCES

AIR A E12 UL

COMPONENTS

Wood Veneer Shade

White Metal Back Plate

LIGHT SOURCE



120V

Recommended Bulb - Not Included
E12 Lamp Holder
LED Mini Globe 5 W, 280 lm*

LED Position in Fixture

*Measurements obtained by theoretical calculations at LZf using ivory white shades & recommended bulbs. Veneer Ref: 20 Ivory White.

PACKAGING

Box Size: 42 x 30 x 27 cm
Box Volume: 0.03 m³
Weight: Gross - 1.3 Kg | Net - 0.3 Kg



SELECT FROM FOLLOWING

WOOD VENEER FINISHES


- | | |
|---------------------|--------------------|
| 20 - Ivory White | 22 - Natural Beech |
| 21 - Natural Cherry | |
| 24 - Yellow | 29 - Grey |
| 25 - Orange | 33 - Pale Rose |
| 26 - Red | 34 - Sea Blue |
| 28 - Blue | |

BLACK NOTE DUPLET

by Ramón Esteve Studio

Wall - LED **lzf**

SIZE



REFERENCES

- BKNT DU A BK LED DIM0-10V UL
- BKNT DU A BK LED DIMTRIAC UL
- BKNT DU A GD LED DIM0-10V UL
- BKNT DU A GD LED DIMTRIAC UL

COMPONENTS

- Wood Veneer Shade
- Metal Structure
- Metal Back Plate

LIGHT SOURCE ADA Compliant

120 - 277V: Dimmable LED **0-10V** & Dimmable LED **TRIAC**

Driver: 1 x Constant Current 250 mA
Integrated LED: 2 x Lineal 15 W
2.700K, CRI>90, 10 W, 50-60Hz, 342 lm*

LED Position in Fixture

*Measurements obtained by photometric laboratory tests using ivory white shades. Veneer Ref: 20 Ivory White.

PACKAGING

Box Size: 37 x 33 x 8 cm
Box Volume: 0.01 m³
Weight: Gross - 2.3 Kg | Net - 1.3 Kg



SELECT FROM FOLLOWING

DIMMING SYSTEM

LED **0-10V** or **TRIAC**

LIGHT SOURCE TEMPERATURE

Available **2.700K**, **3.000K** or **4.000K**

WOOD VENEER FINISHES

- 20** - Ivory White
- 21** - Natural Cherry
- 22** - Natural Beech

METAL STRUCTURE FINISHES

- BK** - Matte Black
- GD** - Gold

SIZE



REFERENCES

CAND AM UL

COMPONENTS

Multicolor Wood Veneer Shade

Matte Satin Acrylic Frontal Diffusser

Metal Back Plate

Each piece is numbered and signed by the artist

LIGHT SOURCE



120V

Recommended Bulb - Included
GX53 Lamp Holder
LED Slim Lamp 7 W, 520 lm*

*Measurements obtained by theoretical calculations at LZf.

PACKAGING

Box Size: 78 x 78 x 40 cm
Box Volume: 0.24 m³
Weight: Gross - 3.5 Kg |




SELECT FROM FOLLOWING

HOW TO BUY

In our web page, where you will be able to see what versions of Candela are available.

Use the “add to cart” button to select your fixture, and wait for your order confirmation.

SIZE



ø ~ 55 - 85 cm

REFERENCES

CAND AG UL

COMPONENTS

Multicolor Wood Veneer Shade

Matte Satin Acrylic Frontal Diffusser

Metal Back Plate

Each piece is numbered and signed by the artist

LIGHT SOURCE



120V

Recommended Bulb - Included
GX53 Lamp Holder
LED Slim Lamp 7 W, 520 lm*

*Measurements obtained by theoretical calculations at LZf.

PACKAGING

Box Size: 87 x 87 x 32 cm
Box Volume: 0.24 m³
Weight: Gross - 6.4 Kg |



SELECT FROM FOLLOWING

HOW TO BUY

In our web page, where you will be able to see what versions of Candela are available.

Use the "add to cart" button to select your fixture, and wait for your order confirmation.

GEA G20

by Mariví Calvo

SIZE



REFERENCES

G20 A GX53 UL

COMPONENTS

- Wood Veneer Shade
- Matte Satin Acrylic Frontal Diffusser
- Metal Back Plate

LIGHT SOURCE

ADA Compliant 

120V

Recommended Bulb - Included
GX53 Lamp Holder
LED Slim Lamp 7 W, 350 lm*

*Measurements obtained by theoretical calculations at LZF using ivory white shades & recommended bulbs. Veneer Ref: 20 Ivory White.











PACKAGING

Box Size: 24 x 24 x 42 cm
Box Volume: 0.02 m³
Weight: Gross - 1.7 Kg | Net - 0.6 Kg



SELECT FROM FOLLOWING

WOOD VENEER FINISHES

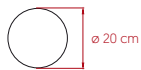
- | | |
|---|---|
|  20 - Ivory White |  22 - Natural Beech |
|  21 - Natural Cherry | |
|  24 - Yellow |  29 - Grey |
|  25 - Orange |  33 - Pale Rose |
|  26 - Red |  34 - Sea Blue |
|  28 - Blue | |

GEA G20

by Mariví Calvo

Small Wall & Ceiling - LED **lzf**

SIZE



ø 20 cm



9.5 cm

REFERENCES

G20 A LED DIM0-10V UL
G20 A LED DIMTRIAC UL

COMPONENTS

Wood Veneer Shade

Matte Satin Acrylic Frontal Diffuser


Metal Back Plate

LIGHT SOURCE

ADA Compliant 

120 - 277V: Dimmable LED **0-10V** & Dimmable LED **TRIAC**

Driver: Constant Current 250 mA
Integrated LED: 1 x Corona 12 W
2.700K, CRI>90, 12 W, 50-60Hz, 702 lm*

LED Position in Fixture 

*Measurements obtained by photometric laboratory tests using ivory white shades. Veneer Ref: 20 Ivory White.

PACKAGING

Box Size: 24 x 24 x 42 cm

Box Volume: 0.02 m³

Weight: Gross - 1.5 Kg | Net - 1 Kg



SELECT FROM FOLLOWING











DIMMING SYSTEM

LED **0-10V** or **TRIAC**

LIGHT SOURCE TEMPERATURE

Available **2.700K**, **3.000K** or **4.000K**

WOOD VENEER FINISHES

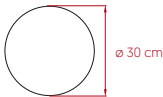
- | | |
|--|--|
|  20 - Ivory White |  26 - Red |
|  21 - Natural Cherry |  28 - Blue |
|  22 - Natural Beech |  29 - Grey |
|  24 - Yellow |  33 - Pale Rose |
|  25 - Orange |  34 - Sea Blue |

GEA G30

by Mariví Calvo

Medium Wall & Ceiling **lzf**

SIZE



9.5 cm

REFERENCES

G30 A GX53 UL

COMPONENTS

Wood Veneer Shade

Matte Satin Acrylic Frontal Diffusser

Metal Back Plate

LIGHT SOURCE

ADA Compliant 

120V











Recommended Bulb - Included
GX53 Lamp Holder
LED Slim Lamp 7 W, 350 lm*

*Measurements obtained by theoretical calculations at LZF using ivory white shades & recommended bulbs. Veneer Ref: 20 Ivory White.



SELECT FROM FOLLOWING

WOOD VENEER FINISHES

- | | |
|---|---|
|  20 - Ivory White |  22 - Natural Beech |
|  21 - Natural Cherry | |
|  24 - Yellow |  29 - Grey |
|  25 - Orange |  33 - Pale Rose |
|  26 - Red |  34 - Sea Blue |
|  28 - Blue | |

PACKAGING

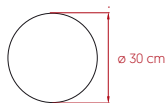
Box Size: 41 x 41 x 27 cm
Box Volume: 0.05 m³
Weight: Gross - 2.4 Kg | Net - 0.9 Kg

GEA G30

by Mariví Calvo

Medium Wall & Ceiling - LED **lzf**

SIZE



REFERENCES

G30 A LED DIM0-10V UL
G30 A LED DIMTRIAC UL

COMPONENTS

Wood Veneer Shade

Matte Satin Acrylic Frontal Diffuser


Metal Back Plate

LIGHT SOURCE

ADA Compliant 

120 - 277V: Dimmable LED 0-10V & Dimmable LED TRIAC

Driver: Constant Current 500 mA
Integrated LED: 1 x Corona 46.2 W
2.700K, CRI>90, 17 W, 50-60Hz, 1.053 lm*

LED Position in Fixture 

*Measurements obtained by photometric laboratory tests using ivory white shades. Veneer Ref: 20 Ivory White.

PACKAGING

Box Size: 41 x 41 x 27 cm

Box Volume: 0.05 m³

Weight: Gross - 3.1 Kg | Net - 1.9 Kg



SELECT FROM FOLLOWING











DIMMING SYSTEM

LED 0-10V or TRIAC

LIGHT SOURCE TEMPERATURE

Available 2.700K, 3.000K or 4.000K

WOOD VENEER FINISHES

- | | |
|---|---|
|  20 - Ivory White |  26 - Red |
|  21 - Natural Cherry |  28 - Blue |
|  22 - Natural Beech |  29 - Grey |
|  24 - Yellow |  33 - Pale Rose |
|  25 - Orange |  34 - Sea Blue |

SIZE



REFERENCES

G42 A GX53 UL

COMPONENTS

- Wood Veneer Shade
- Matte Satin Acrylic Frontal Diffusser
- Metal Back Plate

LIGHT SOURCE

ADA Compliant



120V

Recommended Bulb - Included
GX53 Lamp Holder
LED Slim Lamp 7 W, 350 lm*

*Measurements obtained by theoretical calculations at LZF using ivory white shades & recommended bulbs. Veneer Ref: 20 Ivory White.

PACKAGING

Box Size: 51 x 51 x 32 cm
Box Volume: 0.08 m³
Weight: Gross - 4.6 Kg | Net - 1.8 Kg



SELECT FROM FOLLOWING

WOOD VENEER FINISHES

- 20 - Ivory White

21 - Natural Cherry

22 - Natural Beech
- 24 - Yellow

25 - Orange

26 - Red

28 - Blue

29 - Grey

33 - Pale Rose

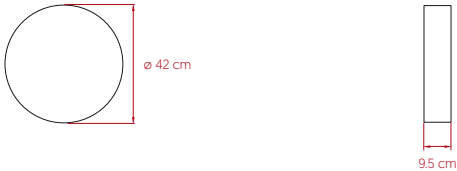
34 - Sea Blue

GEA G42

by Mariví Calvo

Large Wall & Ceiling - LED **lzf**

SIZE



REFERENCES

G42 A LED DIM0-10V UL
G42 A LED DIMTRIAC UL

COMPONENTS

- Wood Veneer Shade
- Matte Satin Acrylic Frontal Diffuser
- Metal Back Plate

LIGHT SOURCE ADA Compliant

120 - 277V: Dimmable LED **0-10V** & Dimmable LED **TRIAC**

Driver: Constant Current 500 mA
Integrated LED: 1 x Corona 46.2 W
2.700K, CRI>90, 23 W, 50-60Hz, 1.404 lm*

LED Position in Fixture

*Measurements obtained by photometric laboratory tests using ivory white shades. Veneer Ref: 20 Ivory White.

PACKAGING

Box Size: 51 x 51 x 32 cm
Box Volume: 0.08 m³
Weight: Gross - 3.6 Kg | Net - 2.3 Kg



SELECT FROM FOLLOWING

DIMMING SYSTEM

LED **0-10V** or **TRIAC**

LIGHT SOURCE TEMPERATURE

Available **2.700K**, **3.000K** or **4.000K**

WOOD VENEER FINISHES

- | | |
|----------------------------|-----------------------|
| 20 - Ivory White | 26 - Red |
| 21 - Natural Cherry | 28 - Blue |
| 22 - Natural Beech | 29 - Grey |
| 24 - Yellow | 33 - Pale Rose |
| 25 - Orange | 34 - Sea Blue |

GUIJARRO G2

by Mariví Calvo

Small Wall & Ceiling **lzf**

SIZE



REFERENCES

G2 A GX53 UL

COMPONENTS

- Wood Veneer Shade
- Matte Satin Acrylic Frontal Diffusser
- Metal Back Plate

LIGHT SOURCE

ADA Compliant 

120V

Recommended Bulb - Included
 GX53 Lamp Holder
 LED Slim Lamp 7 W, 350 lm*

*Measurements obtained by theoretical calculations at LZF using ivory white shades & recommended bulbs. Veneer Ref: 20 Ivory White.











PACKAGING

Box Size: 24 x 24 x 42 cm
Box Volume: 0.02 m³
Weight: Gross - 1.2 Kg | Net - 0.6 Kg



SELECT FROM FOLLOWING

WOOD VENEER FINISHES

- | | |
|---|---|
|  20 - Ivory White |  22 - Natural Beech |
|  21 - Natural Cherry | |
|  24 - Yellow |  29 - Grey |
|  25 - Orange |  33 - Pale Rose |
|  26 - Red |  34 - Sea Blue |
|  28 - Blue | |

GUIJARRO G2

by Mariví Calvo

Small Wall & Ceiling - LED **lzf**

SIZE



REFERENCES

G2 A LED DIM0-10V UL
G2 A LED DIMTRIAC UL

COMPONENTS

- Wood Veneer Shade
- Matte Satin Acrylic Frontal Diffuser
- Metal Back Plate

LIGHT SOURCE ADA Compliant

120 - 277V: Dimmable LED **0-10V** & Dimmable LED **TRIAC**

Driver: Constant Current 250 mA
Integrated LED: 1 x Corona 12 W
2.700K, CRI>90, 12 W, 50-60Hz, 734 lm*

LED Position in Fixture

*Measurements obtained by photometric laboratory tests using ivory white shades. Veneer Ref: 20 Ivory White.

PACKAGING

Box Size: 41 x 41 x 32 cm
Box Volume: 0.05 m³
Weight: Gross - 2.8 Kg | Net - 1 Kg



SELECT FROM FOLLOWING

DIMMING SYSTEM

LED **0-10V** or **TRIAC**

LIGHT SOURCE TEMPERATURE

Available **2.700K**, **3.000K** or **4.000K**

WOOD VENEER FINISHES


- | | |
|----------------------------|-----------------------|
| 20 - Ivory White | 26 - Red |
| 21 - Natural Cherry | 28 - Blue |
| 22 - Natural Beech | 29 - Grey |
| 24 - Yellow | 33 - Pale Rose |
| 25 - Orange | 34 - Sea Blue |

GUIJARRO G5

by Mariví Calvo

Medium Wall & Ceiling **lzf**

SIZE



REFERENCES

G5 A GX53 UL

COMPONENTS

- Wood Veneer Shade
- Matte Satin Acrylic Frontal Diffusser
- Metal Back Plate

LIGHT SOURCE

ADA Compliant 

120V

Recommended Bulb - Included
GX53 Lamp Holder
LED Slim Lamp 7 W, 350 lm*

*Measurements obtained by theoretical calculations at LZF using ivory white shades & recommended bulbs. Veneer Ref: 20 Ivory White.











PACKAGING

Box Size: 42 x 30 x 27 cm
Box Volume: 0.03 m³
Weight: Gross - 1.9 Kg | Net - 0.9 Kg



SELECT FROM FOLLOWING

WOOD VENEER FINISHES


- | | |
|---|---|
|  20 - Ivory White |  22 - Natural Beech |
|  21 - Natural Cherry | |
|  24 - Yellow |  29 - Grey |
|  25 - Orange |  33 - Pale Rose |
|  26 - Red |  34 - Sea Blue |
|  28 - Blue | |

GUIJARRO G5

by Mariví Calvo

Medium Wall & Ceiling - LED **lzf**

SIZE



REFERENCES

G5 A LED DIM0-10V UL
G5 A LED DIMTRIAC UL

COMPONENTS

- Wood Veneer Shade
- Matte Satin Acrylic Frontal Diffuser
- Metal Back Plate

LIGHT SOURCE ADA Compliant

120 - 277V: Dimmable LED **0-10V** & Dimmable LED **TRIAC**

Driver: Constant Current 500 mA
Integrated LED: 1 x Corona 12 W
2.700K, CRI>90, 17 W, 50-60Hz, 1.102 lm*

LED Position in Fixture

*Measurements obtained by photometric laboratory tests using ivory white shades. Veneer Ref: 20 Ivory White.

PACKAGING

Box Size: 42 x 30 x 27 cm
Box Volume: 0.03 m³
Weight: Gross - 2.6 Kg | Net - 1.3 Kg



SELECT FROM FOLLOWING

DIMMING SYSTEM

LED **0-10V** or **TRIAC**

LIGHT SOURCE TEMPERATURE

Available **2.700K**, **3.000K** or **4.000K**

WOOD VENEER FINISHES


- | | |
|----------------------------|-----------------------|
| 20 - Ivory White | 26 - Red |
| 21 - Natural Cherry | 28 - Blue |
| 22 - Natural Beech | 29 - Grey |
| 24 - Yellow | 33 - Pale Rose |
| 25 - Orange | 34 - Sea Blue |

GUIJARRO G6

by Mariví Calvo

Large Wall & Ceiling **lzf**

SIZE



REFERENCES

G6 A GX53 UL

COMPONENTS

- Wood Veneer Shade
- Matte Satin Acrylic Frontal Diffusser
- Metal Back Plate

LIGHT SOURCE

ADA Compliant 

120V

Recommended Bulb - Included
 GX53 Lamp Holder
 LED Slim Lamp 7 W, 350 lm*

*Measurements obtained by theoretical calculations at LZF using ivory white shades & recommended bulbs. Veneer Ref: 20 Ivory White.











PACKAGING

Box Size: 51 x 51 x 32 cm
Box Volume: 0.08 m³
Weight: Gross - 3.9 Kg | Net - 1.5 Kg



SELECT FROM FOLLOWING

WOOD VENEER FINISHES


- | | |
|---|---|
|  20 - Ivory White |  22 - Natural Beech |
|  21 - Natural Cherry | |
|  24 - Yellow |  29 - Grey |
|  25 - Orange |  33 - Pale Rose |
|  26 - Red |  34 - Sea Blue |
|  28 - Blue | |

GUIJARRO G6

by Mariví Calvo

Large Wall & Ceiling - LED **lzf**

SIZE



REFERENCES

G6 A LED DIM0-10V UL
G6 A LED DIMTRIAC UL



COMPONENTS

Wood Veneer Shade

Matte Satin Acrylic Frontal Diffuser


Metal Back Plate

LIGHT SOURCE

ADA Compliant 

120 - 277V: Dimmable LED 0-10V & Dimmable LED TRIAC

Driver: Constant Current 500 mA
Integrated LED: 1 x Corona 46.2 W
2.700K, CRI>90, 23 W, 50-60Hz, 1.469 lm*

LED Position in Fixture 

*Measurements obtained by photometric laboratory tests using ivory white shades. Veneer Ref: 20 Ivory White.

PACKAGING

Box Size: 51 x 51 x 32 cm
Box Volume: 0.08 m³
Weight: Gross - 3.6 Kg | Net - 2.3 Kg

SELECT FROM FOLLOWING











DIMMING SYSTEM

LED 0-10V or TRIAC

LIGHT SOURCE TEMPERATURE

Available 2.700K, 3.000K or 4.000K

WOOD VENEER FINISHES

- | | |
|---|---|
|  20 - Ivory White |  26 - Red |
|  21 - Natural Cherry |  28 - Blue |
|  22 - Natural Beech |  29 - Grey |
|  24 - Yellow |  33 - Pale Rose |
|  25 - Orange |  34 - Sea Blue |

SIZE



REFERENCES

- I A LED DIM0-10V UL
- I A LED DIMTRIAC UL


COMPONENTS

- Wood Veneer Shade
- Matte Satin Acrylic Bottom & Upper Diffuser
- Metal Back Plate

LIGHT SOURCE **ADA Compliant** 

120 - 277V: Dimmable LED **0-10V** & Dimmable LED **TRIAC**

Driver: 1 x Constant Current 500 mA
Integrated LED: 2 x Lineal 10.8 W
2.700K, CRI>90, 20 W, 50-60Hz, 737 lm*

LED Position in Fixture 

*Measurements obtained by theoretical calculations at LZF using ivory white shades & recommended bulbs. Veneer Ref: 20 Ivory White.

PACKAGING

Box Size: 57 x 30 x 22 cm
Box Volume: 0.04 m³
Weight: Gross - 3.1 Kg | Net - 1.2 Kg



SELECT FROM FOLLOWING











DIMMING SYSTEM

LED **0-10V** or **TRIAC**

LIGHT SOURCE TEMPERATURE

Available **2.700K**, **3.000K** or **4.000K**

WOOD VENEER FINISHES

- | | |
|--|--|
|  20 - Ivory White |  22 - Natural Beech |
|  21 - Natural Cherry | |
|  24 - Yellow |  29 - Grey |
|  25 - Orange |  33 - Pale Rose |
|  26 - Red |  34 - Sea Blue |
|  28 - Blue | |

I-CLUB SLIM

by Burkhard Dämmer

Wall - LED **lzf**

SIZE



REFERENCES

- I ASL LED DIM0-10V UL
- I ASL LED DIMTRIAC UL

COMPONENTS

- Wood Veneer Shade
- Matte Satin Acrylic Bottom & Upper Diffuser
- Metal Back Plate

LIGHT SOURCE ADA Compliant

120 - 277V: Dimmable LED **0-10V** & Dimmable LED **TRIAC**

Driver: 2 x Constant Current 900 mA
Integrated LED: 8 x Lineal 10.8 W
2.700K, CRI>90, 60 W, 50-60Hz, 2.017 lm*

LED Position in Fixture

*Measurements obtained by theoretical calculations at LZf using ivory white shades & recommended bulbs. Veneer Ref: 20 Ivory White.

PACKAGING

Box Size: 182 x 37 x 25 cm
Box Volume: 0.17 m³
Weight: Gross - 11.4 Kg | Net - 3.8 Kg



SELECT FROM FOLLOWING

DIMMING SYSTEM

LED **0-10V** or **TRIAC**

LIGHT SOURCE TEMPERATURE

Available **2.700K**, **3.000K** or **4.000K**

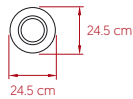
WOOD VENEER FINISHES

- | | |
|----------------------------|---------------------------|
| 20 - Ivory White | 22 - Natural Beech |
| 21 - Natural Cherry | |
| 24 - Yellow | 29 - Grey |
| 25 - Orange | 33 - Pale Rose |
| 26 - Red | 34 - Sea Blue |
| 28 - Blue | |

LENS CIRCULAR

by Mut Design

SIZE



REFERENCES

- LENS CR A BK LED DIM0-10V UL
- LENS CR A BK LED DIMTRIAC UL
- LENS CR A GD LED DIM0-10V UL
- LENS CR A GD LED DIMTRIAC UL
- LENS CR A IV LED DIM0-10V UL
- LENS CR A IV LED DIMTRIAC UL



COMPONENTS

Wood Veneer Shade
Double layered wood veneer, colour facing out white facing in.

Central Mirror


Metal Ring

LIGHT SOURCE

ADA Compliant 

120 - 277V: Dimmable LED **0-10V** & Dimmable LED **TRIAC**

Driver: 1 x Constant Voltage 24V
Integrated LED: 0.45 m x Strip 15 W/m
2.700K, CRI>90, 10 W, 50-60Hz, 172 lm*

LED Position in Fixture 

*Measurements obtained by theoretical calculations at LZf using ivory white shades & recommended bulbs. Veneer Ref: 20 Ivory White.

PACKAGING

Box Size: 37 x 33 x 8 cm
Box Volume: 0.01 m³
Weight: Gross - 4 Kg | Net - 1.2 Kg

SELECT FROM FOLLOWING











DIMMING SYSTEM

LED **0-10V** or **TRIAC**

LIGHT SOURCE TEMPERATURE

Available **2.700K**, **3.000K** or **4.000K**

WOOD VENEER FINISHES

- | | |
|--|--|
|  20 - Ivory White |  22 - Natural Beech |
|  21 - Natural Cherry | |
|  24 - Yellow |  29 - Grey |
|  25 - Orange |  33 - Pale Rose |
|  26 - Red |  34 - Sea Blue |
|  28 - Blue | |

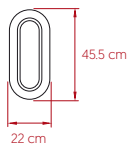
METAL FINISHES

- | | |
|---|---|
|  BK - Matte Black |  GD - Gold |
|  IV - Ivory White | |

LENS OVAL

by Mut Design

SIZE



REFERENCES

- LENS OV A BK LED DIM0-10V UL
- LENS OV A BK LED DIMTRIAC UL
- LENS OV A GD LED DIM0-10V UL
- LENS OV A GD LED DIMTRIAC UL
- LENS OV A IV LED DIM0-10VUL
- LENS OV A IV LED DIMTRIAC UL

COMPONENTS

Wood Veneer Shade
Double layered wood veneer, colour facing out white facing in.

Central Mirror

Metal Ring

LIGHT SOURCE



120 - 277V: Dimmable LED **0-10V** & Dimmable LED **TRIAC**

Driver: 1 x Constant Voltage 24V
Integrated LED: 0.85 m x Strip 15 W/m
2.700K, CRI>90, 15 W, 50-60Hz, 325 lm*

LED Position in Fixture

*Measurements obtained by theoretical calculations at LZf using ivory white shades & recommended bulbs. Veneer Ref: 20 Ivory White.

PACKAGING

Box Size: 57 x 33 x 8 cm
Box Volume: 0.02 m³
Weight: Gross - 3 Kg | Net - 2.3 Kg



SELECT FROM FOLLOWING

DIMMING SYSTEM

LED **0-10V** or **TRIAC**

LIGHT SOURCE TEMPERATURE

Available **2.700K**, **3.000K** or **4.000K**

WOOD VENEER FINISHES

- | | |
|----------------------------|---------------------------|
| 20 - Ivory White | 22 - Natural Beech |
| 21 - Natural Cherry | |
| 24 - Yellow | 29 - Grey |
| 25 - Orange | 33 - Pale Rose |
| 26 - Red | 34 - Sea Blue |
| 28 - Blue | |

METAL FINISHES

- | | |
|-------------------------|------------------|
| BK - Matte Black | GD - Gold |
| IV - Ivory White | |

LENS SUPER OVAL

by Mut Design

Wall - LED **lzf**

SIZE



REFERENCES

- LENS SOV A BK LED DIM0-10V UL
- LENS SOV A BK LED DIMTRIAC UL
- LENS SOV A GD LED DIM0-10V UL
- LENS SOV A GD LED DIMTRIAC UL
- LENS SOV A IV LED DIM0-10V UL
- LENS SOV A IV LED DIMTRIAC UL

COMPONENTS

Wood Veneer Shade
Double layered wood veneer, colour facing out white facing in.

Central Mirror

Metal Ring

LIGHT SOURCE **ADA Compliant**

120 - 277V: Dimmable LED **0-10V** & Dimmable LED **TRIAC**

Driver: 1 x Constant Voltage 24V
Integrated LED: 1.50 m x Strip 15 W/m
2.700K, CRI>90, 28 W, 50-60Hz, 573 lm*

LED Position in Fixture

*Measurements obtained by theoretical calculations at LZf using ivory white shades & recommended bulbs. Veneer Ref: 20 Ivory White.

PACKAGING

Box Size: 87 x 33 x 8 cm
Box Volume: 0.02 m³
Weight: Gross - 5.2 Kg | Net - 4 Kg



SELECT FROM FOLLOWING

DIMMING SYSTEM

LED **0-10V** or **TRIAC**

LIGHT SOURCE TEMPERATURE

Available **2.700K**, **3.000K** or **4.000K**

WOOD VENEER FINISHES

- | | |
|----------------------------|---------------------------|
| 20 - Ivory White | 22 - Natural Beech |
| 21 - Natural Cherry | |
| 24 - Yellow | 29 - Grey |
| 25 - Orange | 33 - Pale Rose |
| 26 - Red | 34 - Sea Blue |
| 28 - Blue | |

METAL FINISHES

- | | |
|-------------------------|------------------|
| BK - Matte Black | GD - Gold |
| IV - Ivory White | |

LOLA

by Ray Power

SIZE



REFERENCES

LOLA A UL

COMPONENTS

Wood Veneer Shade

Acrylic Frame

Metal Back Plate

LIGHT SOURCE

ADA Compliant 

120V

Recommended Bulb - Included
GX53 Lamp Holder
2 LED Slim Lamp 7 W, 448 lm*

*Measurements obtained by theoretical calculations at LZF using ivory white shades & recommended bulbs. Veneer Ref: 20 Ivory White.

PACKAGING

Box Size: 42 x 30 x 27 cm
Box Volume: 0.03 m³
Weight: Gross - 2.8 Kg | Net - 0.8 Kg



SELECT FROM FOLLOWING

WOOD VENEER FINISHES

-  20 - Ivory White  22 - Natural Beech

SIZE



REFERENCES

- OM A BK LED DIM0-10V UL
- OM A BK LED DIMTRIAC UL
- OM A GD LED DIM0-10V UL
- OM A GD LED DIMTRIAC UL


COMPONENTS

- Wood Veneer Shade
- Metal Structure
- Metal Back Plate

LIGHT SOURCE 

120 - 277V: Dimmable LED 0-10V & Dimmable LED TRIAC

Driver: 1 x Constant Current 500 mA
Integrated LED: 1 x Lineal 15 W
2.700K, CRI>90, 12 W, 50-60Hz, 840 lm*

LED Position in Fixture 

*Measurements obtained by theoretical calculations at LZf using natural white shades & recommended bulbs. Veneer Ref: 23 Natural White.

PACKAGING

Box Size: 50 x 50 x 22 cm
Box Volume: 0.06 m³
Weight: Gross - 4 Kg | Net - 1.5 Kg



SELECT FROM FOLLOWING

DIMMING SYSTEM

LED 0-10V or TRIAC

LIGHT SOURCE TEMPERATURE

Available 2.700K, 3.000K or 4.000

WOOD VENEER FINISHES

- 21 - Natural Cherry
- 22 - Natural Beech
- 23 - Natural White

METAL STRUCTURE

- BK - Matte Black
- GD - Gold

SIZE



REFERENCES

ORB MN A UL

COMPONENTS

- Multicolor Wood Veneer Shade
- Matte Satin Acrylic Frontal Diffusser
- Metal Back Plate
- Each piece is numbered and signed by the artist

LIGHT SOURCE  PENDING

120V

Recommended Bulb - Included
GX53 Lamp Holder
LED Slim Lamp 7 W, 520 lm*











*Measurements obtained by theoretical calculations at LZf.

PACKAGING

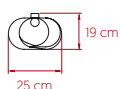
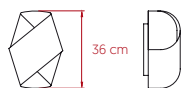
Box Size: 42 x 30 x 27 cm
Box Volume: 0.03 m³
Weight: Gross - 1.2 Kg | Net - 0.2 Kg



SELECT FROM FOLLOWING

- WOOD VENEER FINISHES**
- | | |
|--|--|
|  20 - Ivory White |  26 - Red |
|  21 - Natural Cherry |  28 - Blue |
|  22 - Natural Beech |  29 - Grey |
|  24 - Yellow |  33 - Pale Rose |
|  25 - Orange |  34 - Sea Blue |

SIZE



REFERENCES

ORB A E26 UL

COMPONENTS

Wood Veneer Shade

White Metal Back Plate

LIGHT SOURCE



120 - 277V

Recommended Bulb - Not Included

E26 Lamp Holder

LED A19 15 W, 486 lm*

*Measurements obtained by theoretical calculations at LZF using ivory white shades & recommended bulbs. Veneer Ref: 20 Ivory White.

SELECT FROM FOLLOWING

WOOD VENEER FINISHES

- | | |
|---------------------|----------------|
| 20 - Ivory White | 26 - Red |
| 21 - Natural Cherry | 28 - Blue |
| 22 - Natural Beech | 29 - Grey |
| 24 - Yellow | 33 - Pale Rose |
| 25 - Orange | 34 - Sea Blue |



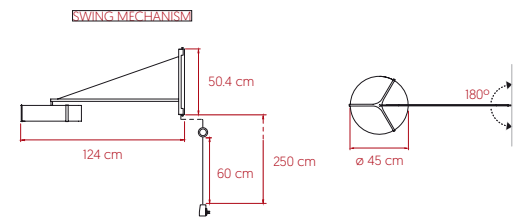
PACKAGING

Box Size: 42 x 30 x 27 cm

Box Volume: 0.03 m³

Weight: Gross - 1.8 Kg | Net - 0.6 Kg

SIZE



REFERENCES

THES A BK LED UL
THES A IV LED UL

COMPONENTS

- Wood Veneer Shade
- Optional Acrylic Diffuser
- Metal Tripod & Structure
- Pivoting Metal Arm with Wall Plug
- Black Electrical Cable with Dimming Switch: 250 cm

LIGHT SOURCE



120V

Driver: 1 x Constant Voltage 24V
Integrated LED: 3 x 0.3 m x Strip 24 V
2.700K, CRI>90, 25 W, 50-60Hz, 1.040 lm*

LED Position in Fixture

*Measurements obtained by theoretical calculations at LZf using ivory white shades & recommended bulbs. Veneer Ref: 20 Ivory White.

PACKAGING

Box Size: 119 x 67 x 22 cm
Box Volume: 0.18 m³
Weight: Gross - 9.6 Kg | Net - 2.8 Kg



SELECT FROM FOLLOWING

LIGHT SOURCE TEMPERATURE

Available 2.700K, 3.000K or 4.000K

WOOD VENEER FINISHES

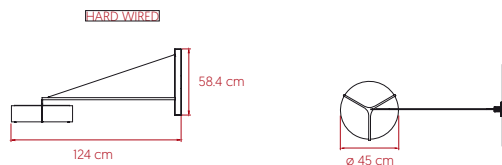
● 20 - Ivory White

METAL STRUCTURE

● BK - Matte Black

● IV - Matte Ivory

SIZE



REFERENCES

THES A WM BK LED 0-10V

THES A WM IV LED 0-10V



COMPONENTS

Wood Veneer Shade

Optional Acrylic Diffuser

Metal Tripod & Structure

Hard Wired with wall mounted driver enclosure

LIGHT SOURCE

120V



Driver: 1 x Constant Current 700mA

Integrated LED: 3 x 0.3 m x Strip 24 V
2.700K, CRI>90, 24 W, 50-60Hz, 1.040 lm*

LED Position in Fixture

*Measurements obtained by theoretical calculations at LZf using ivory white shades & recommended bulbs. Veneer Ref: 20 Ivory White.

SELECT FROM FOLLOWING

LIGHT SOURCE TEMPERATURE

Available **2.700K**, **3.000K** or **4.000K**

WOOD VENEER FINISHES

20 - Ivory White

METAL STRUCTURE

BK - Matte Black

IV - Matte Ivory

PACKAGING

Box Size: 119 x 67 x 22 cm

Box Volume: 0.18 m³

Weight: Gross - 9 Kg | Net - 2.8 Kg

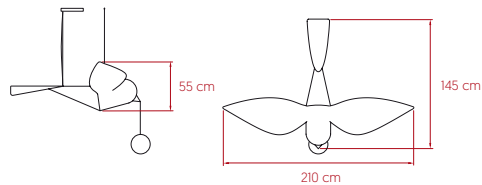
A-Z	PAGE
Birdy Horizontal	120
Big Bird Horizontal	121
Birdy Vertical	122
Big Bird Vertical	123
The Walking Fish	124
Smelly Fant	125
Kogoi	126
Koi	127

BIRDY HORIZONTAL

by Isidro Ferrer

Life Size Small Suspension - LED **lzf**

SIZE



REFERENCES

BIRDY LS H LED DIM0-10V UL
BIRDY LS H LED DIMTRIAC UL

COMPONENTS

- Oak & Birch Wood
- Wood Veneer Diffuser
- Frosted Glass Ball - ø20 cm
- Nickel Metal Canopy:
34 x 11.5 x 5 cm- disc ø11.5 cm
- 3 Steel Cables: 12.5 m
- 2 Transparent Electrical Cables: 5 m

LIGHT SOURCE



120 - 277V: Dimmable LED 0-10V & Dimmable LED TRIAC

MAIN BODY

Driver: 1 x Constant Current 1.500 mA
Integrated LED: 8 x Lineal 5.5 W
4,000K, CRI>90, 53 W, 50-60Hz, 3.520 lm*

LED Position in Fixture



*Measurements obtained by theoretical calculations at LZF using ivory white shades & recommended bulbs. Veneer Ref: 20 Ivory White.

GLASS BALL

Recommended Bulb - Included
E26 Medium Base Lamp Holder
LED Globe DIM 12 W



SELECT FROM FOLLOWING

DIMMING SYSTEM

LED 0-10V or TRIAC

WOOD VENEER FINISHES

23 - Natural White

PACKAGING

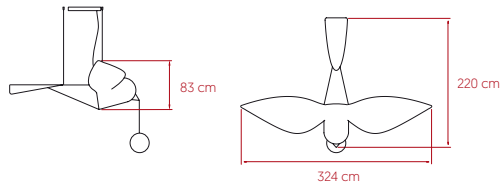
Box Size: 137 x 72 x 75 cm
Box Volume: 0.74 m³
Weight: Gross - 54.5 Kg | Net - 11.5 Kg

BIG BIRD HORIZONTAL

by Isidro Ferrer

Life Size Large Suspension - LED **lzf**

SIZE



REFERENCES

BIG BIRD LS H LED DIM0-10V UL

COMPONENTS

Oak & Birch Wood

Wood Veneer Diffuser

Frosted Glass Ball - $\varnothing 30$ cm

Nickel Metal Canopy:
56 x 16 x 6 cm

3 Steel Cables: 12.5 m

2 Transparent Electrical Cables: 5 m

LIGHT SOURCE



120 - 277V: Dimmable LED 0-10V & Dimmable LED TRIAC

MAIN BODY

Driver: 1 x Constant Current 2,100 mA

Integrated LED: 12 x Lineal 5.5 W

4,000K, CRI>90, 90 W, 50-60Hz, 5,280 lm*

LED Position in Fixture

*Measurements obtained by theoretical calculations at LZF using ivory white shades & recommended bulbs. Veneer Ref: 20 Ivory White.

GLASS BALL

Recommended Bulb - Included

E26 Medium Base Lamp Holder

LED Globe DIM 12 W



SELECT FROM FOLLOWING

DIMMING SYSTEM

LED 0-10V or TRIAC

WOOD VENEER FINISHES

23 - Natural White

PACKAGING

Box Size: 188 x 93 x 92 cm

Box Volume: 1.60 m³

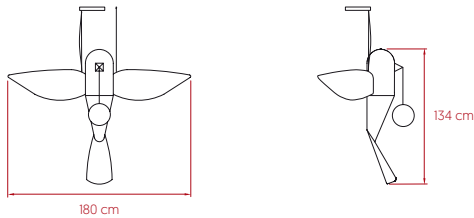
Weight: Gross - 116 Kg | Net - 25 Kg

BIRDY VERTICAL

by Isidro Ferrer

Life Size Small Suspension - LED **lzf**

SIZE



REFERENCES

BIRDY LS V LED DIM0-10V UL
BIRDY LS V LED DIMTRIAC UL

COMPONENTS

Oak & Birch Wood

Wood Veneer Diffuser

Frosted Glass Ball - ø20 cm

Nickel Metal Canopy:
34 x 11.5 x 5 cm- disc ø11.5 cm

2 Steel Cables: 12.5 m

2 Transparent Electrical Cables: 5 m

LIGHT SOURCE



120 - 277V: Dimmable LED 0-10V & Dimmable LED TRIAC

MAIN BODY

Driver: 1 x Constant Current 700 mA

Integrated LED: 8 x Lineal 5.5 W

4,000K, CRI>90, 60 W, 50-60Hz, 3,520 lm*

LED Position in Fixture

*Measurements obtained by theoretical calculations at LZF using ivory white shades & recommended bulbs. Veneer Ref: 20 Ivory White.

GLASS BALL

Recommended Bulb - Included
E26 Medium Base Lamp Holder
LED Globe DIM 12 W



SELECT FROM FOLLOWING

DIMMING SYSTEM

LED 0-10V or TRIAC

WOOD VENEER FINISHES

● 23 - Natural White

PACKAGING

Box Size: 137 x 72 x 75 cm

Box Volume: 0.74 m³

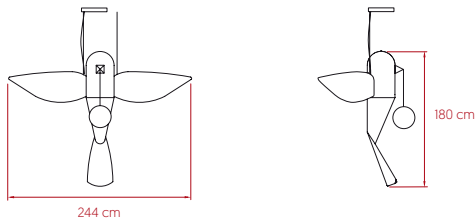
Weight: Gross - 54.5 Kg | Net - 11.5 Kg

BIG BIRD VERTICAL

by Isidro Ferrer

Life Size Large Suspension - LED **lzf**

SIZE



REFERENCES

BIG BIRD LS V LED DIM0-10V UL

COMPONENTS

Oak & Birch Wood

Wood Veneer Diffuser

Frosted Glass Ball - $\varnothing 30$ cm

Nickel Metal Canopy:
56 x 16 x 6 cm

2 Steel Cables: 12.5 m

2 Transparent Electrical Cables: 5 m

LIGHT SOURCE



120 - 277V: Dimmable LED 0-10V & Dimmable LED TRIAC

MAIN BODY

Driver: 1 x Constant Current 2,100 mA

Integrated LED: 12 x Lineal 5.5 W

4,000K, CRI>90, 90 W, 50-60Hz, 5,280 lm*

LED Position in Fixture

*Measurements obtained by theoretical calculations at LZF using ivory white shades & recommended bulbs. Veneer Ref: 20 Ivory White.

GLASS BALL

Recommended Bulb - Included

E26 Medium Base Lamp Holder

LED Globe DIM 12 W



SELECT FROM FOLLOWING

DIMMING SYSTEM

LED 0-10V or TRIAC

WOOD VENEER FINISHES

23 - Natural White

PACKAGING

Box Size: 188 x 93 x 92 cm

Box Volume: 1.60 m³

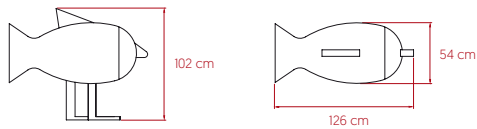
Weight: Gross - 116 Kg | Net - 25 Kg

THE WALKING FISH

by Isidro Ferrer & Mariví Calvo

Life Size Floor - LED **lzf**

SIZE



REFERENCES

FSH LS LED UL

COMPONENTS

Oak & Birch Wood

Wood Veneer Diffuser


Red cloth cord Electrical Cable with On/off Switch: 200 cm

LIGHT SOURCE 

120V

Driver: 1 x Constant Currant 2.500 mA

Integrated LED: 12 x Lineal 5.5 W
4.000K, CRI>90, 90 W, 50-60Hz, 5.800 lm*

LED Position in Fixture 

*Measurements obtained by theoretical calculations at LZF using ivory white shades & recommended bulbs. Veneer Ref: 20 Ivory White.

PACKAGING

Box Size: 78 x 155 x 135 cm - Wood crated for transport


Box Volume: 1.62 m³

Weight: Gross - 85 Kg | Net - 38 Kg



SELECT FROM FOLLOWING

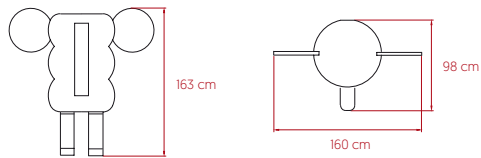
WOOD VENEER FINISHES

 23 - Natural White

SMELLY FANT

by Isidro Ferrer & Mariví Calvo

SIZE



REFERENCES

ELE LS LED UL

COMPONENTS

Oak & Birch Wood

Wood Veneer Diffuser

Red cloth cord Electrical Cable with On/off Switch: 200 cm

LIGHT SOURCE



120V

Driver: 1 x Constant Currant 2.500 mA
Integrated LED: 12 x Lineal 5.5 W
4.000K, CRI>90, 90 W, 50-60Hz, 5.800 lm*

LED Position in Fixture



*Measurements obtained by theoretical calculations at LZF using ivory white shades & recommended bulbs. Veneer Ref: 20 Ivory White.

PACKAGING

Box Size: 100 x 125 x 205 cm - Wood crated for transport
Box Volume: 2.56 m³
Weight: Gross - 122 Kg | Net - 67 Kg

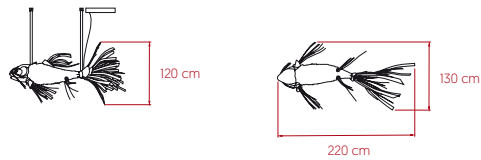


SELECT FROM FOLLOWING

WOOD VENEER FINISHES

23 - Natural White

SIZE



REFERENCES

KOGOI LS LED DIM0-10V UL



COMPONENTS

Oak & Birch Wood

Wood Veneer Diffuser

Nickel Metal Canopy:
34 x 11.5 x 5 cm - disc ø11.5 cm

4 Steel Cables: 12.5 m


Transparent Electrical Cable: 5 m

LIGHT SOURCE



120 - 277V: Dimmable LED 0-10V

Driver: 1 x Constant Currant 3.000 mA
Integrated LED: 16 x Lineal 5.5 W
4.000K, CRI>90, 90 W, 50-60H, 7.040 lm*

LED Position in Fixture 

*Measurements obtained by theoretical calculations at LZF using ivory white shades & recommended bulbs. Veneer Ref: 20 Ivory White.

PACKAGING


Box Size:
Box 1: 163 x 58 x 70 cm | 0.66 m³ | 53 Kg (Body)
Box 2: 129 x 76 x 137 cm | 1.34 m³ | 75 Kg (Head + Tail)
Weight: Gross - 128 Kg | Net - 23 Kg


SELECT FROM FOLLOWING

LIGHT SOURCE TEMPERATURE

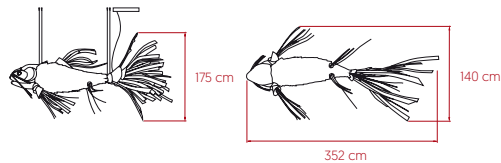
Available 4.000K or 5.000K

WOOD VENEER FINISHES

 23 - Natural White

 22 - Natural Beech

SIZE



REFERENCES

KOI LS LED DIM0-10V UL

COMPONENTS


Oak & Birch Wood

Wood Veneer Diffuser

Nickel Metal Canopy:
56 x 16 x 6 cm

4 Steel Cables: 12.5 m


Transparent Electrical Cable: 5 m

LIGHT SOURCE 

120 - 277V: Dimmable LED 0-10V

Driver: 2 x Constant Currant 3.000 mA

Integrated LED: 24 x Lineal 5.5 W
4.000K, CRI>90, 70 W, 50-60Hz, 4.568 lm*

LED Position in Fixture 

*Measurements obtained by theoretical calculations at LZf using ivory white shades & recommended bulbs. Veneer Ref: 20 Ivory White.

PACKAGING

Box Size:
Box 1: 229 x 80 x 92 cm | 1.69 m³ | 117 Kg (Body)
Box 2: 166 x 107 x 188 cm | 3.34 m³ | 148 Kg (Head + Tail)
Weight: Gross - 265 Kg | Net - 33 Kg





SELECT FROM FOLLOWING

LIGHT SOURCE TEMPERATURE

Available 4.000K or 5.000K






WOOD VENEER FINISHES






 23 - Natural White


 22 - Natural Beech



BULBS INCLUDED

LED	MODELS
 LED Slim lamp 6 W GX53 Base	CANDELA / WALL GEA / WALL GUIJARRO / WALL LOLA / WALL ORBIT / Mini WALL
 LED DIM 4.5 W G9 Base	RAINDROP / SUSPENSION
 LED DIM 6 W GU10	ERIS / SUSPENSION & TABLE
CONSULT	CANDELABRO / SUSPENSION
 E14 7W LED Candle DIM  E27 11W LED Globe DIM	VOLIERE / SUSPENSION

MEDIUM BASE - E26 120 - 277V	
LED	MODELS
 LED Globe 12 W	AGATHA / Small SUSPENSION AGATHA / Large SUSPENSION ESCAPE / SUSPENSION GEA / Small SUSPENSION LINK / SUSPENSION LINK CHAIN / SUSPENSION MARUJA / SUSPENSION NUT / SUSPENSION STITCHES / SUSPENSION SWIRL / SUSPENSION
 LED Spherical 11 W	OSCA / SUSPENSION
 LED Globe 12 W	LINK / FLOOR LOLA / TABLE & FLOOR
 LED A19 15 W	AGATHA / Ball SUSPENSION GEA / Large SUSPENSION MINIMIKADO / SUSPENSION NEW WAVE / SUSPENSION POD & POPY / SUSPENSION
 LED A19 15 W	ORBIT / WALL

E12 120 - 277V	
LED	MODELS
 LED Mini Globe 5 W E12 Base	AIR / TABLE & WALL TINY/ TABLE & WALL

HOW OUR REFERENCES WORK

REFERENCE	MODEL NAME	TYPE	SIZE	
L E G E N D		S Suspension P Floor M Table A Wall	P Small M Medium G Large SL Slim LS Life Size	
LOLA MM IV	LOLA MM Lola Medium	M Table		
LENS OV M GD LED 28	LENS OV Lens Oval	M Table		
KOI LS LED DIMDALI 20	KOI LS Koi Life Size		LS Life Size	
LOLA SM LED DIM0-10V 22	LOLA Lola	S Suspension	M Medium	
LENS CR A BK LED DIM0-10V 22	LENS CR Lens Circular	A Wall		
SPRO SM WH LED DIM 34	SPRO Spiro	S Suspension	M Medium	
SWRL SP 33	SWRL Swirl	S Suspension	P Small	
LOLA P NI 20	LOLA Lola	P Floor		

	METAL FINISHES	ACRYLIC FINISHES	LED Dimming Options	WOOD COLOURS
	BK Matte Black IV Matte Ivory GD Gold NI Nickel	BK Matte Black WH Matte White	LED Dimmable LED DIM0-10V Dimmable 0-10V system LED DIMDALI Dimmable DALI system LED TRIAC Dimmable Triac system	20 Ivory White 21 Natural Cherry 22 Natural Beech 23 Natural White 24 Yellow 25 Orange 26 Red 28 Blue 29 Grey 33 Pale Rose 34 Sea Blue
	IV Matte Ivory			20 Ivory White
	GD Gold		LED Dimmable	28 Blue
			LED DIMDALI Dimmable DALI system	
			LED DIM Dimmable 0-10V system	22 Natural Beech
	BK Matte Black		LED DIM0-10V Dimmable 0-10V system	22 Natural Beech
		WH Matte White	LED DIM Dimmable 0-10V or TRIAC system	34 Sea Blue
				33 Pale Rose
	NI Nickel			20 Ivory White




For too many years things have been simply black and white, but life is made up of many shades and we have been wanting to create a more generous array of skin colours for our lights for quite sometime. This year we have wanted to offer you the choice of not just picking your shade colour but also the colour of the metallic finish that accompanies it. Matte tones or coloured reflections in satin nickel finishes provide a whole new range of choice when selecting your lamp.

BK
Matte Black



IV
Matte Ivory



NI
Nickel



GD
Gold



EXTRA CABLE DROP

All standard cable drops are 8 ft. Longer cables can be requested from our sales department and are calculated by an extra per inches basis. Consult our sales team if you need extra cable drop.

LIGHT BULBS

For GU24, E26, E12 (Edison screw) and European sockets such as E14 and E27, light bulbs are not included unless specified otherwise.

Replaceable integrated LEDs are supplied with the light source pre-installed and hard-wired into the lamp.

The light bulbs recommended in this technical book are compatible with both North American and European standards, and are selected based on the latest technologies available on the market. However, please note that due to the fast-evolving nature of the LED lighting industry, updated or improved alternatives may become available over time.

A complete bulb compatibility chart can be found on pages 145 and 147.

You can buy these bulbs directly from our company when you purchase your lamp if you wish.

CERTIFICATES & TESTING

ELECTRICAL TESTING

All LZF fixtures are electrically tested for the EEC, the USA & Canada. If you are from another country that needs testing please inquire with our sales department. Additional costs may be incurred through having to do specific testing.

FIRE RETARDANCY

Our Timberlite® veneer has been incandescent hot wire tested to 650°C.
Copies of all certificates can be requested from our sales department.

INTEGRATED LED

Integrated LED means that the light source hard wired into the lamp.

In our integrated LED fixtures the LEDs have been developed to function at 75% of their total capacity. This lengthens their life span considerably.

DIM 0-10V: All integrated LED lights come installed with 0-10V dimming drivers in them.

Whether you want dimming control or not depends on the way you wire the lamp.

If you have a 3 wire non dimming installation you must follow the non dimming wiring instructions.

If you have a 5 wire dimming installation then you must follow the dimming wiring instructions.

See the instruction sheet that comes with your lamp.

TRIAC: Triacs are widely used in AC power control applications. They are able to switch high voltages and high levels of current, and over both parts of an AC waveform. This makes triac circuits ideal for use in a variety of applications where power switching is needed.


DALI: [Digital Addressable Lighting Interface] is a digital control protocol used in smart and commercial lighting systems. It allows precise and flexible control of lights, including grouping, scenes, and scheduling. Some integrated LED models are compatible with DALI and should be wired according to the specific DALI instructions included with the fixture.

HOW WOOD CHANGES WITH DIFFERENT LIGHT SOURCE TEMPERATURE


21 Cherry
Off




21 Cherry
4.000K



21 Cherry
3.000K



21 Cherry
2700K



All our lighting fixtures are pre-fitted with 3.000K light sources.

However, we would like to mention that certain wood veneers look better with different colour source temperatures.

- Blue 28, Sea Blue 34, and Grey 29, are enhanced by a 4000k light source.

- Ivory White 20, Natural Beech 22, Natural Cherry 21, work well with both 3000/4000k

- Yellow 24, Orange 25, Red, 26 & Pale Rose 33 look better with 3.000K.

We understand that certain jobs require cool kelvin light sources, in this way you can choose the colour that best suits your lighting needs.

- Recommended 4.000K / Daylight for:

○ 20 Ivory White

● 21 Natural Cherry

● 28 Blue

● 29 Grey

● 22 Natural Beech

● 34 Sea Blue

The effect of light passing through the wood veneer is the essence and hallmark of LZF. This important feature would not be possible without the application of our patented process in treating the raw natural veneer: The Timberlite® system.


Timberlite™

This system, allows us to work with an extremely flexible, yet very resistant veneer, which can take on many shapes without breaking. Lastly, all our veneers are FSC certified.



20.
Ivory White
Off




20.
Ivory White
On



21.
Cherry
Off



21.
Cherry
On



22.
Beech
Off



22.
Beech
On



24.
Yellow
Off




24.
Yellow
On



25.
Orange
Off



25.
Orange
On



26.
Red
Off




26.
Red
On



28.
Blue
Off



28.
Blue
On



29.
Grey
Off



29.
Grey
On*



* 4.000K

33.
Pale Rose
Off



33.
Pale Rose
On



34.
Sea Blue
Off



34.
Sea Blue
On



Photographic reproduction should be only used as a guide.
Please use the LZF wood veneer swatches for the real back lit effect of the illuminated veneers.

ORDERS

All prices are valid till the edition of a new price-list. For discounts on these prices, please contact our sales office or the agent/distributor in your area.

Luziferlamps S.L. will issue a proforma invoice within two working days after receipt of the order. Please check this confirmation for accuracy. If we don't hear from you within the next two business days, we will assume that the order has been approved and we will start the production.

Once the order has been accepted, production time will be 3-5 weeks for catalogue models and 10-12 weeks for custom models.

All products will continue to be owned by Luziferlamps S.L. until payment has been made in full.

ORDER CANCELLATION

As all lamps are made under order only, LZF establishes the following rules with the customer, who accepts them when placing his order:

If the customer requests cancellation of the order before LZF has started production of the ordered lamps, the cancellation is accepted free of charge for the customer.

If the customer requests cancellation of the order after LZF has started production of the ordered lamps, LZF will accept the cancellation and stop production of the lamps but will charge a cancellation fee of 30% of the net value of the goods at the customer's expense.

If the customer requests cancellation of the order after LZF has completed production of the lamps, no cancellation will be accepted, and the customer must pay the total amount of the order.

For orders over 10.000€, cancellations will not be accepted.

RETURNS

The sale is final; the lamps cannot be returned.

CLAIMS

In accordance with the conditions established by the carriers, all claims for breakage or loss must be reported within 48 hours of receipt of merchandise. Consequently, Luziferlamps S.L. has the right not to accept any claims after this 48 hour period. All claims must be submitted in writing and accompanied by digital photos.

The same shall apply for claims involving manufacturing defects, administrative processing errors, or any other claim. Please use our prepared ONLINE RECLAIM FORM.

If no claim is presented in the manner and within the time specified above, Luziferlamps S.L. has the right to reject it.



TRANSPORT

Depending on the country, a minimum order amount is set for free shipment. If the order amount is below this minimum, freight charges will be added to the invoice.

Please refer to our commercial office for further clarifications.

GUARANTEE

Products made by Luziferlamps S.L. are guaranteed for 36 months according to European law. This guarantee will not apply if the installation, maintenance or use of our product has not followed our recommendations.

Since wood is a natural material, a gradual change in tone may occur over time. Furthermore, if the lamps have been purchased at different times, there will be differences in colour and tone, particularly in light coloured veneers. Luziferlamps S.L. will not be held responsible for this.

Damages caused by insects, vermin, accidents, alterations, tampering, misuse, reasonable wear and tear or negligence are not covered by the guarantee.

Moisture and extreme temperature changes are prejudicial to the materials that make up your lamp; The guarantee will not apply if our lights have been installed where air-conditioning or ventilation ducts may focus air on to the fixture as this will damage the veneer finish. The guarantee does not apply to light bulbs that may or may not have been supplied at the time of purchase or after the sale.

Please read all our instructions and recommendations carefully included in the instruction manual you receive with your lamps.

Luziferlamps S.L. assumes no responsibility for labour costs in connection with the installation, removal or replacement of warranty products for any consequential or incidental damages. In the event customer submits a warranty claim of any kind to any products delivered, Luziferlamps S.L. shall replace such defective item with a substantially similar product (subject to availability). Provided that such warranty claim is made in writing with digital photo support by the customer to Luziferlamps S.L. within two years from the date of the applicable invoice and it does not involve a defect that could have been discovered at the time of inspection and acceptance by the customer.

Luziferlamps S.L. reserves the right to modify the size and/or finish of its models for product improvement purposes. Printed material is easily out dated. Please refer to our online technical details found on our web page www.lzf-lamps.com, to make sure that you have the most up to date information on our products.

DEFENCE OF INTELLECTUAL PROPERTY

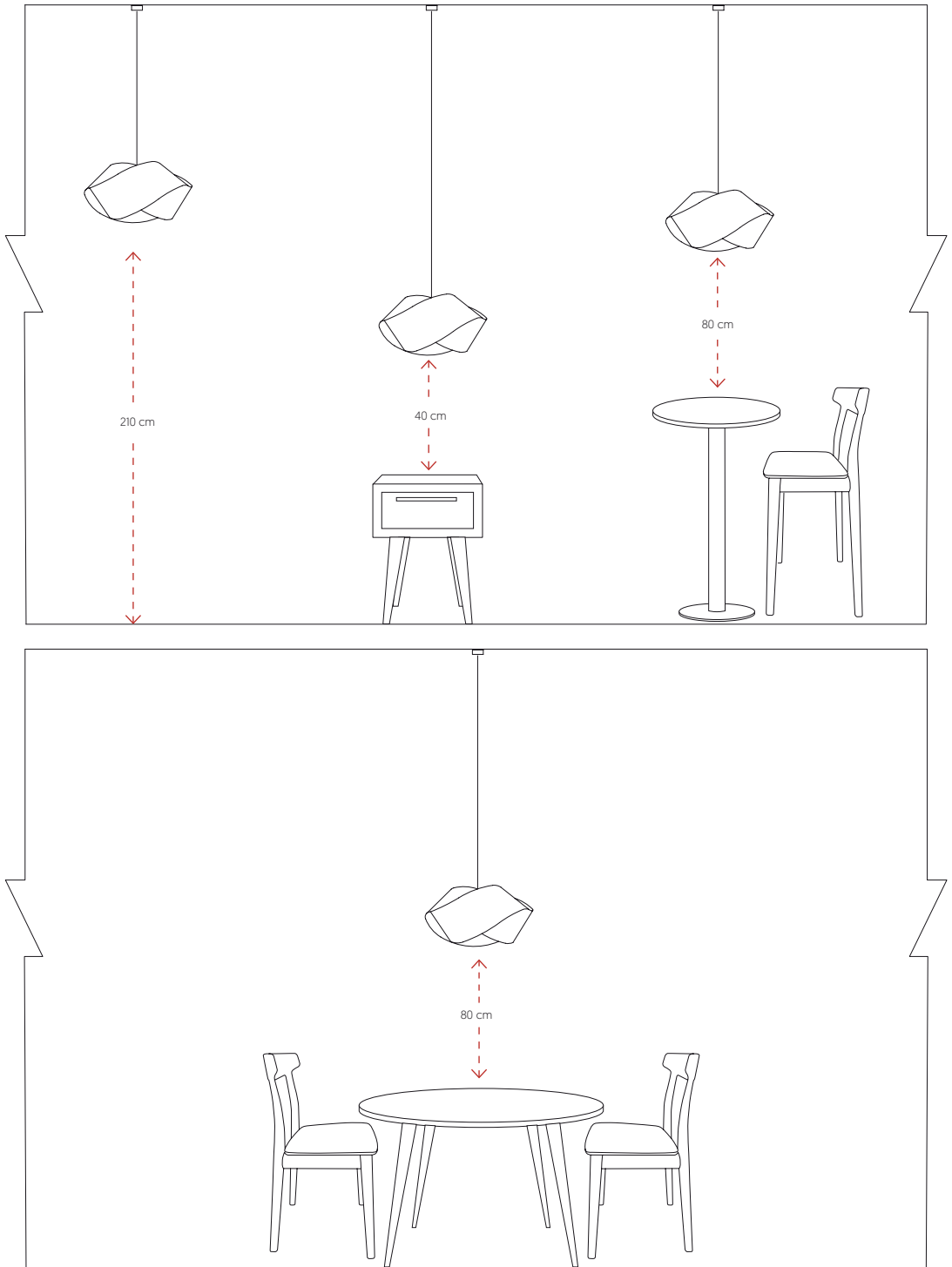
The designs of the products appearing in the catalogues of Luziferlamps, S.L., and these catalogues themselves, are protected by the national and international Laws and Treaties on Intellectual and Industrial Property.

Any unauthorised use of them constitutes an infringement of the above-mentioned rules and a crime which can be punished in accordance with penal laws.

Consequently, it is strictly forbidden to manufacture, fix, reproduce, translate, distribute, publicly communicate, place at the disposal of the public and/or totally or partially transform these designs and/or the catalogues, in addition to any other act of exploitation in relation to them, without the prior written permission of the owners of these rights.

Luziferlamps S.L. holds the ownership of the rights to its trademarks. Their use is consequently totally forbidden, without the corresponding prior written permission of Luziferlamps S.L. Non-fulfilment of this obligation and the consequent infringement of the trademark rights shall likewise entail a civil and if appropriate a criminal prosecution of these infringements, in accordance with the national and international laws and treaties in force.

IDEAL SUGGESTED HIGHTS FOR YOUR LZF LIGHTING FIXTURE



WOOD touched by **LIGHT**

lzf-lamps.com