


LZf





WOOD TOUCHED
BY **LIGHT**



Since 1994 we build lamps like couturiers sew dresses, like jewellers polish gems, like sculptors carve stone.

We create harmonious, elegant, unique forms.

We select each sheet of wood based on its grain and transparency.

We care for it like a precious fabric, categorising its properties to create a specific volume.

Our collections have their own distinct identity; they are diverse and invite the client to identify with the model they need, filling the life and the lives of those around them with light.

We don't believe in obsolescence and like all our packaging to be as biodegradable as possible.

We researched and patented Timberlite® to build our lights, eliminating contamination and integrating sustainable processes.

We love shapes, colours, rhythms, fine materials, beauty, light and enjoying our surroundings.

We believe contemporary craftsmanship must coexist with technology, merging to create new traditions.

We are a team of craftsmen, designers, engineers, communicators, programmers, illustrators, writers, accountants, salesmen, strategists and inventors.

We are LZF; lighting design, painting and music led us to where we are now.

NATURAL WOOD NATURAL LIGHT


Timberlite™



Wood is a noble material and has been part of our DNA since our beginnings. All LZF lamps are handmade from FSC natural wood veneer, ensuring their origin from controlled forests and guaranteeing our sustainability and environmental commitment. LZF lamps' wood veneers are treated with a technique patented by LZF, called Timberlite®, that allows this fragile material to become flexible and resistant without the need of any chemical processes. Knots and other elements of wood are a natural occurrence and form part of the feel and design of the material. As a living material our veneers will age with time, changing as you change, accompanying you with their richness during a whole lifetime.

ON



OFF



ALPHABETICAL INDEX

INDEX	7	Oh!Line	192
Lightbulb Suspension	8	Pod & Poppy	198
LED Suspension, Life Size	10	Raindrop	204
Wall, Table & Floor	12	Spiro	208
		Stitches	214
		Swirl	218
		Thesis	222
NEW COLLECTION	15		
Asap	16	BIG SIZE COLLECTION	233
Candela	20	Candelabro	234
The Cloud	24	Dandelion	240
Kactos	28	Link Chain	244
Omma	34	Totem	248
Osca	48		
Tiny	54	LIFE SIZE COLLECTION	253
Voliere	58	Koi & Kogoi	254
		Big Bird & Birdy	260
		The Walking Fish	270
		Smelly Fant	274
THE COLLECTION	65		
Agatha	66	WOOD & METAL FINISHES	279
Air	76		
Black Note	82	DESIGNERS	287
Mini Chou	94		
Dune	98	CREDITS	291
Eris	106		
Escape	112		
Estela	116		
Gea	124		
Guijarro	132		
I-Club	136		
I-Line	144		
Lens	148		
Link	152		
Lola	158		
Maruja	170		
MiniMikado	174		
New Wave	180		
Nut	184		
Orbit	188		

1.1

LIGHTBULB SUSPENSION



KACTOS
Suspension & Table 28



OSCA
Suspension 48



ERIS
Suspension & Table 106




NUT
Suspension 184



STITCHES
Suspension 214



STITCHES
Suspension 214



SWIRL
Suspension 218



LINK
Suspension & Floor 152



ESCAPE
Suspension 112



MINIMIKADO
Suspension 174



POD
Suspension 198



POPPY
Suspension 198



RAINDROP
Suspension 204



GEA
Suspension, Wall & Ceiling 124



MARUJA
Suspension 170



NEW WAVE
Suspension 180



AGATHA
Suspension 66



LOLA
Suspension, Table & Floor 158



VOLIERE
Suspension 58



OSCA
Large / Suspension 48



LINK CHAIN
Suspension 244



CANDELABRO
Suspension 234



AGATHA
Ball / Suspension 66



AGATHA
Large / Suspension 66

1.2

LED SUSPENSION



BLACK NOTE 82
Triplet / Suspension,
Floor & Wall

BLACK NOTE 82
Keys / Suspension,
Floor & Wall



OMMA 34
1 Long Leaf / Suspension,
Table & Wall



OMMA 34
2 Leaves / Suspension,
Table, Floor & Wall



OMMA 34
Double 2 / Suspension, Table, Floor & Wall



DUNE 98
Horizontal / Suspension



ESTELA 110
Horizontal / Suspension



DUNE 98
Vertical / Suspension



ESTELA 110
Vertical / Suspension



I-CLUB 136
Suspension, Table, Wall
& Ceiling



I-LINE 144
Suspension



OH!LINE 192
Suspension



NEW WAVE 180
Suspension



SPIRO 208
Suspension



GEA SLIM 124
Suspension, Wall &
Ceiling



THE CLOUD 24
Suspension



TOTE M 248
Suspension




DANDELION 240
Suspension



LOLA 158
Suspension, Table & Floor

2

LIFE SIZE



KOI 254
Suspension



SMELLY FANT 274
Floor



BIG BIRD 260
Vertical & Horizontal Suspension



WALKING FISH 270
Floor



3

WALL



CANDELA 20
Suspension & Wall



AIR 76
Table & Wall



LOLA 158
Suspension, Floor & Wall



OMMA 34
Suspension, Table, Floor & Wall



BLACK NOTE Duplet 82
Suspension, Floor & Wall



THESIS 222
Table, Floor & Wall



LENS 148
Wall



GUIJARRO 132
Wall & Ceiling



GEA 124
Wall & Ceiling



ORBIT 188
Wall



I-CLUB 136
Suspension, Table, Wall & Ceiling



I-CLUB 136
Suspension, Table, Wall & Ceiling

4

TABLE



TINY 54
Table



ASAP 16
Table



KAKTOS 28
Suspension & Table



AIR 76
Table & Wall



ERIS 106
Suspension & Table



MINI CHOU 94
Cordless Table



I-CLUB 136
Suspension, Table, Wall & Ceiling



OMMA 34
Suspension, Table, Floor & Wall



THESIS 222
Table, Floor & Wall



LOLA 158
Suspension, Table & Floor

5

FLOOR



THESIS 222
Table, Floor & Wall




LOLA 158
Suspension, Table & Floor



BLACK NOTE Triplet 82
Suspension, Floor & Wall



LINK 152
Suspension & Floor



OMMA 34
Suspension, Table, Floor & Wall



ASAP

Asap

Table

Designed by:
Lucas Muñoz

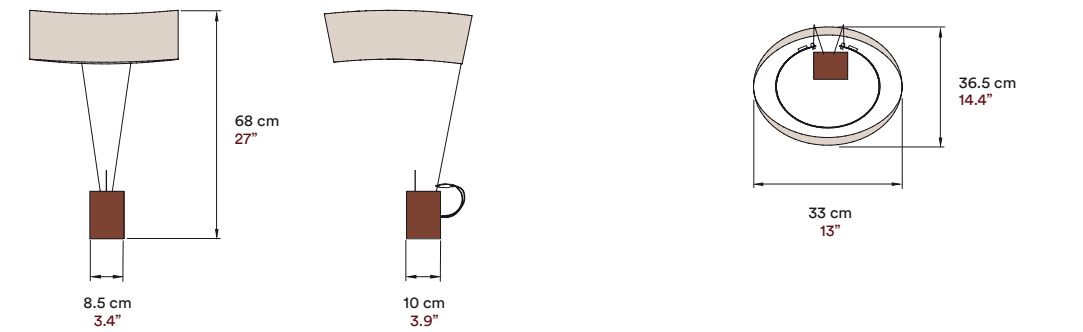
ASAP (As Simple As Possible) is a beautiful example of how copper, wood and terracotta can work together in perfect harmony. It shows us that even the most simple designs can be incredibly powerful and meaningful.

Muñoz's experimentation with these materials reminds us to always explore new possibilities, and to never stop pushing the boundaries of creativity.



Photography: Manu Toro

● **ASAP - CIRCULAR TABLE**
23 Natural White Wood Veneer & Terracota.



MATERIALS & COMPONENTS

Wood Veneer Shade

Cooper Rods

3D Printed Terracotta Base

Touch on/off Dimming Rod

Electrical Cable

145 cm 57"


Each piece is numbered and signed by the artist

LIGHT SOURCE

230V
Dimmable Integrated LED




Class II  

120V
Dimmable Integrated LED

   PENDING

FINISHES

WOOD VENEER COLOURS

-  21 Natural Cherry
-  22 Natural Beech
-  23 Natural White

AWARDS



Room Design
Magazine



Go to web



● ASAP - CIRCULAR TABLE
21 Natural Cherry Wood Veneer & Terracotta.

CANDELA

Candela

Wall

Designed by:
Candela Cort

The abstract design of Candela Cort's pieces reflects the vibrant career of the Spanish artist and hat maker.

This symbolic light pays homage to the abstract art of painter Wassily Kandinsky, drawing inspiration from the movement of forms and the balance of color.

Cort's compositions are mobile, blending with light, resulting in unique and distinctive works crafted by her own hands.

True to her spirit, Cort believes that genuine luxury is intertwined with simplicity, shaping her fantasy into beautiful objects that bring a touch of joy to the world.

Her preference for working with humble and recycled materials reflects her mastery and skill in transforming them into objects of desire – elegant, subtle, and simultaneously impactful unique pieces.

• CANDELA - WALL | Wood Veneer



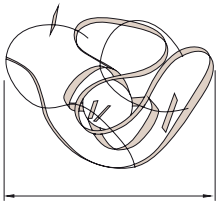
Photography: Maria Mira

CANDELA

WALL

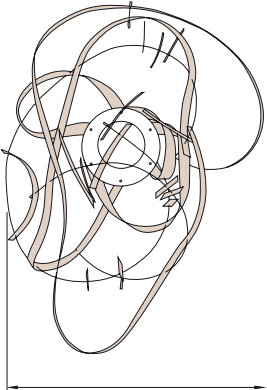
CANDELA CORT

MEDIUM



ø ~ 35 - 55 cm
ø ~ 14 - 22"

LARGE



ø ~ 55 - 85 cm
ø ~ 22 - 34"

MATERIALS & COMPONENTS

Wood Veneer Shade

Acrylic Diffuser

White Metal Back Plate

Each piece is numbered and signed by the artist


HOY TO BUY

Scan the QR code below.


This will take you to our web page, where you will be able to see what versions of Candela are available.


LIGHT SOURCE

220-240V
Bulb GX53

Class I 

120V
Bulb GX53

 PENDING



Go to web



• CANDELA - LARGE SUSPENSION
Wood Veneer. Photo: 3.000k.

THE CLOUD

The Cloud

Suspension Short
Suspension Large

Designed by:
Candela Cort

True to her spirit, Candela Cort believes that genuine luxury is intertwined with simplicity, shaping her fantasy into beautiful objects that bring a touch of joy to the world. Her preference for working with humble and recycled materials reflects her mastery and skill in transforming them into objects of desire: unique pieces that are elegant, subtle yet striking.

This dreamlike light pays homage to the movement of clouds that appear, re-form and disappear. It echoes fantasy and speaks of the dexterity with which Candela Cort handcrafts her clouds from her subtle translucent fabrics.

Like real clouds, each cloud has a distinct, handmade, random shape. And this is Cort's hallmark, as if it had a life of its own, each luminaire is unique, it can be altered effortlessly, it plays with change. He has achieved with just a veil what time achieves by playing with water and wind.

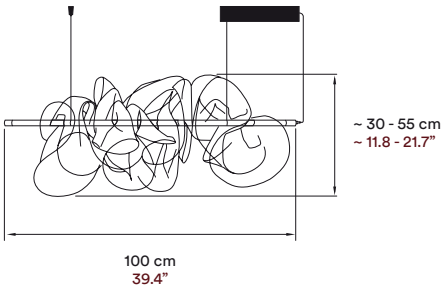
Suspension luminaires of different sizes.
Unique and numbered pieces.
Signed by the artist.



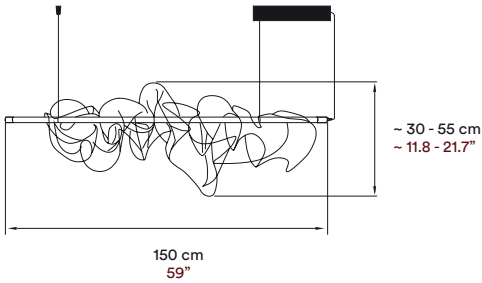
Photography: Santiago Relanzón

• THE CLOUD - SHORT SUSPENSION
Orange & Yellow

SHORT



LONG



MATERIALS & COMPONENTS

White Water Resistent Mesh

Transparent Acrylic Diffuser 360°

Black Metal Canopy

Black Electrical Cables

2,5 m drop 8 ft drop

Black Coaxial Cable

2,5 m drop 8 ft drop

FINISHES

FABRIC

○ White

Other finishes on request.

METAL CANOPY COLOUR

● BK-Matt Black

LIGHT SOURCE

120 - 277V

Dimmable Integrated LED

Class I

120 - 277V

Dimmable Integrated LED



Photography: Manu Toro

● THE CLOUD - LONG SUSPENSION
White

KACTOS

Kactos

Suspension
Table

Designed by:
Ray Power

The Kactos lamp by Ray Power is a true work of art that beautifully captures the essence of nature. Its cactus like silhouette is both striking and soothing, and the wooden veneer panels arranged in a vertical concave pattern around the light source create a mesmerizing effect.

The acrylic frame that holds everything in place adds a touch of modern elegance to the design. The lamp's beautiful shape reflects the light from within, casting a warm glow that fills any room with a sense of comfort and tranquility.

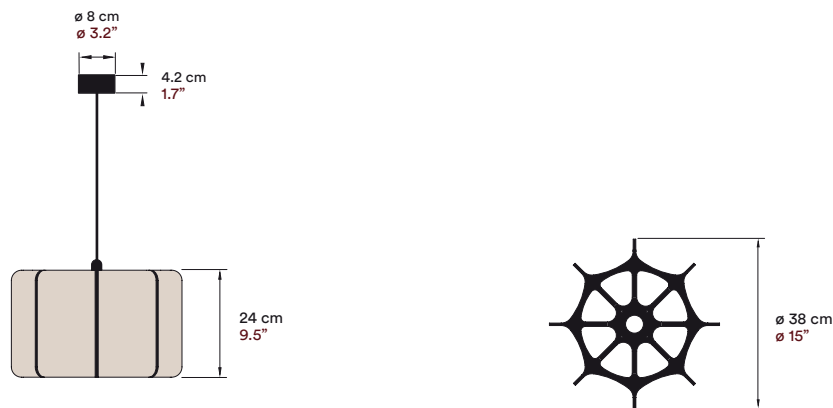
The table version of this lamp, with its ceramic base, is a perfect example of how classic style can be combined with modern design to create something truly unique and inspiring.



● KACTOS - TABLE
20 Ivory White Wood Veneer & Black Ceramic Base.



● KACTOS - SUSPENSION
21 Natural Cherry Wood Veneer.



MATERIALS & COMPONENTS

Wood Veneer Shade

Acrylic Frame

Metal Canopy

Electrical Cable
2,5 m drop 8 ft drop

LIGHT SOURCE

220-250V
Bulb E27









Class II 

120V
Bulb E26



FINISHES

RECOMMENDED WOOD VENEER COLOURS

- | | |
|---|--|
|  20 Ivory White |  22 Natural Beech |
|  21 Natural Cherry |  33 Pale Rose |
|  26 Red |  34 Sea Blue |
|  28 Blue | |
|  29 Grey | |

METAL CANOPY & ACRYLIC FRAME COLOURS

- | | |
|--|--|
|  BK-Matte Black |  WH-Matte White |
|--|--|

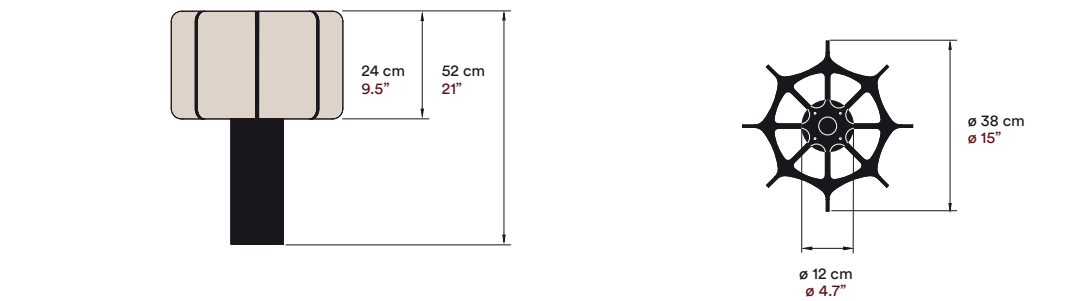


Go to web



Photography: Manu Toro

• KACTOS - SUSPENSION
34 Sea Blue Wood Veneer.



MATERIALS & COMPONENTS	
Wood Veneer Shade	
Ceramic Base	
Acrylic Frame	
Electrical Cable with Dimming Switch	
145 cm 57"	
LIGHT SOURCE	
220-250V	Class II
Bulb E27	
120V	
Bulb E26	

FINISHES	
RECOMMENDED WOOD VENEER COLOURS	
20 Ivory White	
21 Natural Cherry	22 Natural Beech
26 Red	33 Pale Rose
28 Blue	34 Sea Blue
29 Grey	
CERAMIC BASE & ACRYLIC FRAME COLOURS	
BK-Matte Black	WH-Matte White



● **KACTOS - TABLE**
33 Pale Rose Wood Veneer & White Ceramic Base.

OMMA

Omma

Suspension
Table

Wall
Floor

Designed by:
Eli Gutiérrez

Omma is an inventive lamp, like a tree with fluttering leaves full of light. In Eli Gutierrez's prepossessing design, it is almost possible to imagine the lamp's movable wood veneer, artfully edged with metal, flapping in a gentle breeze. Omma is available as a suspension lamp (with two, or four leaves), a table lamp and a floor lamp (with a single leaf), and a wall lamp (with a single leaf). Individual leaves will rotate up to 180°, allowing the user to create a range of lighting moods.

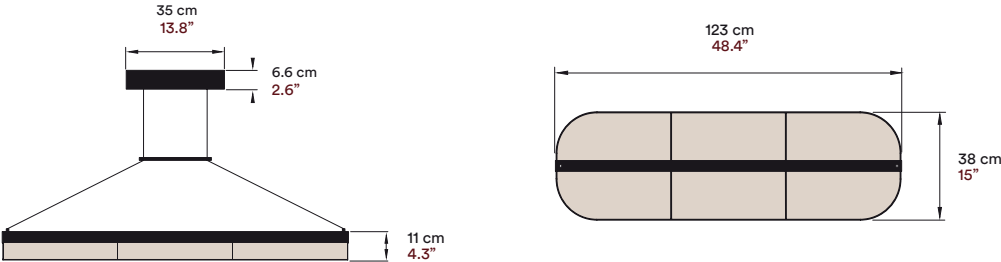
The Omma family of lights are available in only three wood veneer colours: Natural White, Natural Beech, and Natural Cherry. The lamp's metal finishes (used to create the spine and to edge the wood veneer modules) include Matte Black and Gold.

- **OMMA - SUSPENSION**
21 Natural Cherry Wood Veneer & Gold Metal Structure



Photography: Manu Toro

1 LONG LEAF



- MATERIALS & COMPONENTS
- Wood Veneer Shade
- Metal Canopy & Structure
- Electrified Cables

LIGHT SOURCE

- 220-240V
Dimmable Integrated LED
- 120 - 277V
Dimmable Integrated LED

- FINISHES
- WOOD VENEER COLOUR
- 21 Natural Cherry
- METAL COLOURS
- BK-Matte Black
- GD-Gold

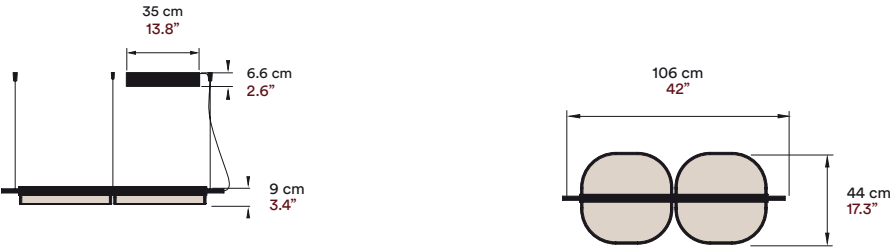


Go to web



• OMMA 1 LONG LEAF - SUSPENSION
21 Natural Cherry Wood Veneer & Matte Black Metal Structure.

2 LEAVES






MATERIALS & COMPONENTS
Wood Veneer Shade
Metal Canopy & Structure
Coaxial Power Cable
Black Steel Cables

LIGHT SOURCE

220-240V	Class I	CE
Dimmable Integrated LED		
120 - 277V		UL US
Dimmable Integrated LED		

FINISHES

WOOD VENEER COLOURS

	21 Natural Cherry		23 Natural White
	22 Natural Beech		

METAL COLOURS

BK-Matte Black

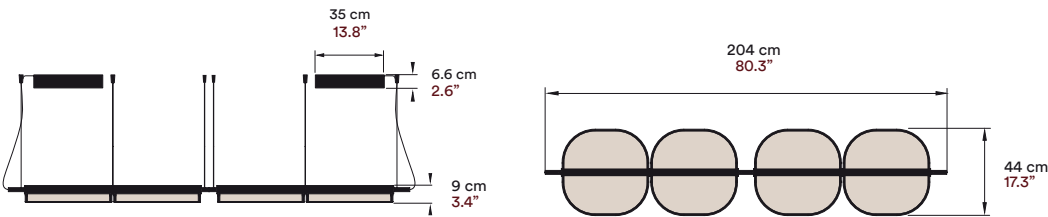
GD-Gold



● OMMA 2 LEAVES - SUSPENSION
21 Natural Cherry Veneer & Matte Black Metal Structure.



DOUBLE 2



MATERIALS & COMPONENTS

Wood Veneer Shade

Metal Canopy & Structure

Coaxial Power Cables

Black Steel Cables

LIGHT SOURCE

220-240V
Dimmable Integrated LED

Class I

120 - 277V
Dimmable Integrated LED



FINISHES

WOOD VENEER COLOURS

- 21 Natural Cherry
- 23 Natural White
- 22 Natural Beech

METAL COLOURS

- BK-Matte Black
- GD-Gold




Go to web



Photography: KlunderBie

• OMMA DOUBLE 2 - SUSPENSION
21 Natural Cherry Wood Veneer & Matte Black Metal Structure.

1 LEAF



MATERIALS & COMPONENTS

Wood Veneer Shade

Metal Structure, Stem & Base

Electrical Cable with Dimming Switch and Transformer on Plug
145 cm 57"

LIGHT SOURCE

220-240V
Dimmable Integrated LED

120V
Dimmable Integrated LED

FINISHES

WOOD VENEER COLOURS

21 Natural Cherry 23 Natural White

22 Natural Beech

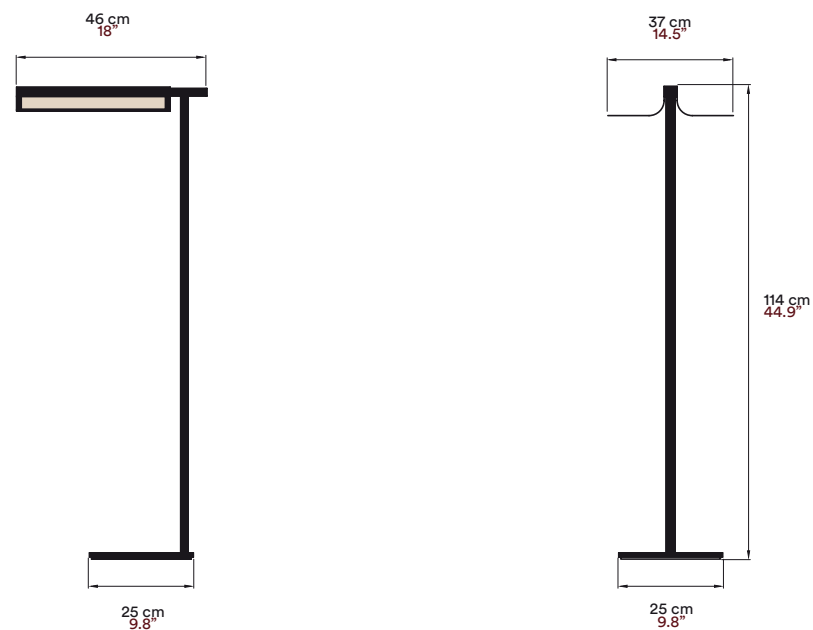
METAL COLOURS

BK-Matte Black GD-Gold



● OMMA 1 LEAF - TABLE
23 Natural White Wood Veneer & Matte Black Metal Structure.





MATERIALS & COMPONENTS

Wood Veneer Shade

Metal Structure, Stem & Base

Electrical Cable with Dimming Switch and Transformer on Plug
185 cm 73"

LIGHT SOURCE

220-240V
Dimmable Integrated LED

Class II

120V
Dimmable Integrated LED

US PENDING

FINISHES

WOOD VENEER COLOURS

- 21 Natural Cherry
- 23 Natural White
- 22 Natural Beech

METAL COLOURS

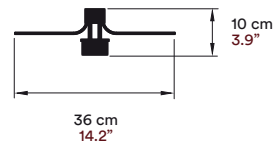
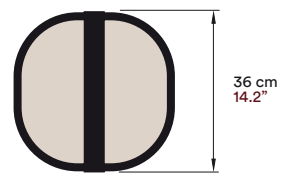
- BK-Matte Black
- GD-Gold



Go to web



● OMMA - FLOOR
23 Natural White Wood Veneer & Gold Metal Structure.




- MATERIALS & COMPONENTS
- Wood Veneer Shade


Metal Structure

Metal Back Plate

- LIGHT SOURCE
- 220-240V
Dimmable Integrated LED


Class I 


120 - 277V
Dimmable Integrated LED




ADA Compliant


- FINISHES
- WOOD VENEER COLOURS


 21 Natural Cherry

 23 Natural White

 22 Natural Beech

METAL COLOURS

 BK-Matte Black

 GD-Gold



Go to web



Photography: Ángel Segura

● OMMA - WALL
23 Natural White Wood Veneer & Matte Black Metal Structure.

Osca

Suspension

Designed by:
Bodo Sperlein

Osca is a lamp that embodies the perfect combination of art and functionality. Its design, a tribute to architect Oscar Niemeyer, is a true masterpiece of minimalistic yet strikingly unique shapes. The interlocking wooden arches create a three-dimensional form that captures the essence of sculptural beauty. The Osca family, comprising of two suspension versions, is a testament to the beauty of simplicity and elegance.



Photography: Manu Toro

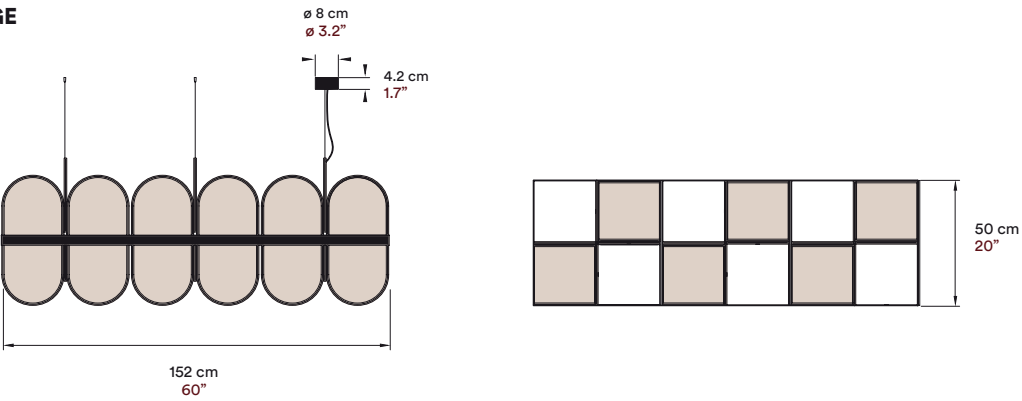
OS
CA

• **OSCA - LARGE SUSPENSION**
23 Natural Cherry Wood Veneer & Earl Grey Metal Structure.

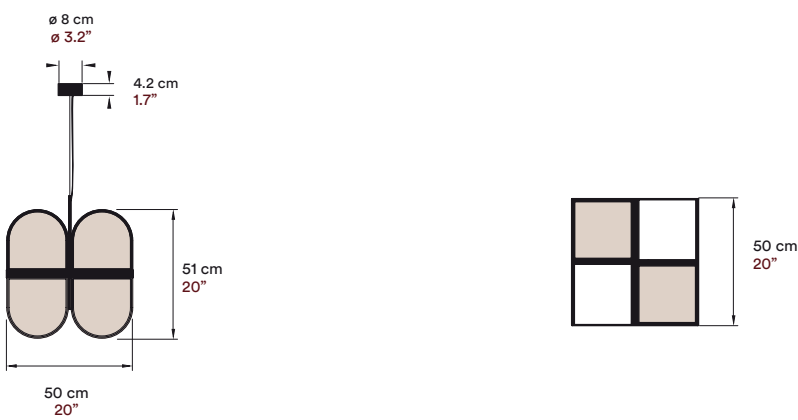


OSCA - LARGE SUSPENSION | 23 Natural White Wood Veneer & Earl Grey Structure.

LARGE



SMALL



MATERIALS & COMPONENTS

Wood Veneer Shades

Metal Structure & Canopy

Textile Electrical Cable
2,5 m drop 8 ft drop

Steel Cables
2,5 m drop 8 ft drop

LIGHT SOURCE

220-250V
Bulbs E27

Class I

120V
Bulbs E26

US

FINISHES

WOOD VENEER COLOURS

23 Natural White 33 Pale Rose

METAL COLOURS

EG-Earl Grey GD-Gold

SMALL



Go to web

LARGE



Go to web



● OSCA - SMALL SUSPENSION
23 Natural White Wood Veneer & Earl Grey Metal Structure.

TINY



Tiny

Table

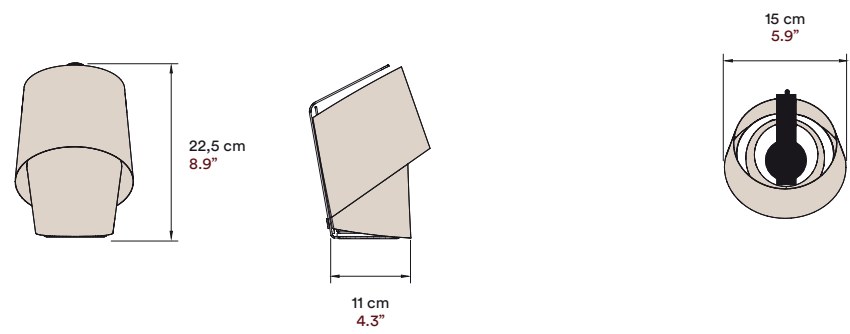
Designed by:
Ray Power

The Tiny Lamp is a testament to the beauty of simplicity. Its classic silhouette is achieved with just a single strip of wood veneer wrapped around its light source. This unassuming lamp radiates a cheerful vibe and is available in a wide variety of colours. The juxtaposition of the natural warmth of the wood veneer against the cool metal, it is a true work of art. Its handy handle allows us to place it wherever it's needed, making it a versatile and indispensable piece.

- **TINY - TABLE**
21 Natural Cherry Wood Veneer.



Photography: Manu Toro



MATERIALS & COMPONENTS

Wood Veneer Shade

Metal Base & Handle

Black Electrical Cable with on/off or Dimming Switch
145 cm 57"

LIGHT SOURCE

220-250V
Bulb E14

120V
Bulb E12

Class II

CE

UL US

FINISHES

WOOD VENEER COLOURS

20 Ivory White

21 Natural Cherry

22 Natural Beech

24 Yellow

25 Orange

26 Red

28 Blue

29 Grey

33 Pale Rose

34 Sea Blue

METAL COLOUR

BK-Matte Black

Go to web



• TINY - TABLE
20 Ivory White Wood Veneer.

VOLIERE



Photography: Manu Toro

Voliere

Suspension

Designed by:
Bodo Sperlein

Voliere could be a reinterpretation of a classic 1920s chandelier. With its nod to elegant French art deco lighting design, Voliere's intricately layered wood veneer elements are arranged like feathery plumes.

Composed by Bodo Sperlein, Voliere showcases the designer's appreciation of craft and materiality. This sculptural lamp's feather-like sections offer a unique perspective from different angles.

Due to the carefully considered structure and materials, the Voliere is lightweight in design and authentically reflects the feather decor. Voliere brings a touch of 1920s glamour to contemporary interiors.

- **VOLIERE - SUSPENSION**
23 Natural White Wood Veneer. Photo: 3,000k




Photography: Mania Milra




Photography: Santiago Relanzón

- **VOLIERE - SUSPENSION**
23 Natural White Wood Veneer. Photo: 3.000k.

LARGE



SHORT



MATERIALS & COMPONENTS

Wood Veneer Shades

Metal Structure & Canopy

3 Steel Cables

5 m drop 16.5 ft drop

Gold Cloth Cord Electrical Cable

5 m drop 16.5 ft drop

LIGHT SOURCE

220-250V

14 Bulbs E14 &

2 Bulbs E27

Class I



120V

14 Bulbs E12 &

2 Bulbs E26



FINISHES

WOOD VENEER COLOURS

23 Natural White

METAL COLOUR

GD-Gold



Go to web



• VOLIERE - SUSPENSION
23 Natural White Wood Veneer. Photo: 3.000k.



AGATHA

Agatha

Designed by:
Luis Eslava Studio

Small, Large & Ball Suspension

Agatha's handmade wood veneer strips are interlaced elegantly, blossoming concentrically from its centre, creating a happy and arresting presence in the room.

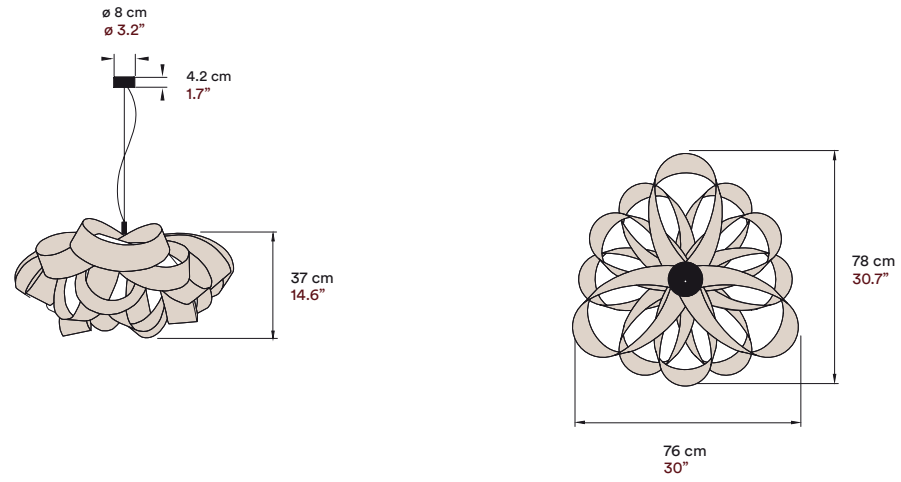


Interior Design: Materia Singular

● AGATHA - SMALL SUSPENSION
20 Ivory White Wood Veneer.



SMALL



MATERIALS & COMPONENTS

Wood Veneer Shade

Metal Canopy

Stainless Steel Cable
2,5 m drop 8 ft drop

Transparent Electrical Cable
2,5 m drop 8 ft drop

LIGHT SOURCE

220 - 250V
Bulb E27

Class I

120V
Bulb E26

US

FINISHES

WOOD VENEER COLOURS

- | | |
|-------------------|------------------|
| 20 Ivory White | |
| 21 Natural Cherry | 22 Natural Beech |
| 24 Yellow | 29 Grey |
| 25 Orange | 33 Pale Rose |
| 26 Red | 34 Sea Blue |
| 28 Blue | |

METAL CANOPY COLOUR

- NI-Nikel



Go to web

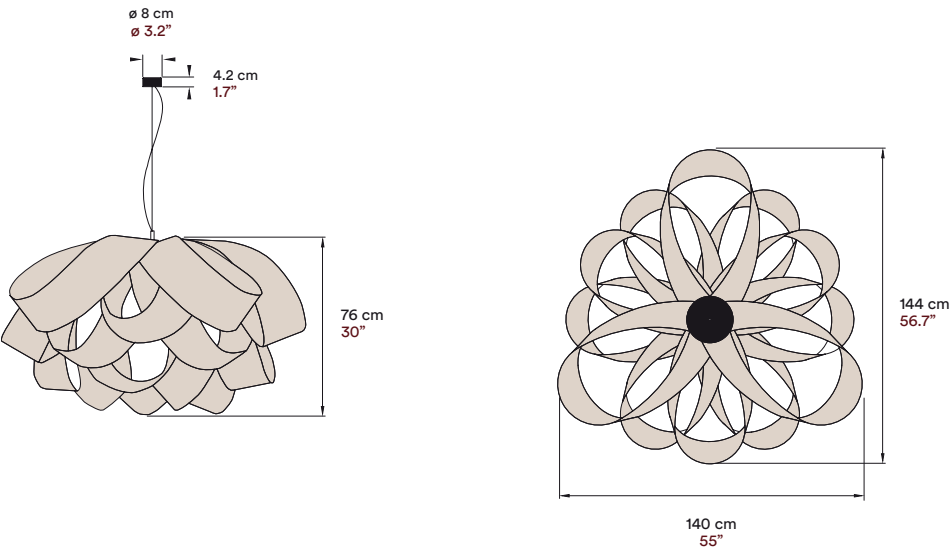


● AGATHA - SMALL SUSPENSION
21 Natural Cherry Wood Veneer.

● AGATHA - SMALL SUSPENSION
20 Ivory White Wood Veneer.



LARGE



MATERIALS & COMPONENTS

Wood Veneer Shade

Metal Canopy

Stainless Steel Cable
2,5 m drop 8 ft drop

Transparent Electrical Cable
2,5 m drop 8 ft drop

LIGHT SOURCE

220 - 250V
3 Bulbs E27

Class I










120V
3 Bulbs E26



FINISHES

RECOMMENDED WOOD VENEER COLOURS

- | | |
|--|--|
|  20 Ivory White |  22 Natural Beech |
|  24 Yellow |  33 Pale Rose |
|  25 Orange |  34 Sea Blue |
|  29 Grey | |

METAL CANOPY COLOUR

-  NI-Nikel

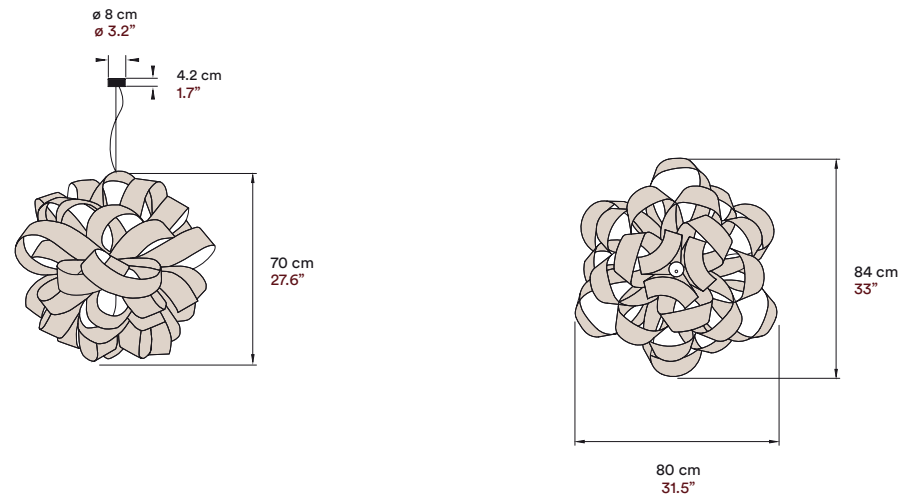


Go to web



● AGATHA - LARGE SUSPENSION
22 Natural Beech Wood Veneer.

BALL



MATERIALS & COMPONENTS

Wood Veneer Shade

Metal Canopy

Stainless Steel Cable

2,5 m drop 8 ft drop

Transparent Electrical Cable

2,5 m drop 8 ft drop

LIGHT SOURCE

220 - 250V

6 Bulbs E27

Class I










120V

6 Bulbs E26



FINISHES

RECOMMENDED WOOD VENEER COLOURS

- | | |
|--|--|
|  20 Ivory White |  22 Natural Beech |
|  24 Yellow |  33 Pale Rose |
|  25 Orange |  34 Sea Blue |
|  29 Grey | |

METAL CANOPY COLOUR

-  NI-Nikel

AWARDS

HD Las Vegas. Product Design Competition. USA

WAN LIGHTING. World Architecture Award. USA



Go to web



Photography: Santiago Relanzón

● AGATHA - BALL SUSPENSION
20 Ivory White Wood Veneer.

AIR



Air


Table
Wall

Designed by:
Ray Power

The Air light is sublime, graceful and enchanting. Its shape exhibits the designer's characteristic penchant for imaginative three-dimensional forms. The Air lamp's pleats and folds work to create a unique wood veneer light, one whose character demonstrates balance with equanimity and restraint.

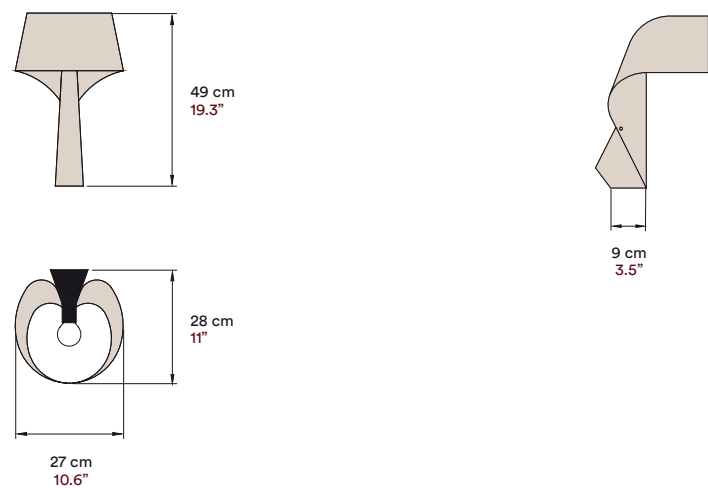
Air lamp diffuses light in a manner that is flawless and low-key, its singular silhouette shining with a radiant warmth and vitality. A free-flowing, effortless light, Air lamp enjoys a distinctly individual profile.

- **AIR - WALL**
20 Ivory White Wood Veneer.



Photography: Santiago Relanzón

- **AIR - TABLE**
21 Natural Cherry Wood Veneer.



MATERIALS & COMPONENTS

Wood Veneer Shade

Metal Base

Electrical Cable with Dimming Switch
145 cm 57"

LIGHT SOURCE

220 - 250V
Bulb E14

120V
Bulb E12

FINISHES

WOOD VENEER COLOURS

20 Ivory White

21 Natural Cherry

22 Natural Beech

24 Yellow

25 Orange

26 Red

28 Blue

29 Grey

33 Pale Rose

34 Sea Blue

AWARDS



Chicago

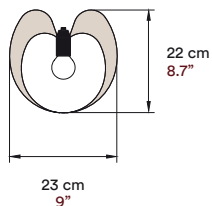
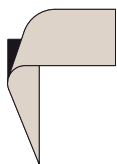
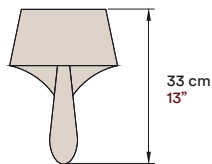


Go to web



Photography: Santiago Relanzón

• AIR - TABLE
24 Yelow Wood Veneer.



- MATERIALS & COMPONENTS
- Wood Veneer Shade
- White Metal Back Plate

LIGHT SOURCE

- 220 - 250V
Bulb E14
- Class I
- 120V
Bulb E12
-

- FINISHES
- WOOD VENEER COLOURS
- 20 Ivory White

21 Natural Cherry

22 Natural Beech

24 Yellow

25 Orange

26 Red

28 Blue

29 Grey

33 Pale Rose

34 Sea Blue



Go to web



Photography: Santiago Relanzón

● AIR - WALL
20 Ivory White Wood Veneer.

BLACK NOTE



Photography: Angel Segura

Black Note

Keys
Triplet
Duplet

Suspension
Susp. & Floor
Wall

Designed by:
Ramón Esteve Estudio

Designed by Ramón Esteve, Black Note is a lamp with perpendicular shades that rise and fall in harmony. Its rhythmic arrangement is inspired by the black keys on a piano, whose sharp and flat notes add emotion and passion to a melody.

Black Note's metal frame in our new metallic finishes work harmoniously with its luminous, warm wood veneer shades. Ramón Esteve created three Black Note compositions: Black Note Keys (horizontal), Black Note Triplet (suspension & floor) and Black Note Duplets (wall). These differing compositions, with their rhythmic forms, offer a symphony of light, texture and pattern.

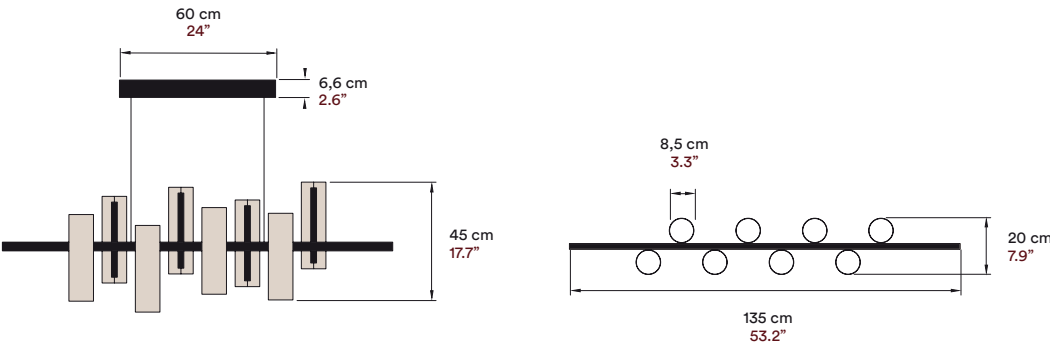
• **BLACK NOTE KEYS**
20 Ivory White Wood Veneer & Matte Black Metal Structure.



Photography: Emilio Lekuona

● **BLACK NOTE KEYS - SUSPENSION**
20 Ivory White Wood Veneer & Gold Metal Structure. Photo: 3.000k

KEYS



MATERIALS & COMPONENTS

8 Wood Veneer Shades

Metal Structure & Canopy

4 Electrified Steel Cables

2,5 m drop 8 ft drop

LIGHT SOURCE

Dual Circuit - DC. Enables independent dimming and control of the decorative wood shades and the tech downlight.

120 - 277V
Dimmable Integrated LED

Class I

120 - 277V
Dimmable Integrated LED



FINISHES

RECOMMENDED WOOD VENEER COLOURS

- 20 Ivory White
- 21 Natural Cherry 22 Natural Beech

METAL COLOURS

- BK-Matte Black GD-Gold

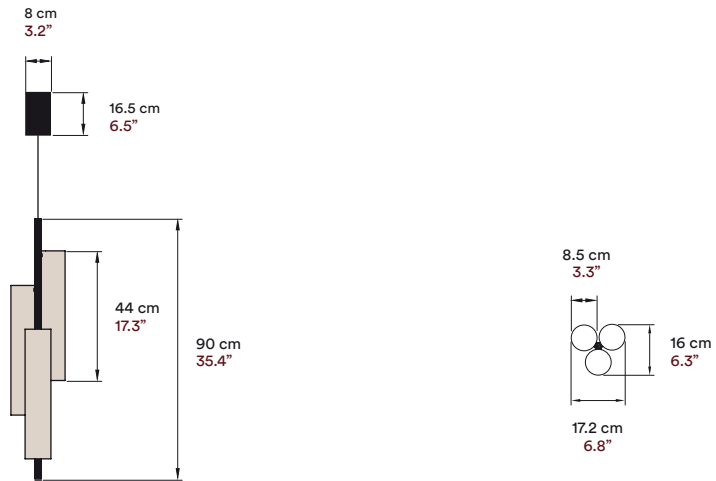


Go to web



• **BLACK NOTE KEYS - SUSPENSION**
20 Ivory White Wood Veneer & Matte Black Metal Structure.

TRIPLET



MATERIALS & COMPONENTS

3 Wood Veneer Shades

Metal Structure & Canopy

Triangular or Rounded Tube

Black Electrical Cable

2,5 m drop 8 ft drop

LIGHT SOURCE

120 - 277V
Dimmable Integrated LED

Class I

120 - 277V
Dimmable Integrated LED



FINISHES

RECOMMENDED WOOD VENEER COLOURS

- 20 Ivory White
- 21 Natural Cherry
- 22 Natural Beech

METAL COLOURS

- BK-Matte Black
- GD-Gold



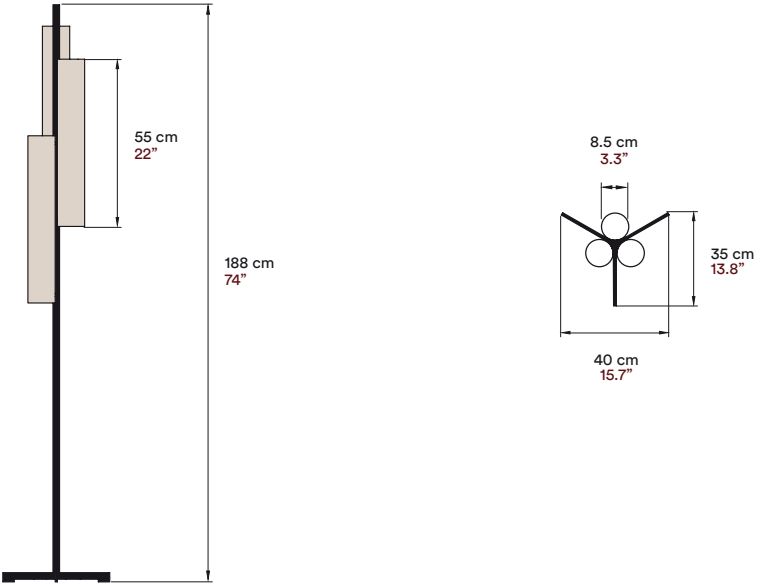
Go to web



Photography: Santiago Relanzón

• BLACK NOTE TRIPLET - SUSPENSION
20 Ivory White Wood Veneer & Gold Metal Structure. Photo: 4.000k.

TRIPLET



MATERIALS & COMPONENTS

3 Wood Veneer Shades

Metal Stem & Base

Triangular or Rounded Tube

Electrical Cable with Dimming Switch and Transformer on Plug
185 cm 73"

LIGHT SOURCE

230V
Dimmable Integrated LED

Class II 

120V
Dimmable Integrated LED




FINISHES

RECOMMENDED WOOD VENEER COLOURS

-  20 Ivory White
-  21 Natural Cherry
-  22 Natural Beech

METAL COLOURS

-  BK-Matte Black
-  GD-Gold



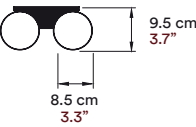
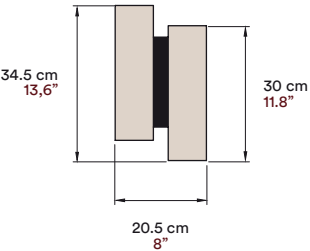
Go to web



Photography: Ángel Segura

• BLACK NOTE TRIPLET - FLOOR
20 Ivory White Wood Veneer & Matte Black Metal Structure. Photo: 4.000k

DUPLET



MATERIALS & COMPONENTS	FINISHES
2 Wood Veneer Shades	RECOMMENDED WOOD VENEER COLOURS
Metal Structure & Back Plate	<div><div><div></div><div>20 Ivory White</div></div><div><div></div><div>21 Natural Cherry</div></div><div><div></div><div>22 Natural Beech</div></div></div>
LIGHT SOURCE	METAL COLOURS
120 - 277V Dimmable Integrated LED	<div><div><div></div><div>BK-Matte Black</div></div><div><div></div><div>GD-Gold</div></div></div>
120 - 277V Dimmable Integrated LED	
ADA Compliant	



● **BLACK NOTE DUPLET - WALL**
29 Grey Wood Veneer & Matte Black Structure. Photo: 4000k.



MINI CHOU



Photography: Ángel Segura

Mini Chou

Cordless
Table

Designed by:
Yonoh Creative Studio

The simplicity and charm of the Mini Chou, inspired by the traditional Japanese lantern called chou-chin, is able to capture the enchantment of the moment through light.

Mini Chou is the perfect companion for modern life: wireless, handy and exceptionally versatile. Handmade in natural wood veneer in Spain, Mini Chou has a dimmer that allows you to create the level of intimacy required.

With a whole world to discover, just how far will your Mini Chou take you?

- **MINI CHOU - CORDLESS TABLE**
20 Ivory White Wood Veneer.



MATERIALS & COMPONENTS

Wood Veneer Shade

Interior Acrylic Diffuser

Metal Base & Handle

Rechargeable Battery

8 Hours Autonomy at 90% Power

IN Charge only, charging cable supplied
USB type C

On / Off Dimming

LIGHT SOURCE

Dimmable Integrated LED

Class III 

Dimmable Integrated LED

FINISHES

WOOD VENEER COLOURS

- | | |
|---|--|
|  20 Ivory White |  22 Natural Beech |
|  21 Natural Cherry |  24 Yellow |
|  29 Grey |  25 Orange |
|  26 Red |  33 Pale Rose |
|  28 Blue |  34 Sea Blue |

METAL COLOURS

-  BK-Matte Black



Go to web



- MINI CHOU - CORDLESS TABLE
20 Ivory White Wood Veneer.

- MINI CHOU - CORDLESS TABLE
33 Pale Rose Wood Veneer.



DUNE

Dune

Horizontal & Vertical Suspension | Designed by:
Mayice Studio

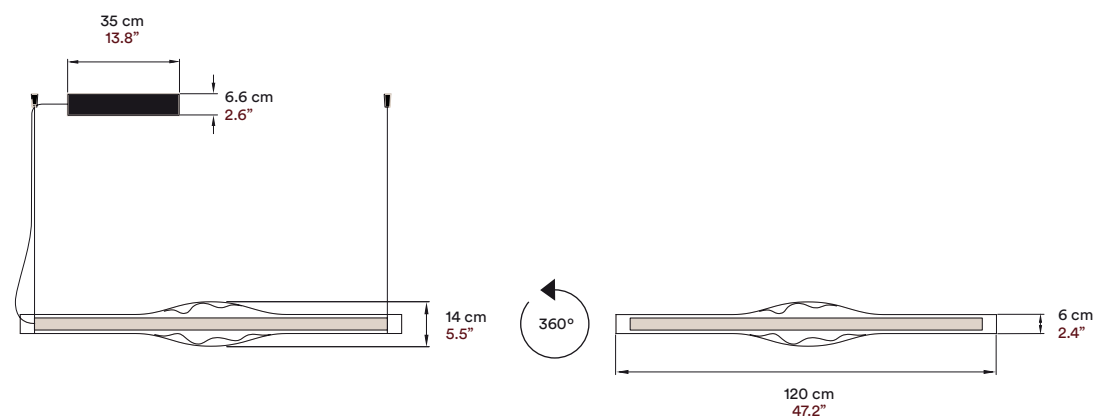
Dune is a sculptural light whose shape is intriguingly amorphous. Designed by Madrid-based Mayice Studio, Dune is a single piece of hand-blown borosilicate glass, enveloping a wood veneer diffuser with a seedpod-like opening on one side. The glass is hand-blown by Eduard Garuti, an accomplished artisan. With mastery and great dexterity, the work of Mayice and Garuti is able to reveal the natural beauty found in glass and combine this to perfection with the wood.

Dune's distinctive shape is made up of two symmetrical ends and an irregular, bulb-shaped centre. The lamp's dimmable LED light source is housed in a wood veneer diffuser, and the glass softens the downward light from the seedpod-like opening. Each Dune lamp is unique: the beauty found in the imperfection of hand-blown glass ensures Dune is a piece of art in itself.



• DUNE - SUSPENSION
34 Sea Blue Wood Veneer & Glass.

HORIZONTAL



MATERIALS & COMPONENTS

Wood Veneer Shade

Hand Blown Glass: Borosilicate

Metal Canopy

Coaxial Power Cable

2,5 m drop 8 ft drop

2 Steel Cables

2,5 m drop 8 ft drop

LIGHT SOURCE

120 - 277V

Dimmable Integrated LED

Class I CE

120 - 277V

Dimmable Integrated LED



FINISHES

RECOMMENDED WOOD VENEER COLOURS

- 20 Ivory White
- 21 Natural Cherry
- 22 Natural Beech
- 33 Pale Rose
- 34 Sea Blue

METAL CANOPY COLOUR

- BK-Matte Black

AWARDS



USA



USA



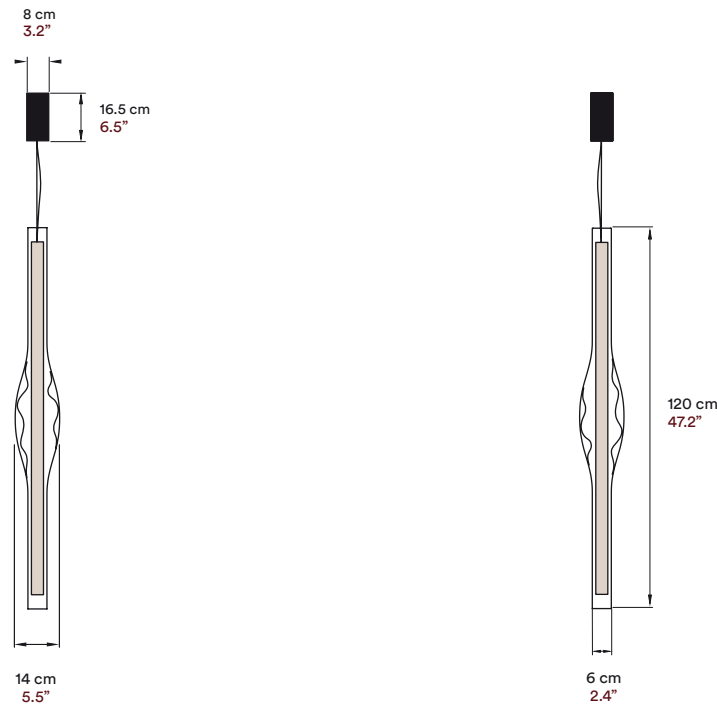
Go to web



• DUNE HORIZONTAL - SUSPENSION
21 Natural Cherry Wood Veneer & Glass.



VERTICAL



MATERIALS & COMPONENTS

Wood Veneer Shade

Hand Blown Glass: Borosilicate

Metal Canopy

Coaxial Power Cable

2,5 m drop 8 ft dr op

Black Steel Cable

2,5 m drop 8 ft drop

LIGHT SOURCE

120 - 277V
Dimmable Integrated LED

Class I CE

120 - 277V
Dimmable Integrated LED



FINISHES

RECOMMENDED WOOD VENEER COLOURS

- 20 Ivory White
- 21 Natural Cherry
- 22 Natural Beech
- 33 Pale Rose
- 34 Sea Blue

METAL CANOPY COLOUR

- BK-Matte Black

AWARDS



USA



USA



Go to web



• DUNE, ESTELA & ERIS COMPOSITION - SUSPENSION
20 Ivory White, 21 Natural Cherry Wood Veneer & Glass.



Photography: Emilio Lekuona

Eris

Suspension
Table

Designed by:
Mayice Studio

- **ERIS - TABLE**
22 Natural Beech Wood Veneer, Glass & Metal Structure.

Eris has an abstract and ethereal beauty, similar to the planet of the same name. Designed by Mayice Studio, Eris is made up of several components: an original borosilicate glass orb, hand-blown by accomplished Artisan glass-blower Eduardo Garuti, a wood veneer tube (that contains the LED light source), and a spun aluminium base.

Available as both a table lamp and a suspension lamp, Eris is sublime. Radiant when the light is on and ornamental when off, Eris has an ethereality that captures the perfect symbiosis of Glass and wood.

ERIS



MATERIALS & COMPONENTS

Wood Veneer Shade

Hand Blown Glass: Borosilicate

Spun Aluminium Base

Electrical Cable with Dimming Switch

145 cm 57"

LIGHT SOURCE

220 - 250V

Bulb GU10

Class II 

120V

Bulb GU10



FINISHES

RECOMMENDED WOOD VENEER COLOURS

 20 Ivory White

 21 Natural Cherry

 22 Natural Beech

 33 Pale Rose

 34 Sea Blue


METAL COLOURS

 AL-Natural Aluminium

 BK-Matte Black



● ERIS - TABLE
22 Natural Beech Wood Veneer, Glass & Aluminium Metal Structure.



MATERIALS & COMPONENTS

Wood Veneer Shade

Hand Blown Glass: Borosilicate

Aluminium Structure

Metal Canopy

Electrical Cable
2,5 m drop 8 ft drop

LIGHT SOURCE

220 - 250V
Bulb GU10

Class I

120V
Bulb GU10



FINISHES

RECOMMENDED WOOD VENEER COLOURS

- 20 Ivory White
- 21 Natural Cherry
- 22 Natural Beech
- 33 Pale Rose
- 34 Sea Blue

METAL COLOURS

- AL-Natural Aluminium
- BK-Matte Black



Go to web



Photography: Angel Segura

• **ERIS - SUSPENSION**
20 Ivory White Wood Veneer, Glass & Metal Structure.

ESCAPE



Photography: Mikiko Kikuyama.

Escape

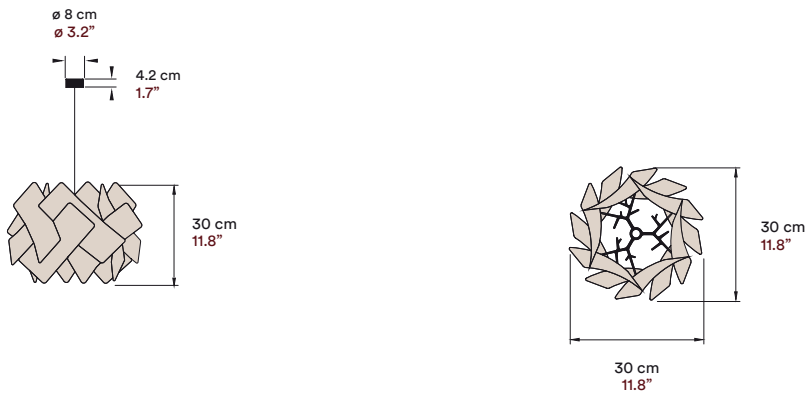
Suspension

Designed by:
Ray Power

Escape is an avant-garde pendant with a smart domino-like structure. Its self-supporting veneer panels give the impression of falling into a ring of light, their form defying gravity.

Designed by Ray Power, Escape is a truly handsome, self-assured light. While enjoying a little bit of swagger and appearing fairly pleased with itself, the Escape pendant's manner is bright and buoyant. Moreover, Escape is entirely affable, having an approachable quality that is perfect for any well turned out setting.

● ESCAPE - SUSPENSION | 20 Ivory White Wood Veneer.



MATERIALS & COMPONENTS

Wood Veneer Shade

Metal Tripod & Canopy

Electrical Cable
2,5 m drop 8 ft drop

LIGHT SOURCE

220 - 250V
Bulb E27

Class I

120 V
Bulb E26

US

AWARDS



Chicago

FINISHES

WOOD VENEER COLOURS

- | | |
|-------------------|------------------|
| 20 Ivory White | 22 Natural Beech |
| 21 Natural Cherry | |
| 24 Yellow | 29 Grey |
| 25 Orange | 33 Pale Rose |
| 26 Red | 34 Sea Blue |
| 28 Blue | |


METAL COLOURS

- | | |
|----------------|-----------|
| BK-Matte Black | NI-Nickel |
| WH-Matte White | |



Go to web

- ESCAPE - SUSPENSION
33 Pale Rose Wood Veneer.



ESTELA

Estela

Horizontal & Vertical Suspension
Floor

Designed by:
Mayice Studio

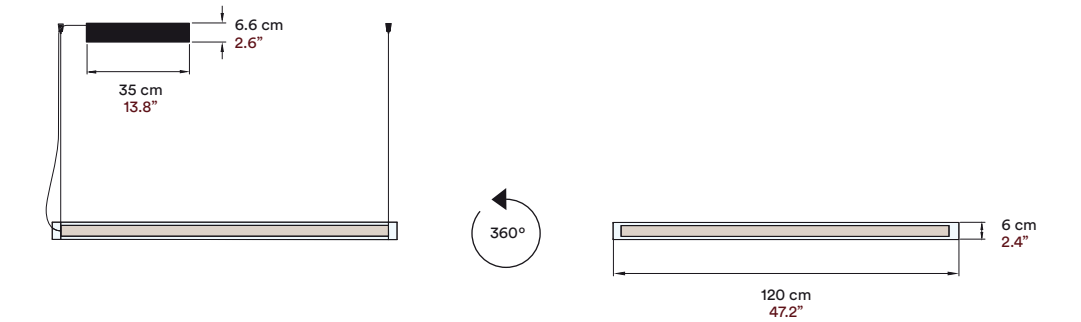
Estela is a captivating capsule of light. In Estela, Mayice Studio designed a clean, clear, single piece of borosilicate glass. Hand-blown by the accomplished artisan Eduard Garuti, the glass envelopes a cylinder-like wood veneer diffuser. The wood veneer houses a dimmable LED light source, and a straight opening on one side emits downward light that is softened by the glass.

Offering a seamless connection between both glass and wood, Estela is a radiant lamp with a celestial-like quality. It can also be used together with Dune to create alternating design solutions for board rooms, offices, and hospitality settings. Estela's natural imperfections, a characteristic of hand-blown glass, add to its warmth and elegance.

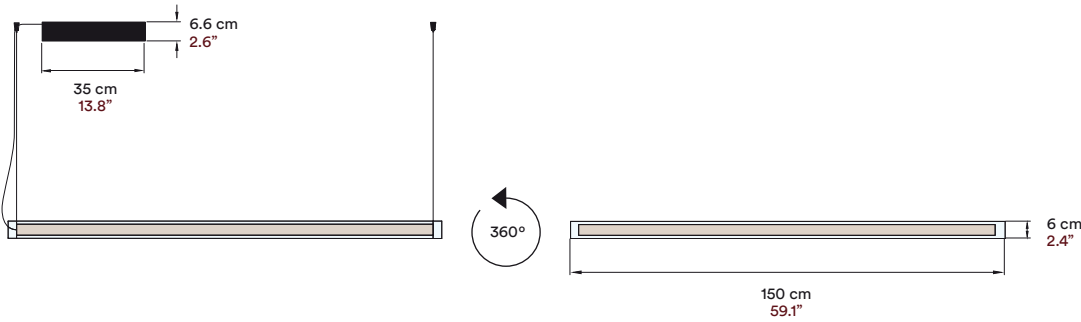
- **ESTELA SHORT SUSPENSION**
21 Natural Cherry Wood Veneer & Glass.



SHORT



LONG



MATERIALS & COMPONENTS

Wood Veneer Shade

Hand Blown Glass: Borosilicate

Metal Canopy

Black Coaxial Power Cable

2,5 m drop 8 ft drop

2 Black Steel Cables

2,5 m drop 8 ft drop

LIGHT SOURCE

120 - 277V
Dimmable Integrated LED

Class I

120 - 277V
Dimmable Integrated LED

US

FINISHES

RECOMMENDED WOOD VENEER COLOURS

- 20 Ivory White
- 21 Natural Cherry
- 22 Natural Beech
- 33 Pale Rose
- 34 Sea Blue

METAL CANOPY COLOURS

- BK-Matte Black



Go to web

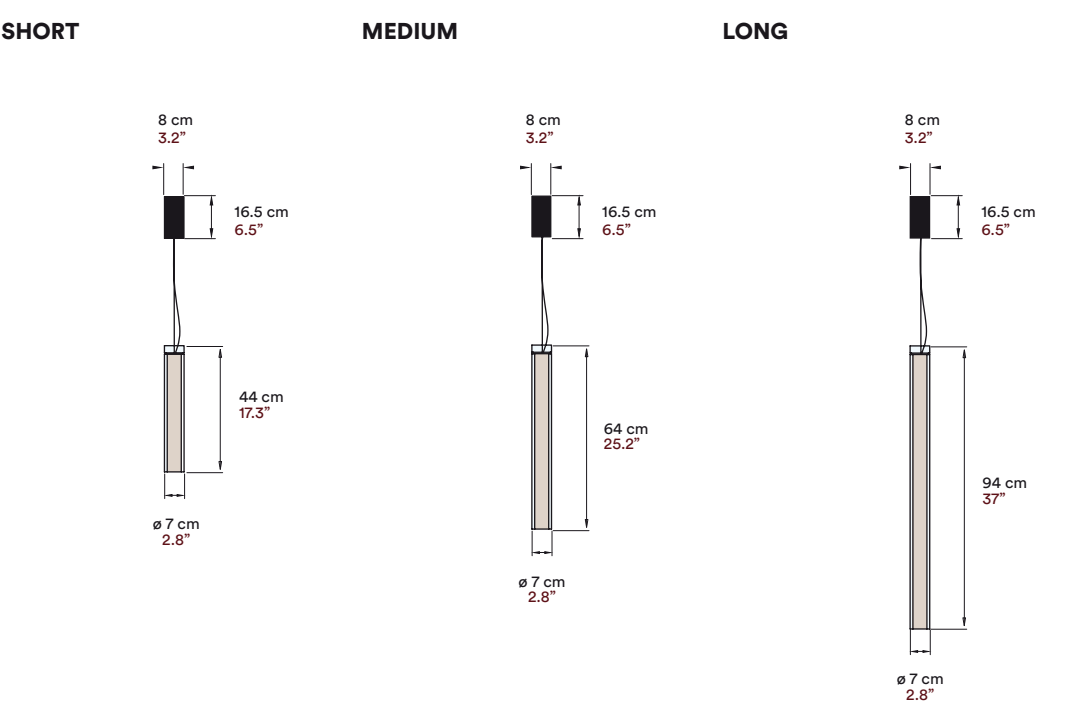


Photography: Manu Toro

• ESTELA SHORT - SUSPENSION
21 Natural Cherry Wood Veneer & Glass



ESTELA - SMALL VERTICAL SUSPENSION - 21 Natural Cherry Wood Veneer & Glass - Interior Design: Materia Singular



GEA

Gea

Suspension
Wall
Ceiling

Designed by:
Mariví Calvo

A versatile all-rounder, Gea is a solid and circular suspension, ceiling, and wall lamp. Gea's modest form is smart, self-possessed and clean-cut. A steadfast performer, Gea radiates warmth from its wood veneer sides, the resulting effect satisfyingly serene. We find a light that is unpretentious and yet highly accomplished, its versatility knowing no bounds.

We find a light that is unpretentious and yet highly accomplished, its versatility knowing no bounds. From a series of Super Gea pendants hanging in the hallways of power to a Gea ceiling lamp fixed in a minimalist space, this appealing light is reassuringly loyal.



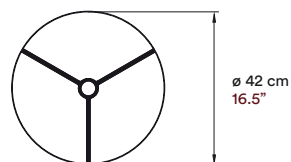
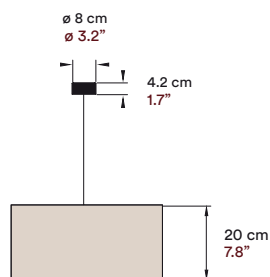
• GEA - LARGE CEILING | 22 Natural Beech Wood Veneer.



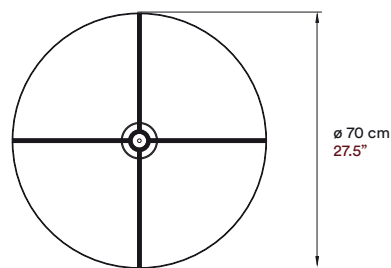
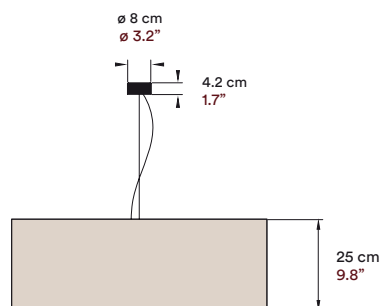
Photography: Santiago Relanzón

• GEA - LARGE SUSPENSION | 29 Grey Wood Veneer. 4000k.

SMALL



LARGE



MATERIALS & COMPONENTS

Wood Veneer Shade

Acrylic Diffuser

Chrome Metal Tripod

Metal Canopy

Stainless Steel Cable

2,5 m drop 8 ft drop. Only in Large size

Transparent Electrical Cable

2,5 m drop 8 ft drop

LIGHT SOURCE

220 - 250V

SMALL Bulb E27

LARGE 3 Bulbs E27

Class I

120V

SMALL Bulb E26

LARGE 3 Bulbs E26



FINISHES

WOOD VENEER COLOURS

- | | |
|-------------------|------------------|
| 20 Ivory White | 22 Natural Beech |
| 21 Natural Cherry | |
| 24 Yellow | 29 Grey |
| 25 Orange | 33 Pale Rose |
| 26 Red | 34 Sea Blue |
| 28 Blue | |

METAL CANOPY COLOUR

- NI-Nikel



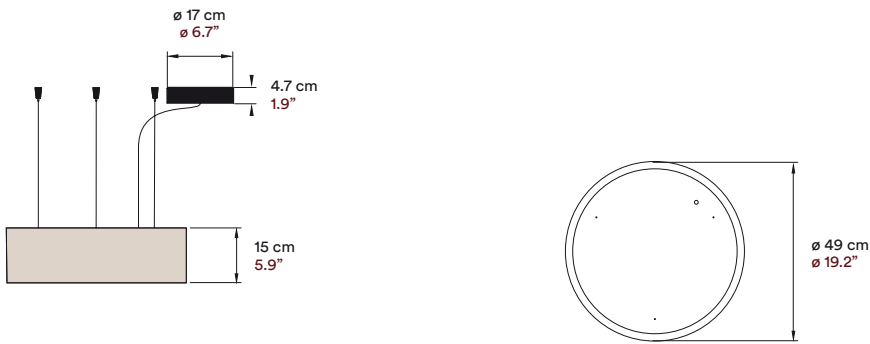
Go to web



Photography: Santiago Relanzón

- GEA - LARGE SUSPENSION
- 29 Grey Wood Veneer. Photo: 4000k.

SLIM



MATERIALS & COMPONENTS

Wood Veneer Shade

Top & Bottom Acrylic Diffuser

Metal Canopy

3 Stainless Steel Cable

2,5 m drop 8 ft drop

Transparent Electrical Cable

2,5 m drop 8 ft drop

LIGHT SOURCE

120 - 277V

Dimmable Integrated LED

Class I

120 - 277V

Dimmable Integrated LED



FINISHES

WOOD VENEER COLOURS

- | | | | |
|--|-------------------|--|------------------|
| | 20 Ivory White | | |
| | 21 Natural Cherry | | 22 Natural Beech |
| | 24 Yellow | | 29 Grey |
| | 25 Orange | | 33 Pale Rose |
| | 26 Red | | 34 Sea Blue |
| | 28 Blue | | |

METAL CANOPY COLOUR

- NI-Nikel

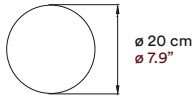

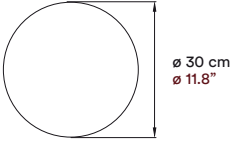

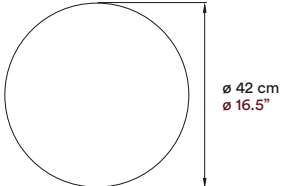




Go to web



Photography: Emilio Lekuona

• GEA - SLIM SUSPENSION
20 Ivory White Wood Veneer.

GEA	WALL & CEILING	MARIVÍ CALVO
SMALL	  10 cm 3.9"	
MEDIUM	  10 cm 3.9"	
LARGE	  10 cm 3.9"	

MATERIALS & COMPONENTS	FINISHES
Wood Veneer Shade	
Acrylic Frontal Diffuser	
Metal Back Plate	
LIGHT SOURCE	WOOD VENEER COLOURS
120 - 277V Dimmable Integrated LED or 220 - 250V Bulb GX53	<div> <div>20 Ivory White</div> <div>21 Natural Cherry</div> <div>22 Natural Beech</div> <div>24 Yellow</div> <div>25 Orange</div> <div>26 Red</div> <div>28 Blue</div> <div>29 Grey</div> <div>33 Pale Rose</div> <div>34 Sea Blue</div> </div>
120 - 277V Dimmable Integrated LED or 120V Bulb GX53	
ADA Compliant	
	 Go to web

	<p>● GEA LARGE CEILING 29 Grey Wood Veneer. Photo: 4000k.</p>
---	--

	<p>● GEA - SMALL, MEDIUM & LARGE WALL 29 Grey Wood Veneer. Photo: 4000k.</p>
--	---

Guijarro

Wall
Ceiling

Designed by:
Mariví Calvo



Photography: Cualiti

J A
R
R
O

Guijarro is a family of three pebble-like lights, each one perfect for use on a wall or ceiling. These lamps were inspired by fine shingle: small, smooth and rounded pebbles whose individual shapes have been carved over many years by water and sand. A tiny wonder of nature, every pebble exhibits its own colour, contours and form.

With three different sizes and a choice of wood veneer finishes, the Guijarro lights are especially eye-catching when displayed in a group formation. Just as pebbles live in harmony, present a strong sense of oneness.

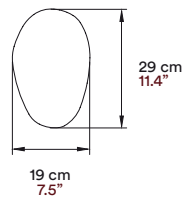
- GUIJARRO - SMALL, MEDIUM & LARGE
21 Natural Cherry, 24 Yellow & 29 Grey Wood Veneer.

GUIJARRO


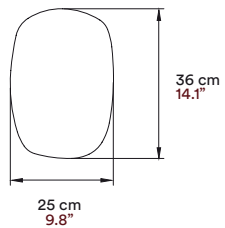
WALL & CEILING

MARIVÍ CALVO

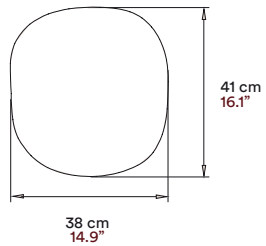
SMALL



MEDIUM



LARGE



MATERIALS & COMPONENTS

Wood Veneer Shade

Acrylic Frontal Diffuser

Metal Back Plate

LIGHT SOURCE

120 - 277V
Dimmable Integrated LED
or
220 - 250V
Bulb GX53

Class I

120 - 277V
Dimmable Integrated LED
or
120V
Bulb GX53



ADA Compliant

FINISHES

WOOD VENEER COLOURS

- | | |
|-------------------|------------------|
| 20 Ivory White | 22 Natural Beech |
| 21 Natural Cherry | |
| 24 Yellow | 29 Grey |
| 25 Orange | 33 Pale Rose |
| 26 Red | 34 Sea Blue |
| 28 Blue | |



Go to web



• GUIJARRO - SMALL, MEDIUM & LARGE WALL
24 Yellow, 28 Blue, 26 Red & 25 Orange Wood Veneer.

I — CLUB

Designed by:
Burkhard Dämmer

I-Club

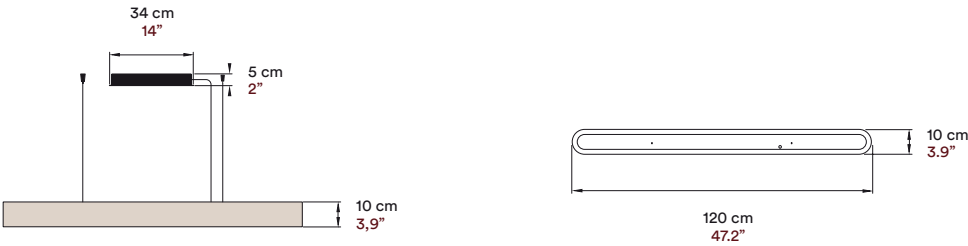
Suspension
Ceiling
Wall
Table

Created by Burkhard Dämmer, the I-Club is designed with clean architectural lines and a longer form that will illuminate its surroundings with understated elegance. An innovative lighting series, I-Club has a symmetrical beauty that is replicated across a number of models: suspension, wall, ceiling, floor and table.

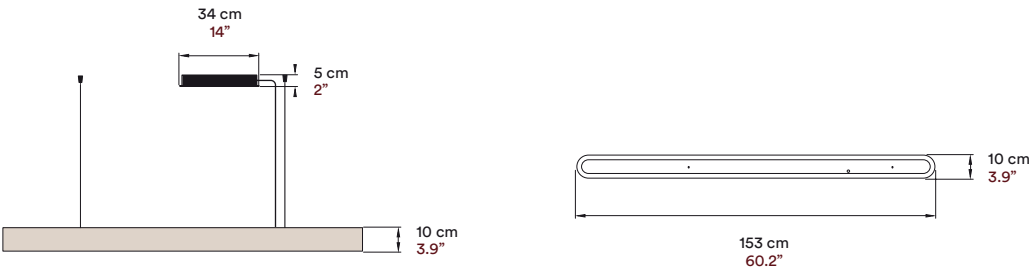


"MSK Koch Center" Hospital, NY, USA. Photography: Chris Cooper.

SHORT SLIM



LONG SLIM



MATERIALS & COMPONENTS

Wood Veneer Shade

Top & Bottom Acrylic Diffuser

Metal Canopy

2 Stainless Steel Cable

2,5 m drop 8 ft drop

Transparent Electrical Cable

2,5 m drop 8 ft drop

LIGHT SOURCE

120 - 277V
Dimmable Integrated LED

Class I

120 - 277V
Dimmable Integrated LED



FINISHES

WOOD VENEER COLOURS

- | | | |
|--|-------------------|------------------|
| | 20 Ivory White | |
| | 21 Natural Cherry | 22 Natural Beech |
| | 24 Yellow | 29 Grey |
| | 25 Orange | 33 Pale Rose |
| | 26 Red | 34 Sea Blue |
| | 28 Blue | |

METAL CANOPY COLOUR

- NI-Nikel



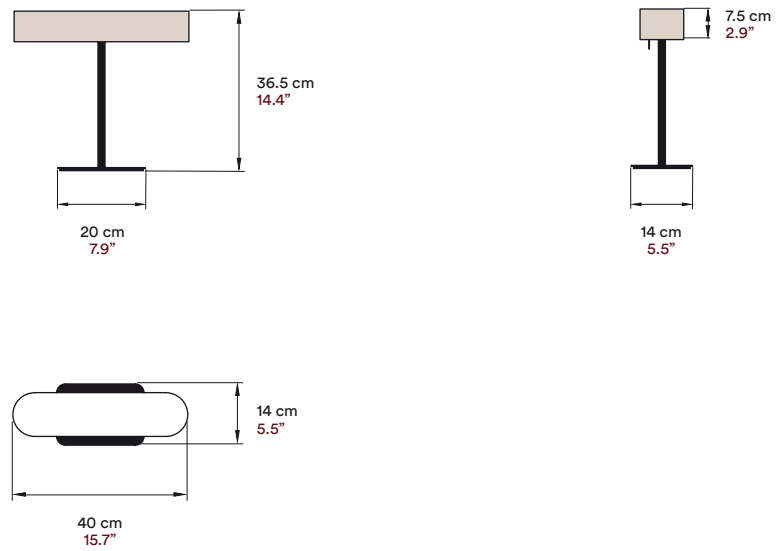
Go to web



● I-CLUB SLIM - SUSPENSION
21 Natural Cherry Wood Veneer.

● I-CLUB SLIM - SUSPENSION
21 Natural Cherry Wood Veneer.





MATERIALS & COMPONENTS

Wood Veneer Shade

Bottom & Upper Acrylic Diffuser

Metal Stem & Base

Touch on/off Dimming Rod

Electrical Cable

145 cm 57"

LIGHT SOURCE

220 - 240V

Dimmable Integrated LED

Class II



120V

Dimmable Integrated LED



FINISHES

WOOD VENEER COLOURS

- | | |
|-------------------|------------------|
| 20 Ivory White | 22 Natural Beech |
| 21 Natural Cherry | 29 Grey |
| 24 Yellow | 33 Pale Rose |
| 25 Orange | 34 Sea Blue |
| 26 Red | |
| 28 Blue | |

METAL COLOUR

- NI-Nikel



Go to web



Photography: Santiago Relanzón

• I-CLUB - TABLE
21 Natural Cherry Wood Veneer.

I-CLUB

WALL

BURKHARD DÄMMER

SMALL

11 cm
4.3"

48 cm
18.9"

10 cm
3.9"

SLIM

10 cm
3.9"

165 cm
65"

10 cm
3.9"

MATERIALS & COMPONENTS

Wood Veneer Shade

Bottom & Upper Acrylic Diffuser

Metal Back Plate

LIGHT SOURCE

120 - 277V
Dimmable Integrated LED

120 - 277V
Dimmable Integrated LED

ADA Compliant

FINISHES

WOOD VENEER COLOURS

20 Ivory White

21 Natural Cherry

22 Natural Beech

24 Yellow

25 Orange

26 Red

28 Blue

29 Grey

33 Pale Rose

34 Sea Blue

SMALL

SLIM



142


I-CLUB - SLIM WALL

21 Natural Cherry Wood Veneer.

I-CLUB - SMALL WALL

21 Natural Cherry Wood Veneer.





143

I-LINE

I-Line

Short & Long Suspension

Designed by:
Burkhard Dämmer

I-Line is a well-crafted lamp with a sleek, clean design created by the brilliant Burkhard Dämmer in collaboration with LZF. It comes in two sizes, short and long suspension, and offers both direct and ambient light through its wood veneer, dimmable LED, and light-filtering diffuser.

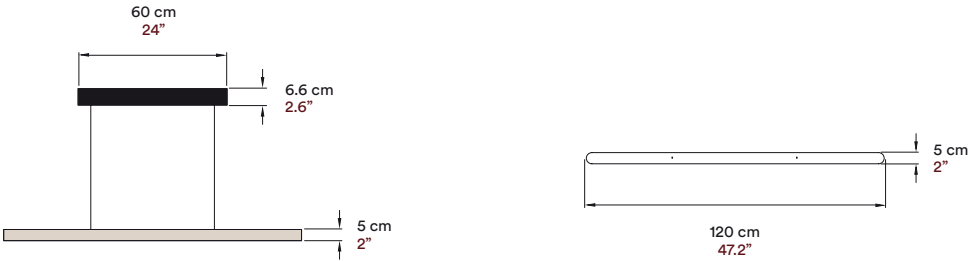
- **I-LINE - SUSPENSION**
20 Ivory White Wood Veneer.

I-Line's simple, symmetrical, and serene design makes it perfect for use above a countertop or a work table, adding a touch of elegance to any space.

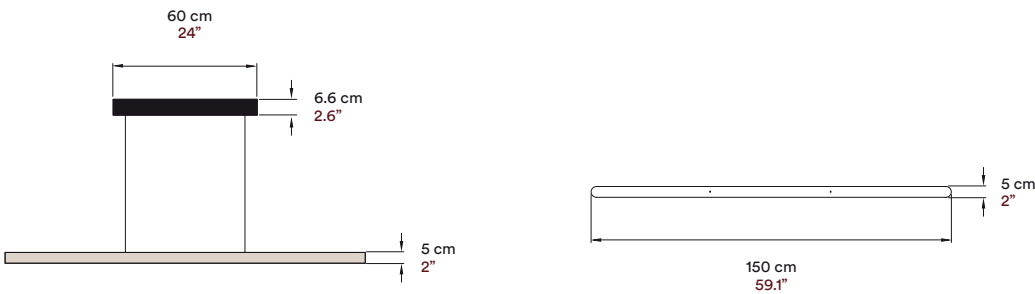


Photography: Angel Segura

SHORT



LONG



MATERIALS & COMPONENTS

Wood Veneer Shade

Bottom White Acrylic Diffuser

Top Black Metallic Cover

Black Metal Canopy

2 Black Electrified Cables
2,5 m drop 8 ft drop

LIGHT SOURCE

120 - 277V
Dimmable Integrated LED


Class I 

120 - 277V
Dimmable Integrated LED



FINISHES

WOOD VENEER COLOURS

- | | |
|---|--|
|  20 Ivory White |  22 Natural Beech |
|  21 Natural Cherry |  29 Grey |
|  24 Yellow |  33 Pale Rose |
|  25 Orange |  34 Sea Blue |
|  26 Red | |
|  28 Blue | |

METAL CANOPY COLOURS

- | | |
|--|--|
|  BK-Matte Black |  WH-Matte White |
|--|--|



Go to web



• I-LINE - SUSPENSION
21 Natural Cherry Wood Veneer.



• I-LINE - SUSPENSION
21 Natural Cherry Wood Veneer.

LENS

Lens

Wall

Designed by:
Mut Design



• **LENS**
21 Natural Cherry Wood Veneer, Gold Metal Structure & Mirror.

The wall version of LZP's Lens lamp incorporates an eye-catching central mirror. Designed by Mut Design Studio, Lens is a lamp created with flowing lines and no hard edges. The Lens wall lamp is available in three shapes: circle, oval, and super oval.

Made up of wood veneer, a metal ring and back Plate, the new mirror fitting is an alluring addition to the Lens wall lamp. The lamp's dimmable LED provides a soft, halo-like warmth. A light that works as a single fixture or in a group, the Lens wall lamp adds a reflective depth to any space.



• **LENS - WALL SUPEROVAL & OVAL**
21 Natural Cherry Wood Veneer, Black Metal Structure & Mirror.

LENS

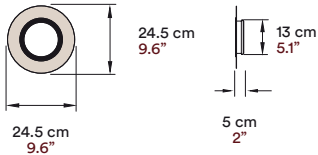
WALL

MUT DESIGN

CIRCULAR

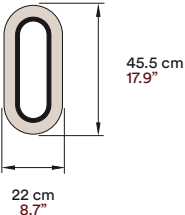
OVAL

SUPEROVAL



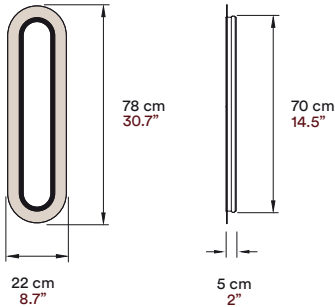
24.5 cm
9.6"

5 cm
2"



22 cm
8.7"

45.5 cm
17.9"



22 cm
8.7"

78 cm
30.7"

MATERIALS & COMPONENTS

Wood Veneer Shade

Central Mirror*

*Customisable with signage on mirror

Metal Ring

FINISHES

WOOD VENEER COLOURS

METAL COLOURS

120-277V

Dimmable Integrated LED

Class I

CE

120 - 277V

Dimmable Integrated LED

UL US

CIRCULAR

OVAL

SUPEROVAL

Go to web

Go to web

Go to web



Photography: Ángel Segura

• LENS - WALL CIRCULAR
20 Ivory White Wood Veneer, Gold Metal & Mirror. Photo: 4000k.

LI



Photography : Lisa Petrole.

- **LINK - LARGE SUSPENSION**
21 Natural Cherry Wood Veneer.

Link

Small & Large Suspension
Floor

Designed by:
Ray Power

Designed by Ray Power, Link is an intelligent light whose layered wood veneer is made up of Möbius strips (in mathematics, a surface with one continuous side, like an infinite loop). Link's billowy, cloud-like structure ensures this eye-catching lamp is a captivating feature in any space. Switched on or off, Link's buoyant form is a clever illustration of the creative potential of light paired with wood veneer.

You can get the Link lamp as a suspension lamp in small, large, and modular versions. It is also available as a floor lamp that rests on a chrome tower-like base.

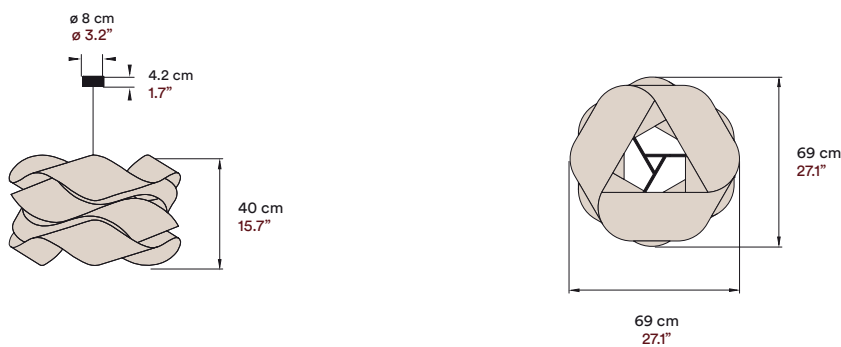
The design of Link shows how beauty and functionality can be connected. It's a great example of the potential of wood in lighting design.

NK

SMALL



LARGE



MATERIALS & COMPONENTS

Wood Veneer Shade

Metal Tripod & Canopy

Electrical Cable
2,5 m drop 8 ft drop

LIGHT SOURCE

220 - 250V
Bulb E27

Class I

120V
Bulb E26

AWARDS

DESIGN **PLUS**
Chicago Frankfurt

FINISHES

WOOD VENEER COLOURS

- 20 Ivory White
- 21 Natural Cherry
- 22 Natural Beech
- 24 Yellow
- 25 Orange
- 29 Grey
- 26 Red
- 28 Blue
- 33 Pale Rose
- 34 Sea Blue

METAL COLOURS

- BK-Matte Black
- WH-Matte White
- NI-Nickel

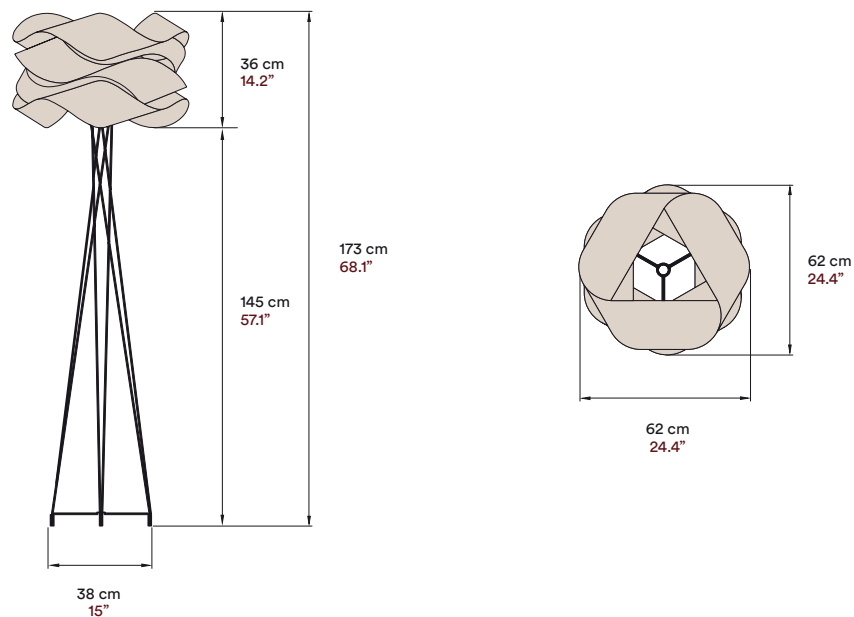


Go to web



● LINK - LARGE SUSPENSION
20 Ivory White Wood Veneer.





MATERIALS & COMPONENTS

Wood Veneer Shade

Black Metal Tripod

Metal Base

Electrical Cable with Dimming Switch
185 cm 53"

LIGHT SOURCE

220 - 250V
Bulb E27

Class II 

120V
Bulb E26



FINISHES

WOOD VENEER COLOURS

- 20 Ivory White
- 21 Natural Cherry
- 22 Natural Beech
- 24 Yellow
- 25 Orange
- 26 Red
- 28 Blue
- 29 Grey
- 33 Pale Rose
- 34 Sea Blue

METAL COLOUR

- NI-Nikel



● LINK - FLOOR | 24 Yellow Wood Veneer.

LO



Photography: Santiago Relanzón

Lola

Designed by:
Ray Power

Suspension
Floor
Table
Wall


Lola is a lamp created by Ray Power, a long-time collaborator. The lamp features a conical shape with a complex geometric pattern, showcasing Power's ability to create imaginative three-dimensional forms. The design process for Lola involved many iterations, drawings, and prototypes, resulting in a truly marvellous lighting design.

The name "Lola" is a traditional Spanish name, strongly linked to the Flamenco tradition making the lamp itself alive, sensuous, and intriguing. Whether used in a domestic or contract setting, Lola is a lamp that attracts and pleases the eye. Its highly original and sophisticated construction is accentuated and softened when illuminated, making it fascinating and arresting to look at.

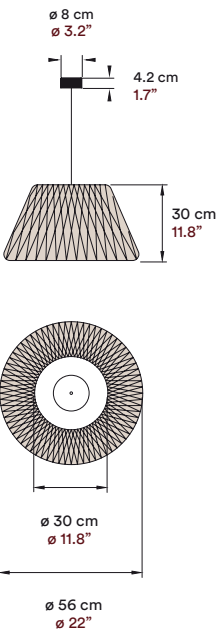
Lola is available in various sizes and LZF's range of natural wood colors, making it a stimulating and sparkling light that is sure to leave a lasting impression.

- **LOLA - LARGE SUSPENSION**
22 Natural Beech Wood Veneer.

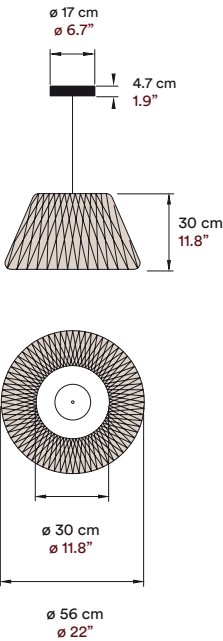
LA



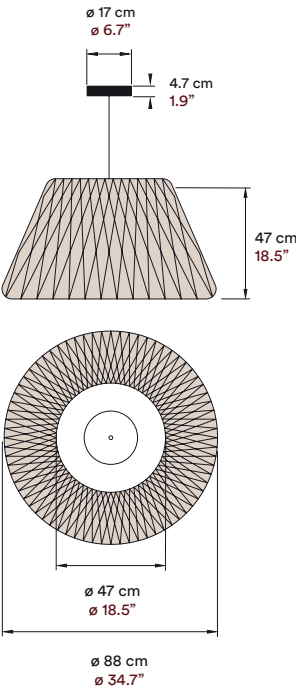
MEDIUM
BULB



MEDIUM
LED



LARGE
LED



MATERIALS & COMPONENTS

Woven Wood Veneer Shade

Acrylic Frame

Metal Canopy

Electrical Cable
2,5 m drop 8 ft drop

LIGHT SOURCE

120 - 277V
Dimmable Integrated LED
or
220 - 250V - only medium size
Bulb E27

Class I

120 - 277V
Dimmable Integrated LED
or
120V - only medium size
Bulb E26



FINISHES

RECOMMENDED WOOD VENEER COLOURS

20 Ivory White 22 Natural Beech

METAL CANOPY COLOUR


NI-Nikel



Go to web

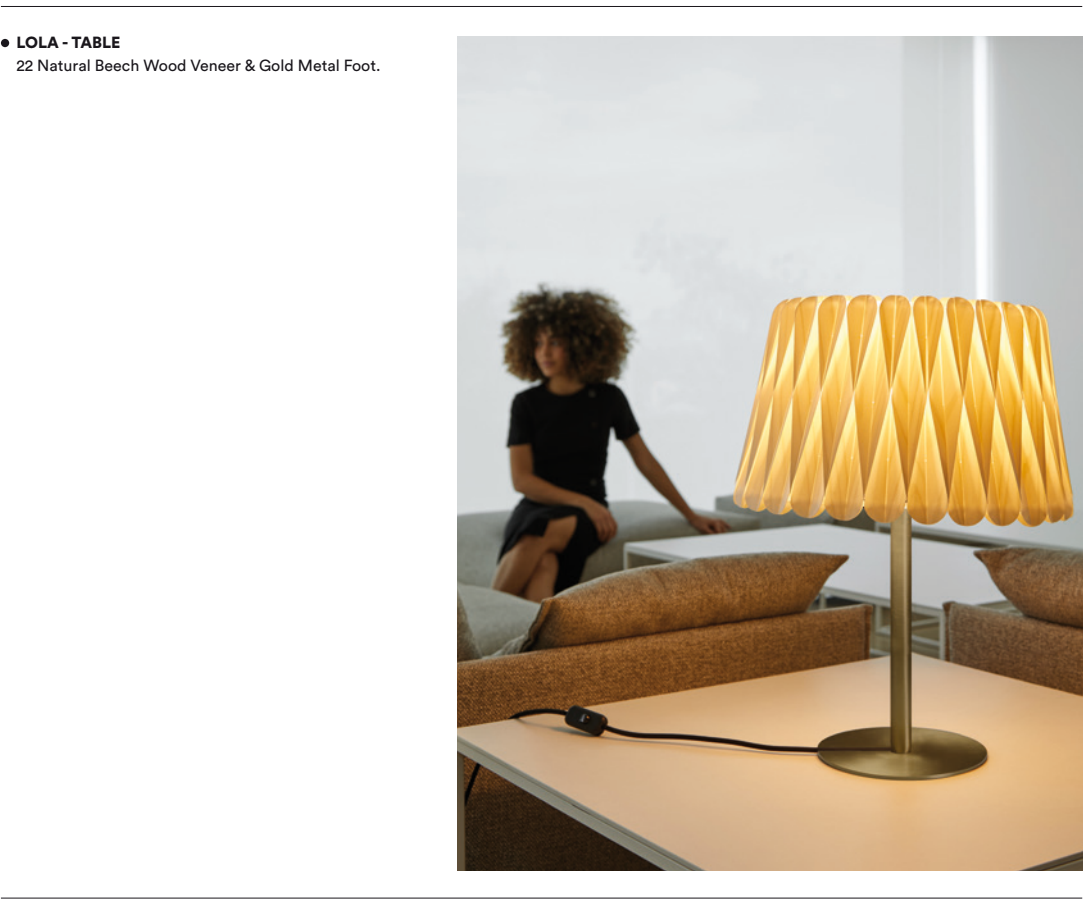
• LOLA - SUSPENSION
22 Natural Beech Wood Veneer.





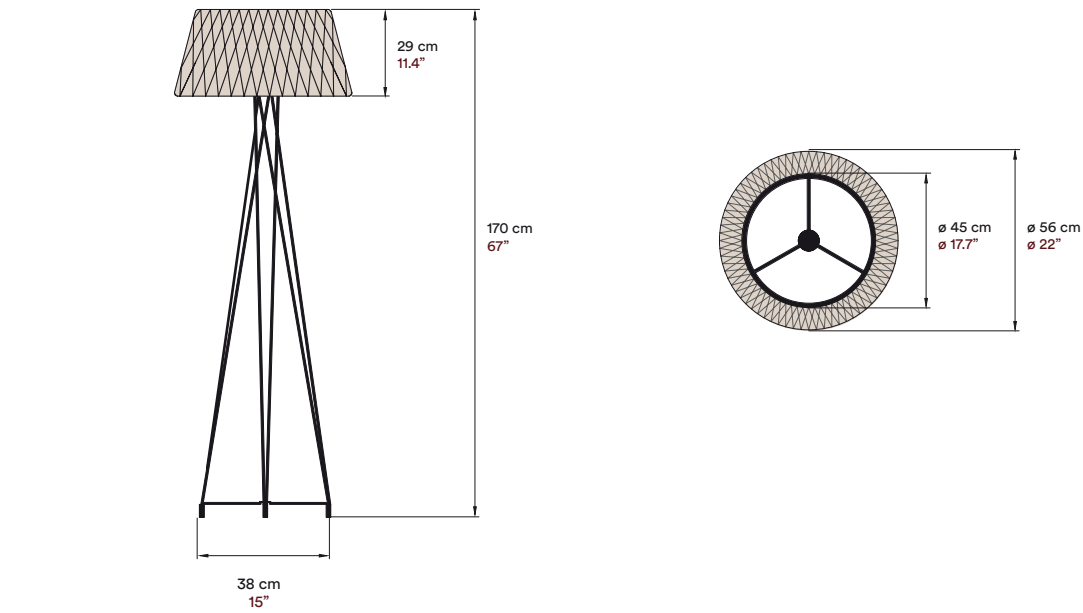
MATERIALS & COMPONENTS	
Woven Wood Veneer Shade	
Transparent Acrylic Frame	
Metal Base	
Electrical Cable with Dimming Switch	
145 cm 57"	
LIGHT SOURCE	
220 - 250V	Class II
Bulb E27	
120V	
Bulb E26	

FINISHES	
RECOMMENDED WOOD VENEER COLOURS	
20 Ivory White	22 Natural Beech
METAL COLOURS	
BK-Matte Black	GD-Gold
IV-Matte Ivory	



● **LOLA - TABLE**
20 Ivory White Wood Veneer & Matte Ivory, Matte Black & Gold Metal.





MATERIALS & COMPONENTS

Woven Wood Veneer Shade

Acrylic Frame

Metal Foot

Electrical Cable with Dimming Switch
185 cm 53"

FINISHES

RECOMMENDED WOOD VENEER COLOURS

METAL COLOURS

LIGHT SOURCE

220 - 250V
Bulb E27

120V
Bulb E26

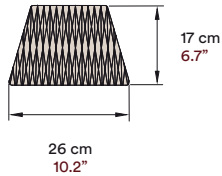
Class II

CE

UL US



• LOLA - FLOOR
20 Ivory White Wood Veneer & Matte Black Metal Foot. Photo: 4000k.



- MATERIALS & COMPONENTS
- Woven Wood Veneer Shade

Acrylic Frame

Nickel Metal Back Plate

- LIGHT SOURCE
- 220 - 250V

2 Bulbs GX53

Class I
- 120V

2 Bulbs GX53
- ADA Compliant

- FINISHES
- RECOMMENDED WOOD VENEER COLOURS
- 20 Ivory White

22 Natural Beech



• **LOLA - WALL**
22 Natural Beech Wood Veneer.



Maruja

Suspension

Designed by:
Gazpacho Studio

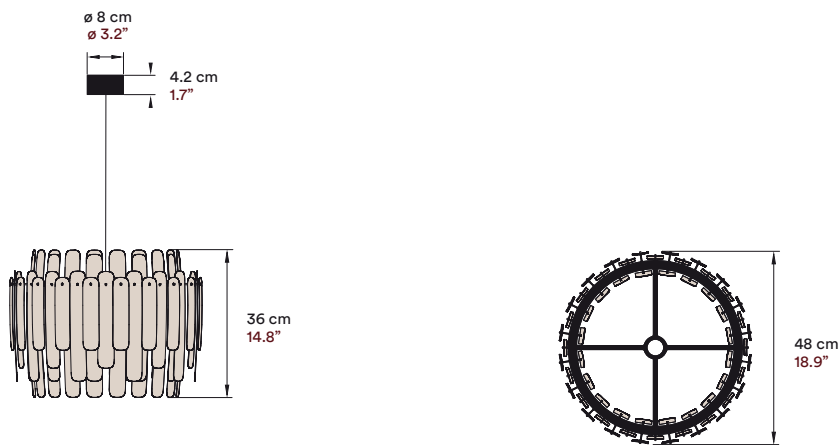
- **MARUJA - SUSPENSION**
33 Pale Rose Wood Veneer.

An original self-assembly pendant, Maruja was designed by the fresh-faced Gazpacho Studio- it is LZF's first flat-pack fixture. A contemporary lamp, Maruja's design is simultaneously unfussy and decorative. Maruja is a name whose origins lie in Galicia, and signifies both femininity and strength.

The do-it-yourself Maruja is packaged with all the components needed to assemble the lamp: wood veneer strips (in several sizes), a circular frame, and pins. Maruja is easily constructed, without the need for any tools or adhesives. Using a pin, each wooden strip is clipped onto the circular frame-insert a light bulb, and you will have created an elegant, handmade lamp. The wood veneer strips hang and move freely, and when illuminated, Maruja sparkles with life.



Photography: Jara Varela



MATERIALS & COMPONENTS

Wood Veneer Shade

Nickel Metal Frame

Metal Canopy

Electrical Cable
2,5 m drop 8 ft drop

LIGHT SOURCE

220 - 250V
Bulb E27

Class I



120V
Bulb E26






FINISHES

WOOD VENEER COLOURS

- | | |
|---|--|
|  20 Ivory White |  22 Natural Beech |
|  21 Natural Cherry | |
|  24 Yellow |  29 Grey |
|  25 Orange |  33 Pale Rose |
|  26 Red |  34 Sea Blue |
|  28 Blue | |

METAL COLOURS

- | | |
|--|---|
|  BK-Matte Black |  NI-Nickel |
|  WH-Matte White | |



Go to web



Photography: Santiago Relanzón

• MARUJA - SUSPENSION
21 Ivory White Wood Veneer.

MINIMIKADO



MiniMikado

Suspension

Designed by:
Miguel Herranz


- **MINIMIKADO- SUSPENSION**
21 Natural Cherry Wood Veneer.

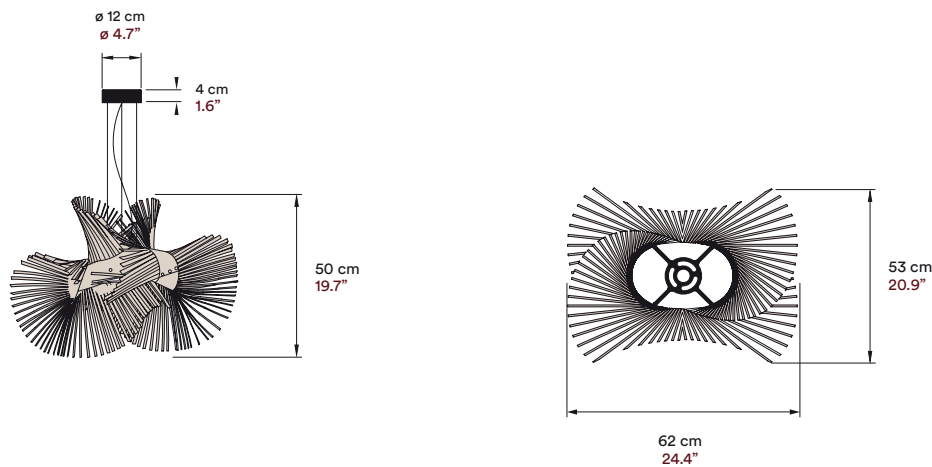


The Mikado light takes its names from the classic pick-up-sticks game, where sticks are bundled together and when released, fall in a circular jumble. A radiant light, Mikado's wood veneer strips spread outwards, in a manner evocative of a bird's plumage. Cleverly engineered, the Mikado's form is both chaotic and harmonious at the same time.

Designed by Miguel Herranz, the Mikado is a free spirit, possessing an air of nonchalance and a teasingly impish swagger. It is a light whose profile is like a coruscating kaleidoscope of pattern.

- **MINIMIKADO - SUSPENSION**
20 Ivory White Wood Veneer.





MATERIALS & COMPONENTS

Wood Veneer Shade

Metal Structure & Canopy

3 Stainless Steel Cables

2,5 m drop 8 ft drop

Transparent Electrical Cable

2,5 m drop 8 ft drop

LIGHT SOURCE

220 - 250V

Bulb E27

Class I



120V

Bulb E26



AWARDS



DESIGN PLUS

Chicago

Frankfurt



Go to web

FINISHES

WOOD VENEER COLOURS

- | | |
|-------------------|------------------|
| 20 Ivory White | 22 Natural Beech |
| 21 Natural Cherry | |
| 24 Yellow | 29 Grey |
| 25 Orange | 33 Pale Rose |
| 26 Red | 34 Sea Blue |
| 28 Blue | |

METAL COLOUR

- NI-Nikel



Photography: Jara Varela

• MINIMIKADO - SUSPENSION
24 Yellow Wood Veneer.

NEW



New Wave

- **NEW WAVE - SUSPENSION**
28 Blue & 24 Yellow Wood Veneer.

Suspension

Designed by:
Ray Power

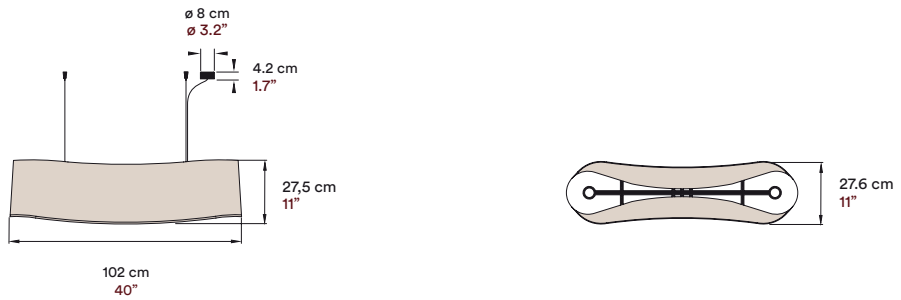
New Wave comprises of two interlocking interior and exterior wood veneer sheets. Differing in colour to the exterior sheets, the interior sheets's edge juts out, creating a clever design feature that enhances the New Wave's profile. The resulting composition is well-proportioned and fluid, giving the New Wave a smooth, free-flowing countenance.

WAVE

LED



BULBS



MATERIALS & COMPONENTS

Wood Veneer Shade

White Metal Interior Structure

Metal Canopy

4 Stainless Steel Cables

2,5 m drop 8 ft drop

Transparent Electrical Cable

2,5 m drop 8 ft drop

LIGHT SOURCE

120 - 277V
Dimmable Integrated LED
or
220 - 250V
2 Bulbs E27

Class I CE

120 - 277V
Dimmable Integrated LED
or
120V
2 Bulbs E26

UL US

FINISHES

RECOMMENDED WOOD VENEER COLOUR COMBINATIONS

Exterior	Interior
21 Cherry	20 Ivory White
26 Red	24 Yellow
28 Blue	24 Yellow

METAL CANOPY COLOUR

NI-Nikel

AWARDS



Chicago



Go to web

- NEW WAVE - SUSPENSION
28 Blue & 24 Yellow Wood Veneer.



- NEW WAVE - SUSPENSION
21 Natural Cherry & 20 Ivory White Wood Veneer.
- NEW WAVE - SUSPENSION
26 Red & 20 Yellow Wood Veneer.



N

U

Nut

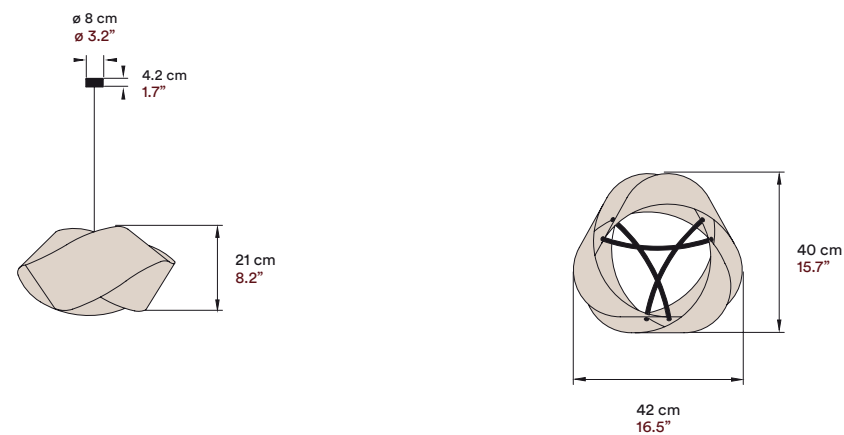
Suspension

Designed by:
Ray Power

Nut is the Valencian word for 'knot' and is thus the perfect name for this delightful, twisting pendant designed by Ray Power. Reminiscent of a granny knot, the Nut lamp's fetching form is made by tying a knot (in a manner of speaking): it is the result of twisting and looping a piece of wood veneer.



• **NUT - SUSPENSION**
22 Natural Beech Wood Veneer.



MATERIALS & COMPONENTS

Wood Veneer Shade

Metal Tripod & Canopy

Electrical Cable
2,5 m drop 8 ft drop

LIGHT SOURCE

220 - 250V
Bulb E27

Class I

120V
Bulb E26

US

FINISHES

WOOD VENEER COLOURS

- | | |
|-------------------|------------------|
| 20 Ivory White | 22 Natural Beech |
| 21 Natural Cherry | |
| 24 Yellow | 29 Grey |
| 25 Orange | 33 Pale Rose |
| 26 Red | 34 Sea Blue |
| 28 Blue | |


METAL COLOURS

- | | |
|----------------|-----------|
| BK-Matte Black | NI-Nickel |
| WH-Matte White | |



Go to web

- NUT - SUSPENSION
20 Ivory White Wood Veneer.



ORBIT

Orbit

Wall

Designed by:
Miguel Herranz

With its thoughtful air, the ovalesque Orbit light will decorate any wall with quiet self-assurance. Created by Spanish designer Miguel Herranz, Orbit is an unfussy lamp whose shape is handmade by twisting a piece of wood veneer. Two designs are feasible, depending on the direction of torsion—that is how the wood veneer is twisted.

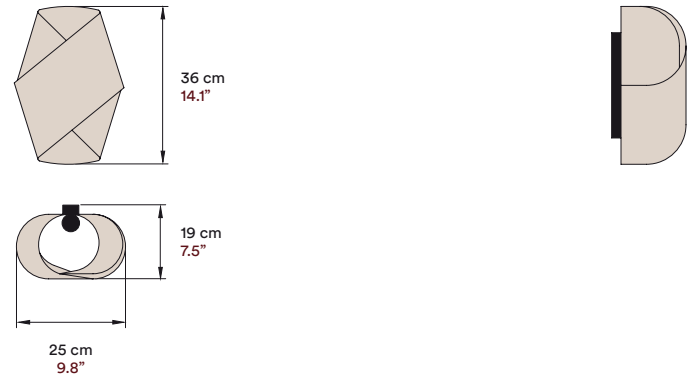
Light from the Orbit is diffused both upwards and downwards via its two apertures and an inner glow radiates outwards, accentuating the beauty of the timber veneer grain. In essence, just as the earth is in orbit around the sun, light is in orbit around the Orbit.

● ORBIT - WALL | 20 Ivory White Wood Veneer.



Photography: Santiago Relanzón

MEDIUM



MINI



MATERIALS & COMPONENTS

Wood Veneer Shade

White Metal Back Plate

LIGHT SOURCE

220 - 250V
Bulb E27 - medium size
GX53 - mini size

Class I

120V
Bulb E26 - medium size
GX53 - mini size



FINISHES

WOOD VENEER COLOURS

- | | |
|-------------------|------------------|
| 20 Ivory White | 22 Natural Beech |
| 21 Natural Cherry | |
| 24 Yellow | 29 Grey |
| 25 Orange | 33 Pale Rose |
| 26 Red | 34 Sea Blue |
| 28 Blue | |



Go to web



• MINI ORBIT - WALL
20 Ivory White Wood Veneer.



Photography: Ángel Segura

Oh!Line

Medium & Large
Suspension

Designed by:
Burkhard Dämmer
& Mariví Calvo

Imagine sitting beneath a halo of light. This is the effect created by Oh!Line, a svelte circle of light. Designed by Mariví Calvo & Burkhard Dämmer, Oh!Line is available in two sizes: medium and large suspension.

With its slim form, wood veneer, dimmable LED, and light-filtering diffuser, Oh!Line radiates warmth and elegance. Light from the ring-shaped Oh!Line provides a relaxed ambience and a focused glow.

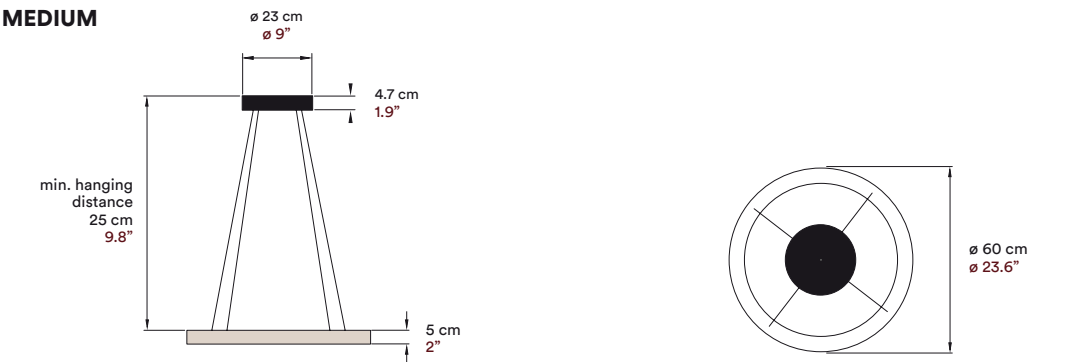
● OH!LINE - MEDIUM & LARGE SUSPENSION
20 Ivory White Wood Veneer.



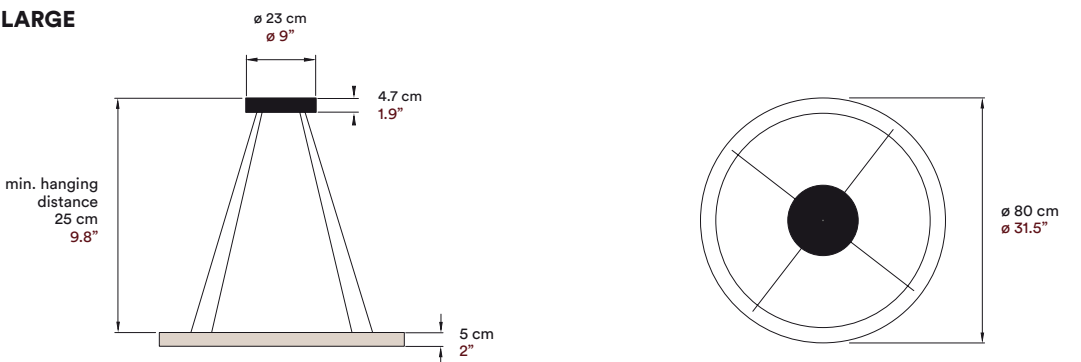


Photography: Ángel Segura

MEDIUM



LARGE



MATERIALS & COMPONENTS

Wood Veneer Shade

Bottom White Acrylic Diffuser

Top Black Metallic Ring

Metal Canopy

2 Black Steel Cables

2,5 m drop 8 ft drop

2 Black Electrified Cables

2,5 m drop 8 ft drop

LIGHT SOURCE

120 - 277V

Dimmable Integrated LED

Class I

120 - 277V

Dimmable Integrated LED



FINISHES

WOOD VENEER COLOURS

- | | | |
|----------------|-------------------|------------------|
| 20 Ivory White | 21 Natural Cherry | 22 Natural Beech |
| 24 Yellow | 29 Grey | |
| 25 Orange | 33 Pale Rose | |
| 26 Red | 34 Sea Blue | |
| 28 Blue | | |

METAL CANOPY COLOUR

- BK-Matte Black



Go to web



● OH!LINE - SUSPENSION
20 Ivory White Wood Veneer.

POD &

Designed by:
Burkhard Dämmer

Medium
Suspension

Kin to the Poppy pendant, Pod is a vertically elongated and ellipse-like orbit of light whose body is made up of a repeated series of wood veneer strips. Different from the Poppy, a small gap between each strip on the Pod allows just a peek at the light within.

The Pod is appreciably unostentatious, having a fresh manner that smiles and illuminates its surroundings with an altruistic sense of cool. It is a pendant that works well discretely or as part of a striking cluster of Pod and Poppy lights.

POPPY

Small & Medium
Suspension

Kin to the Pod pendant, the slightly squat and spherical Poppy lamp is made up of a repeated series of wood veneer strips. Different from the Pod, a larger gap between each strip on the Poppy emits light with a greater luminosity, its mature form sparkling in full bloom.

Compared to the Pod pendant, Poppy is like the mature older sibling, with a fully developed form that lends weight to its mellow disposition. Both the Poppy and Pod lamps work well in unison, able to form impressive cloud-like clusters.



● POD & POPPY - SUSPENSION | 24 Yellow Wood Veneer.

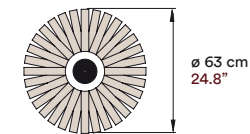
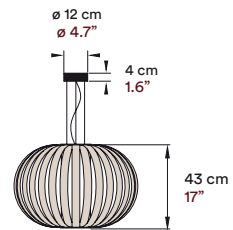


POPPY & POD

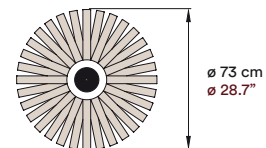
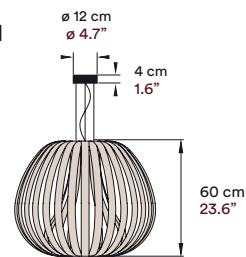
SUSPENSION

BURKHARD DÄMMER

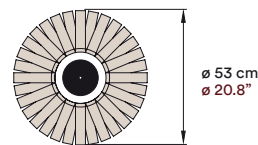
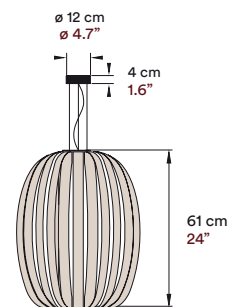
POPPY SMALL



POPPY MEDIUM



POD MEDIUM



MATERIALS & COMPONENTS

Wood Veneer Shade

Metal Canopy

3 Stainless Steel Cables

2,5 m drop 8 ft drop

Transparent Electrical Cable

2,5 m drop 8 ft drop

LIGHT SOURCE

220 - 250V
Bulb E27

Class I

120V
Bulb E26



FINISHES

WOOD VENEER COLOURS

- | | | | |
|--|-------------------|--|------------------|
| | 20 Ivory White | | 22 Natural Beech |
| | 21 Natural Cherry | | 29 Grey |
| | 24 Yellow | | 33 Pale Rose |
| | 25 Orange | | 34 Sea Blue |
| | 26 Red | | |
| | 28 Blue | | |

METAL CANOPY COLOUR

- NI-Nikel



• POPPY - SMALL SUSPENSION
20 Ivory White Wood Veneer.

RAINDROP

Raindrop

Small & Medium
Suspension

Designed by:
Javier Herrero Studio

Visualise the simple beauty of a stationary raindrop, a small and glistening droplet that instead of falling, remains in a state of suspended animation. While Tina couldn't stand the rain against her window, the Raindrop pendant is a welcome sight.

Javier Herrero imagined and designed the Raindrop pendant, its suspended shade made using strips of wood veneer that contain a glowing ball. Available in small and medium sizes, the Raindrop's form is playful and poised. It is a light that will hang gracefully by itself and is especially pleasing and engaging when arranged in a group formation.

● RAINDROP - MEDIUM SUSPENSION | 20 Ivory White Wood Veneer.



Photography: Emilio Lekuona

SMALL



MEDIUM



MATERIALS & COMPONENTS

Wood Veneer Shade

Frosted Glass Ball

Metal Canopy

Transparent Electrical Cable
2,5 m drop 8 ft drop

Stainless Steel Cable
2,5 m drop 8 ft drop

LIGHT SOURCE

220 - 250V
Bulb G9

Class I

120V
Bulb G9



FINISHES

RECOMMENDED WOOD VENEER COLOURS

- | | |
|-------------------|--------------|
| 20 Ivory White | 29 Grey |
| 21 Natural Cherry | 33 Pale Rose |
| 22 Natural Beech | 34 Sea Blue |
| 28 Blue | |

METAL CANOPY COLOUR

- NI-Nikel



Go to web



● RAINDROP
SMALL SUSPENSION
21 Natural Cherry Wood Veneer.



● RAINDROP
MEDIUM SUSPENSION
21 Natural Cherry Wood Veneer.

SPIRO

Spiro

Medium & Large
Suspension

Designed by:
Remedios Simón

Op art (optical art) developed in the 1960s as an artistic style that used geometric shapes to generate optical illusions. With a nod to the genre, designer Remedios Simón created Spiro, a charismatic pendant whose frame contains a mass of irregular wood veneer spirals.

Available in three outer shell options (cherrywood, acrylic white or black), Spiro is an impressive light with an enchanting aura. Similar to op art, Spiro plays with the physiology and psychology of human perception, its charm utterly irresistible.

• SPIRO - LARGE SUSPENSION

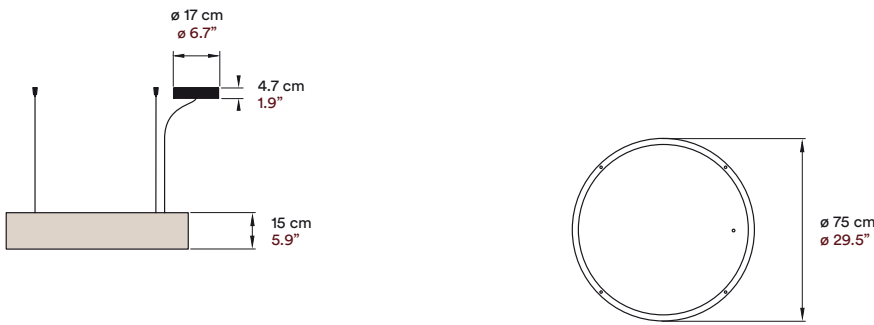
Matte White Outer Shell & 22 Natural Beech Wood Veneer.



MSK Koch Center Hospital, NY, USA. Photography: Chris Cooper.



MEDIUM



MATERIALS & COMPONENTS

Opaque Wood or Acrylic Outer Shell

Wood Veneer Spirals

Top & Bottom Diffuser

Metal Canopy

4 Stainless Steel Cables
2,5 m drop 8 ft drop

Electrical Cable
2,5 m drop 8 ft drop

LIGHT SOURCE

120 - 277V
Dimmable Integrated LED

Class I

120 - 277V
Dimmable Integrated LED



AWARDS

HD Las Vegas. Product Design Competition. USA

FINISHES

WOOD SHELL

21 Natural Cherry

ACRYLIC SHELL

Black

White

WOOD VENEER SPIRALS WITH WOOD SHELL

21 Natural Cherry

WOOD VENEER SPIRALS WITH ACRYLIC SHELL

20 Ivory White

26 Red

21 Natural Cherry

28 Blue

22 Natural Beech

29 Grey

24 Yellow

33 Pale Rose

25 Orange

34 Sea Blue

METAL CANOPY COLOURS

BK-Matte Black

WH-Matte White



Go to web



Photography: Emilio Lekuona

● SPIRO - MEDIUM SUSPENSION
Matte White Outer Shell & 28 Blue Wood Veneer.

Stitches

Bamako
Tombuctú

Designed by:
Burojet

Created by Egbert-Jan Lam of Netherlands-based Burojet Design Studio, Stitches is a family of two well-hemmed pendants: Tombuctú and Bamako. Each light is named after a city or town in Mali, West Africa. Mali has a long history as a producer of embroidery; its many skilled artisans found throughout Tombuctú and Bamako are adept at needlework.

The Stitches pendants impart an appealing bohemian air, their warm wood veneer panels embroidered with peeping threads of light. Crafted with passion and precision, Tombuctú and Bamako hint at the simple beauty found in Malian embroidery.

- **STITCHES BAMAKO - SUSPENSION**
24 Yellow Wood Veneer.



BAMAKO



TOMBUCTÚ



MATERIALS & COMPONENTS

Wood Veneer Shade

Metal Canopy

Transparent Electrical Cable
2,5 m drop 8 ft drop

LIGHT SOURCE

220 - 250V
Bulb E27

Class I

120V
Bulb E26

US

AWARDS



Chicago



Germany

BAMAKO



Go to web

TOMBUCTÚ



Go to web

FINISHES

RECOMMENDED WOOD VENEER COLOURS

- 20 Ivory White
- 33 Pale Rose
- 24 Yellow
- 34 Sea Blue
- 29 Grey

METAL CANOPY COLOUR

- NI-Nikel



Photography: Santiago Relanzón

- STITCHES TOMBUCTÚ - SUSPENSION
20 Ivory White Wood Veneer.

SW

Swirl

Small & Large
Suspension

Designed by:
Ray Power

Swirl excites the eye with its eddying and whirling folds, their twisting twirl a sensuous feat. Designed by Ray Power, Swirl is an accomplished pendant, its form thoughtfully considered and sculptured. Power's designs are typically based on geometry and his predilection for creating three-dimensional forms from flat materials (wood veneer). Swirl is no exception, its precise contours brought to life in stereo.

With a soulful character and presence, the Swirl lamp will vibe well with any interior. When a light is striking from every angle, one might expect more than a hint of conceit. And yet Swirl is wholly modest, its beauty inspiring and uplifting.

The Swirl pendant was accorded a Special Mention by the German Design Council.

● **SWIRL - SMALL SUSPENSION**
20 Ivory White Wood Veneer.

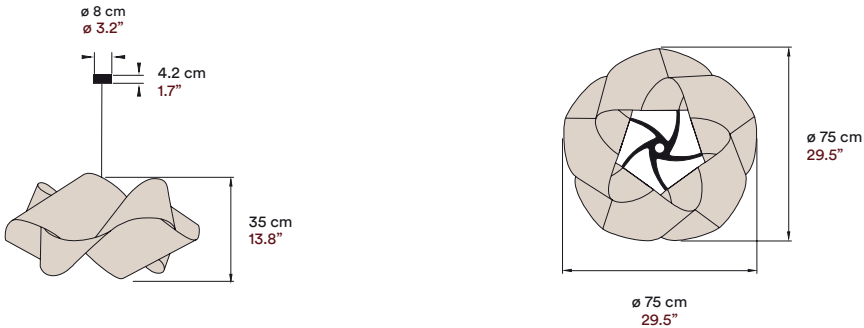
R



SMALL



LARGE



MATERIALS & COMPONENTS

Wood Veneer Shade

Metal Tripod & Canopy

Electrical Cable
2,5 m drop 8 ft drop

LIGHT SOURCE

220 - 250V
Bulb E27

Class I

120V
Bulb E26

AWARDS



Chicago



Germany

FINISHES

WOOD VENEER COLOURS

- | | |
|-------------------|------------------|
| 20 Ivory White | 22 Natural Beech |
| 21 Natural Cherry | |
| 24 Yellow | 29 Grey |
| 25 Orange | 33 Pale Rose |
| 26 Red | 34 Sea Blue |
| 28 Blue | |


METAL COLOURS

- | | |
|----------------|-----------|
| BK-Matte Black | NI-Nickel |
| WH-Matte White | |



Go to web

- SWIRL - SMALL SUSPENSION
26 Red Wood Veneer.



- SWIRL - SMALL SUSPENSION
20 Natural White Wood Veneer.

- SWIRL - SMALL SUSPENSION
22 Natural Beech Wood Veneer.



THESIS

Thesis

Floor
Table
Wall

Designed by:
Ramón Esteve Estudio

Thesis is a table, floor and wall lamp. It is a modern piece whose companionship is close and intimate, casting a warm glow as you toil through the night and by your side as you read or simply contemplate the day.

Designed by Ramón Esteve, the Thesis is well suited to quiet spaces: in a library, private study or cosy corner, its minimal form and clean lines are free from distraction. In creating Thesis, a modest metallic base holds a wood veneer shade in its three prongs. Each prong contains an LED that diffuses light downwards while casting a radiance that quietly highlights the natural timber veneer. In profile, is authoritative and introspective, a quiet light with a smart, introverted personality.

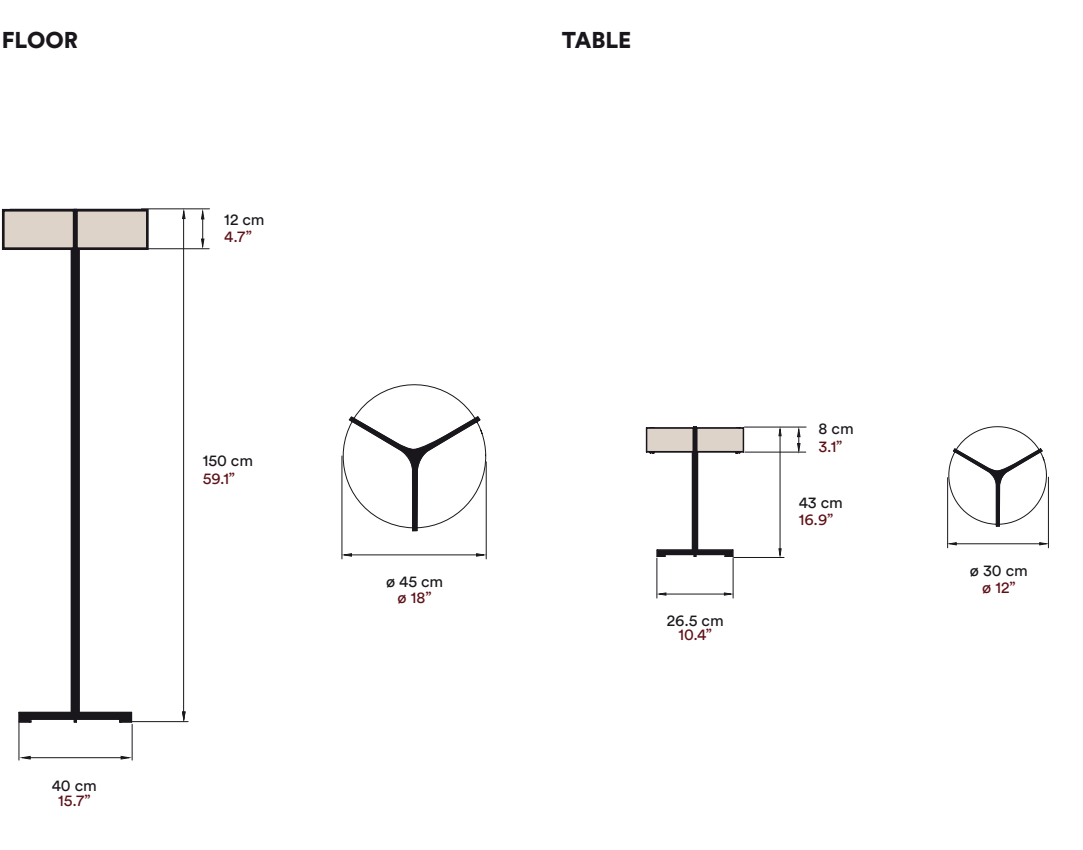


Photography: Ángel Segura

● **THESIS - FLOOR**
20 White Wood Veneer & Matte Black Metal Base.



Photography: Angel Sagura



MATERIALS & COMPONENTS

Wood Veneer Shade

Metal Tripod, Stem & Base

Triangular or Rounded Tube (FLOOR)

Electrical Cable with Dimming Switch Transformer on Plug

FLOOR 185 cm 53"

TABLE 145 cm 57"

FINISHES

WOOD VENEER COLOURS

20 Ivory White

METAL COLOURS

BK-Matte Black

IV-Matte Ivory

LIGHT SOURCE

230V

Dimmable Integrated LED

Class II

CE

120V

Dimmable Integrated LED

UL US

FLOOR

TABLE

Go to web

Go to web



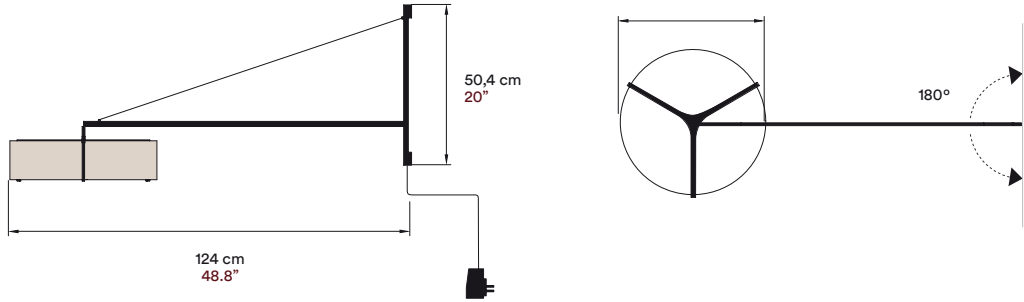
• THESIS - TABLE
20 Ivory White Wood Veneer & Matte Black Metal Base.



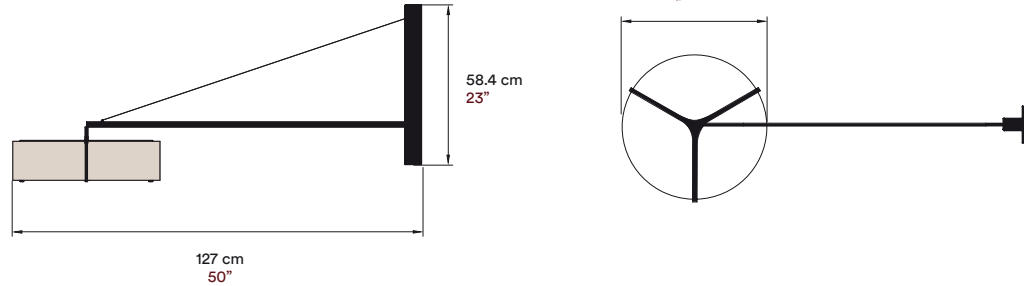
Photography: Angel Segura

• THESIS - WALL | 20 Ivory White Wood Veneer & Matte Black Metal Structure.

SWING MECHANISM



HARD WIRED



MATERIALS & COMPONENTS

Wood Veneer Shade

Metal Tripod & Structure

Pivoting Metal Arm with wall plug
Electrical Cable 250 cm 98,4"

Hard Wired with wall mounted driver enclosure

FINISHES

WOOD VENEER COLOURS

20 Ivory White

METAL COLOURS

BK-Matte Black IV-Matte Ivory

LIGHT SOURCE

230V - Plug in version
Dimmable Integrated LED or
120-277V - Hard wired version
Dimmable Integrated LED

Class II

120V - Plug in version
Dimmable Integrated LED
120-277V - Hard wired version
Dimmable Integrated LED



Go to web



• THESIS - WALL
20 Ivory White Wood Veneer & Matte Black Metal Structure.



CANDELABRO

Candelabro

Small & Large
Suspension

Designed by:
Mariví Calvo

Imagine a suspension light that embodies many of LZF's greatest hits. Candelabro describes a remarkably representational form that unites the finest collection of wood veneer pendants. The performers include such luminaries as Agatha and Mikado, Raindrop and Totem.

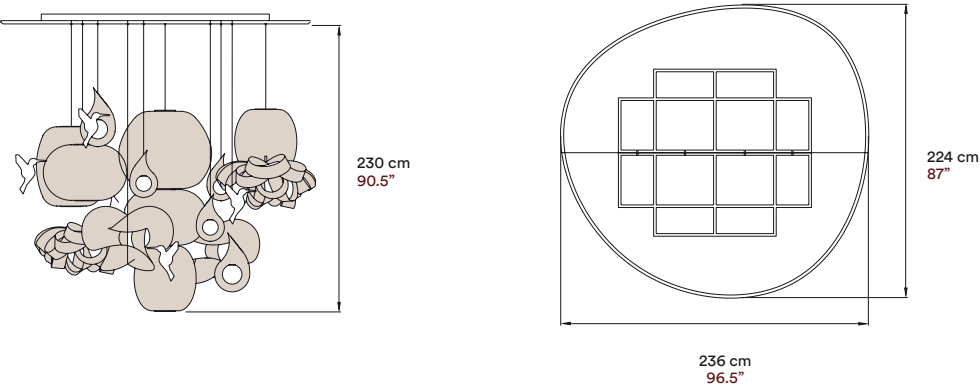
Hovering amid the lights are a number of golden birds, each one enjoying a magical world of wonder. Together, these birds and the various pendants stage a thrilling opus in light, a majestic piece that will give the viewer pleasure every time.

• CANDELABRO - SMALL SUSPENSION
20 Ivory White Wood Veneer.

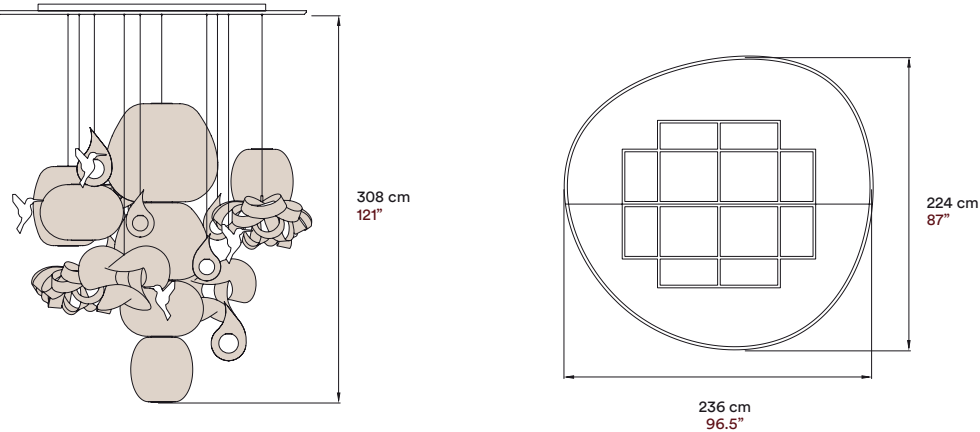


Interior Design: Materia Singular.

SMALL



LARGE



MATERIALS & COMPONENTS

15 Wood Veneer Shades

Matte White Lacquered Wood Canopy

6 Ceramic Birds* in Gold or White Glaze

* Can be bought seperately

FINISHES

WOOD VENEER COLOURS

- 20 Ivory White
- 22 Natural Beech

LIGHT SOURCE

3 Independent Dimmable Circuits.
Central Shade, Peripheral Shades & Spotlights.

220 - 250V

Class I CE

120V

UL US



Go to web



● CANDELABRO
LARGE SUSPENSION
20 Ivory White Wood Veneer.



Photography: Richard Gonçalves.

- CANDELABRO - CUSTOM SUSPENSION
21 Natural Cherry Wood Veneer.

DAN DE LION



Dandelion

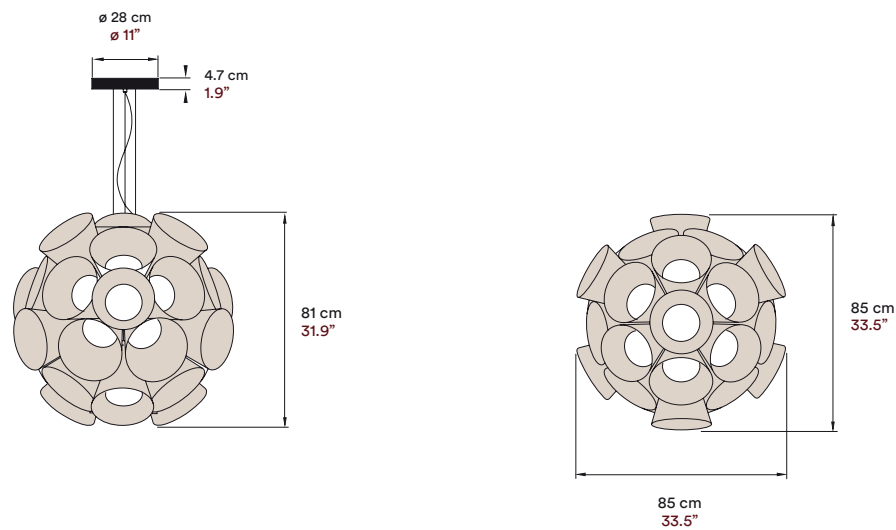
Designed by:
Burkhard Dämmer

Suspension



• DANDELION - SUSPENSION
24 Yellow Wood Veneer.

Bearing a resemblance to its flowering namesake, this lamp is a radiant composite of many single florets. Independent and distinct, each funnel-shaped floret appears to shine alone, yet en masse they create the Dandelion's sparkle.



MATERIALS & COMPONENTS

Wood Veneer Shade

Acrylic Diffusers

Metal Canopy

3 Stainless Steel Cables

2,5 m drop 8 ft drop

Transparent Electrical Cable

2,5 m drop 8 ft drop

LIGHT SOURCE

120 - 277V

Dimmable Integrated LED

Class I

120 - 277V

Dimmable Integrated LED



AWARDS



Chicago



Germany



Brussels



Go to web

FINISHES

WOOD VENEER COLOURS

- | | |
|-------------------|------------------|
| 20 Ivory White | 22 Natural Beech |
| 21 Natural Cherry | |
| 24 Yellow | 29 Grey |
| 25 Orange | 33 Pale Rose |
| 26 Red | 34 Sea Blue |
| 28 Blue | |

METAL CANOPY COLOUR

- NI-Nikel



Photography: Qualiti

- DANDELION - SUSPENSION
21 Natural Cherry Wood Veneer.

LINK CHAIN

Link Chain

Small, Medium &
Large Suspension

Designed by:
Ray Power &
Mariví Calvo

The Link Chain is a pendant that immediately draws the eye. Resplendent in its precise arrangement, the Link Chain is especially heroic: bold and venturesome, prodigious and grand. Adding an element of drama to its surroundings, the Link Chain decorates, illuminates and captivates.

The Link Chain was conceived by Mariví Calvo and Ray Power. Using the Link Modular suspension lamp, the Link Chain is constructed with three, four or six modules. The effect is quite remarkable: the billowy, cloud-like Link modules are fastened together, metamorphosing into a heroic tower of light.

● **LINK CHAIN - SMALL SUSPENSION**
20 Natural White Wood Veneer.

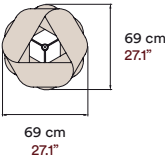
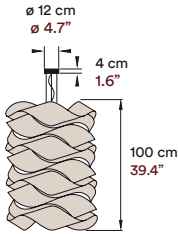


LINK CHAIN

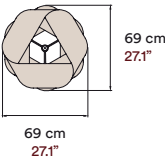
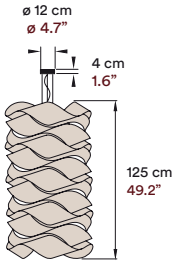
SUSPENSION

RAY POWER & MARIVÍ CALVO

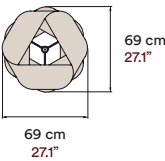
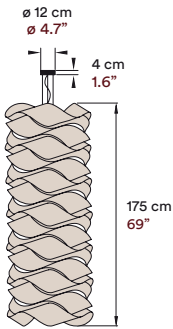
SMALL



MEDIUM



LARGE



MATERIALS & COMPONENTS

Wood Veneer Shade

White Metal Tripod

Metal Canopy

3 Stainless Steel Cables
2,5 m drop 8 ft drop

Transparent Electrical Cable
2,5 m drop 8 ft drop

LIGHT SOURCE

220 - 250V
3, 4 or 6 Bulbs E27

Class I

120V
3, 4 or 6 Bulbs E26



FINISHES

RECOMMENDED WOOD VENEER COLOURS

- 20 Ivory White
- 21 Natural Cherry
- 22 Natural Beech

METAL CANOPY COLOUR

- NI-Nikel



Go to web



- LINK CHAIN LARGE - SUSPENSION
20 Ivory White Wood Veneer.
- LINK CHAIN CUSTOM - SUSPENSION
20 Ivory White Wood Veneer.



As the Link Chain is a modular system, it allows for different lengths and combination of Link shade modules upon request.



Photography: Santiago Relanzón

Totem

Totem is a veritable feast for the senses, a light whose proportions enliven a space with dramatic effect. Envisaged by designers Mariví Calvo and Burkhard Dämmer, Totem evolved from the clever amalgamation of Dämmer's Pod and Poppy pendants.

A sublime lighting structure, Totem has the emblematic air of a sacred object, a light whose shape and spirit are reflected in cultures worldwide. Available in three stacked variations, the Totem pendant diffuses warm light through the gaps in its wood veneer strips. As a physical entity, Totem's presence is impressive. Just as important, its spiritual quality is entirely unreserved.

- **TOTEM - SMALL & MEDIUM SUSPENSION**
20 Ivory White & 28 Blue Wood Veneer.

Totem 3 & Totem 4
Suspension

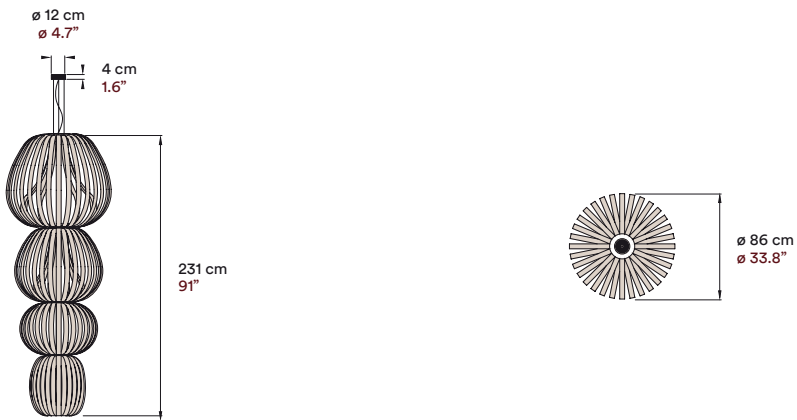
Designed by:
Burkhard Dämmer
& Mariví Calvo

T
O
T
E
M

SMALL - TOTEM 3



MEDIUM - TOTEM 4



MATERIALS & COMPONENTS

3 or 4 Wood Veneer Shades

Metal Canopy

3 Stainless Steel Cables
2,5 m drop 8 ft drop

Transparent Electrical Cable
2,5 m drop 8 ft drop

LIGHT SOURCE

120 - 277V
Dimmable Integrated LED

Class I

120 - 277V
Dimmable Integrated LED



FINISHES

RECOMMENDED WOOD VENEER COLOURS

- 20 Ivory White
- 21 Natural Cherry
- 22 Natural Beech

METAL CANOPY COLOUR

- NI-Nikel



Go to web



• TOTEM - MEDIUM & LARGE SUSPENSION | 20 Natural White Wood Veneer.





Koi & Kogoi

Designed by:
Inocuo The sign & Marivi Calvo

Small & Large
Suspension

Part pendant, part sculpture, Koi is a dramatic and decorative light that appears as a surreal wood creature.

Koi has an ethereal beauty: engendering a considerable sense of wonderment, its animated form captivates the eye. Cutting an imposing figure, it offers the perfect lighting climax.

Its structure is made by the Master Artisan Manolo Martin, a specialist in the use of the vareta, light and malleable strips of wood that allow the construction of large extraordinarily light sculptures.

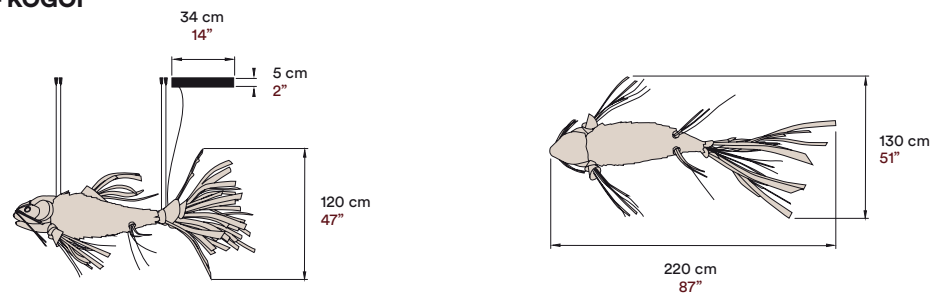


• KOI - SUSPENSION
20 Ivory Wood Veneerr. Photo: 5.000k

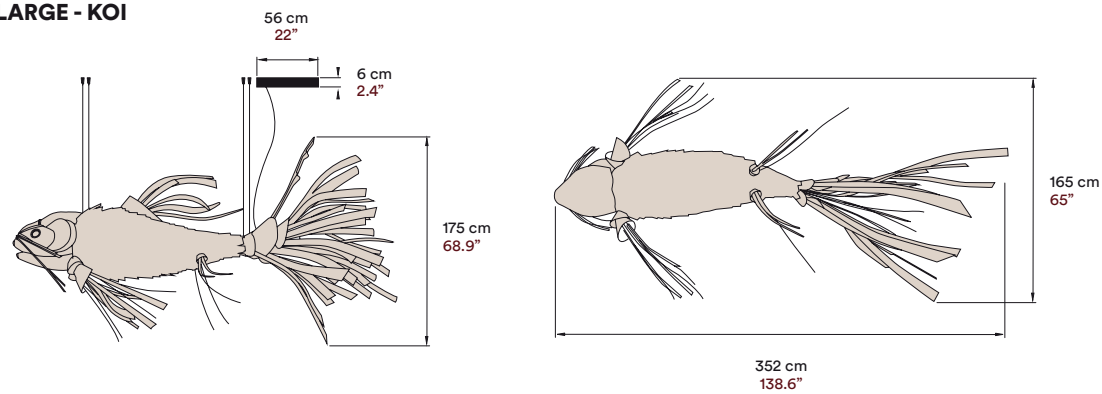


• **KOI - SUSPENSION**
20 Ivory Wood Veneer. Photo: 2.700k

SMALL - KOGOI



LARGE - KOI



MATERIALS & COMPONENTS

Flame retarded Oak and Birch wood frame Structure

Wood Veneer interior Diffuser

Nickel Metal Canopy

4 Stainless Steel Cables
5 m drop 16.5 ft drop

Transparent Electrical Cable
5 m drop 16.5 ft drop

Each piece is numbered

AWARDS



Chicago

FINISHES

WOOD VENEER COLOURS

23 Natural White 22 Natural Beech

LIGHT SOURCE

120 - 277V
Dimmable Integrated LED

Class I CE

120 - 277V
Dimmable Integrated LED



Go to web



• KOI - SUSPENSION
20 Ivory White Wood Veneer. Photo: 5.000k

BIG BIRD

Small & Large
Suspension

Designed by:
Isidro Ferrer & LZF Lab

Big Bird & Birdy



Member of LZF's Life-Size family, Big Bird joins the happy adventures of Smelly Fant, Fish and Koi. Hovering vertically with fluttering wings, Big Bird has the agile appearance of a gentle hummingbird.

Created by the illustrator and designer Isidro Ferrer and built using a traditional craft technique called vareta, Big Bird is a masterly feat of wood craftsmanship. While light radiates from Big Bird's wooden plumage, a glass globe hangs from its beak, like a ball of glowing nectar.

With Big Bird, LZF is once again dreaming big, re-engineering the concept of what a lamp can be, in both shape and scale.

Its structure is made by the Master Artisan Manolo Martin, a specialist in the use of the vareta, light and malleable strips of wood that allow the construction of large extraordinarily light sculptures.

• BIG BIRD VERTICAL - SUSPENSION

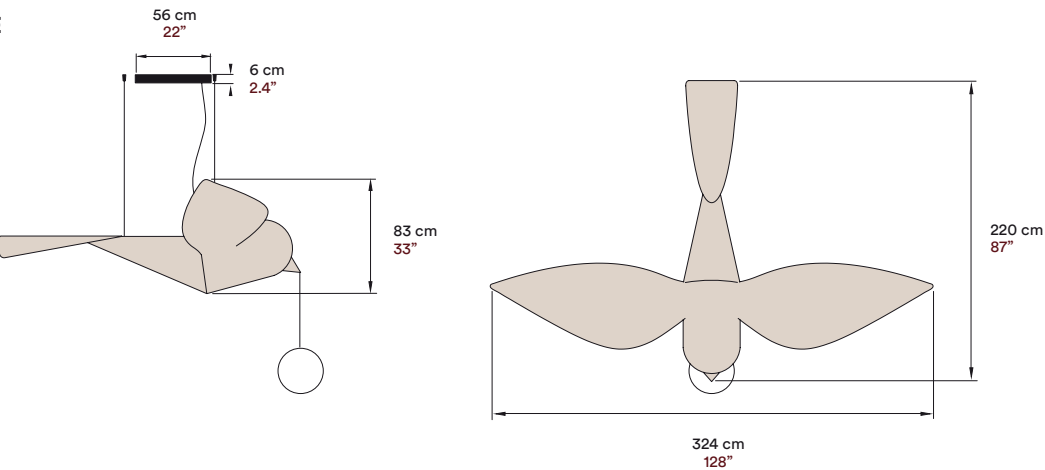
Crafted Elm and Birchwood exterior - 20 Ivory White Interior Wood diffuser.



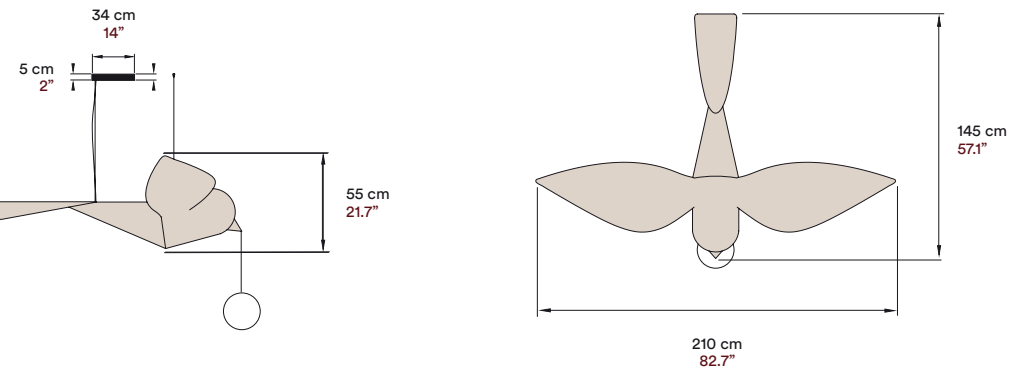
Photography: KlunderBie



LARGE



SMALL



MATERIALS & COMPONENTS

Flame retarded Oak and Birch wood frame

Wood Veneer Diffuser

Frosted Glass Ball

Nickel Metal Canopy

3 Stainless Steel Cables

5 m drop 16.5 ft drop

Transparent Electrical Cable

5 m drop 16.5 ft drop

Each piece is numbered

FINISHES

INTERIOR WOOD VENEER COLOUR

23 Natural White

LIGHT SOURCE



120 - 277V
Dimmable Integrated LED &
230V
Bulb E27

Class I

120 - 277V
Dimmable Integrated LED &
120V
Bulb E26



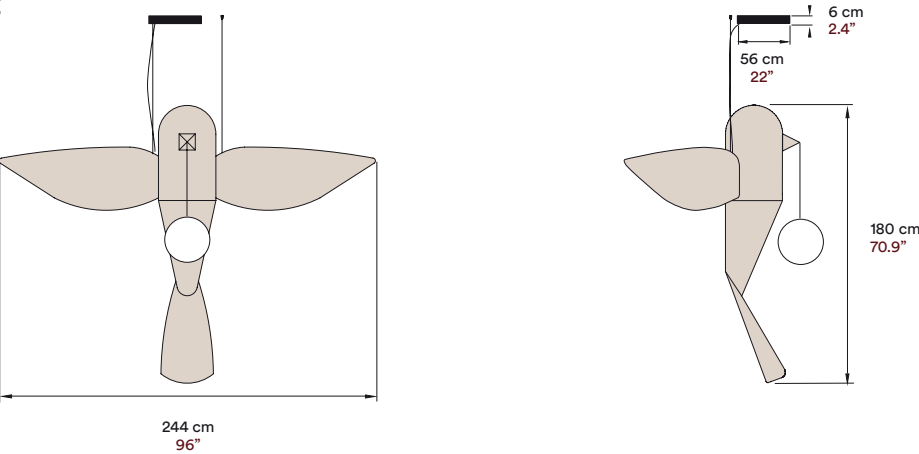
Go to web



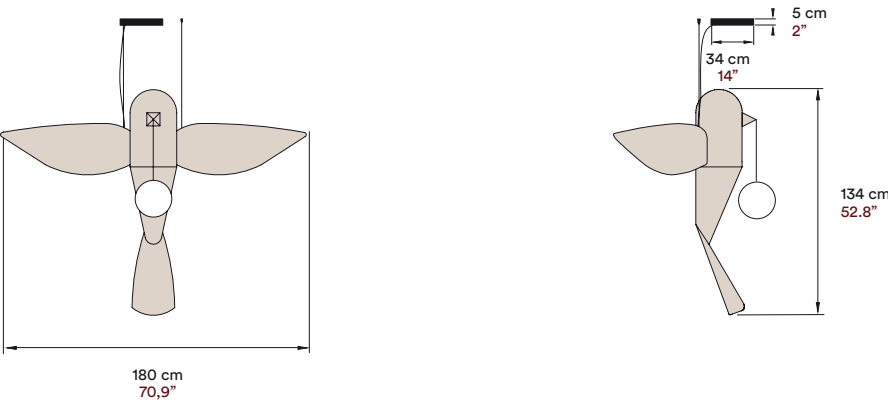


● BIRDY VERTICAL & HORIZONTAL - SUSPENSION |
Crafted Elm and Birchwood exterior - 20 Ivory White Interior Wood diffuser.

LARGE



SMALL



MATERIALS & COMPONENTS

Flame retarded Oak and Birch wood frame

Wood Veneer Diffuser

Frosted Glass Ball

Nickel Metal Canopy

2 Stainless Steel Cables

5 m drop 16.5 ft drop

Transparent Electrical Cable

5 m drop 16.5 ft drop

Each piece is numbered

FINISHES

INTERIOR WOOD VENEER COLOUR

23 Natural White

LIGHT SOURCE

120 - 277V
Dimmable Integrated LED &
230V
Bulb E27

120 - 277V
Dimmable Integrated LED &
120V
Bulb E26

Class I



Go to web



Photography: KlunderBle

• BIRDY SUSPENSION
Crafted Elm and Birchwood Exterior - 20 Ivory White Interior Wood Diffuser.

FISH

Floor

Designed by:
Isidro Ferrer & LZF Lab

The Walking Fish

Fish is modelled on one of the original pieces by Isidro Ferrer, a friendly fish with legs which has become one of the first large-scale light sculptures within the Funny Farm project. The carefully studied layout produces a captivating effect.

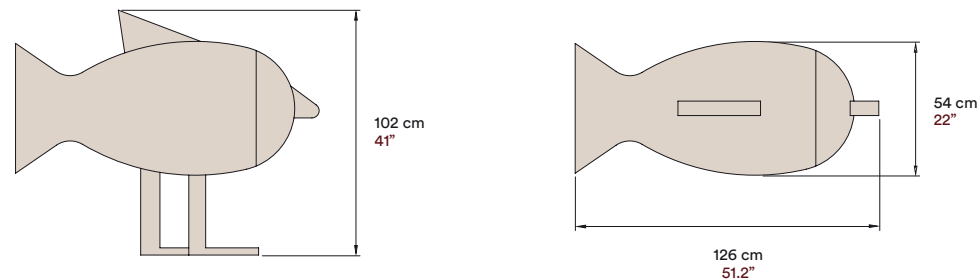
Its structure is made by the Master Artisan Manolo Martin, a specialist in the use of the vareta, light and malleable strips of wood that allow the construction of large extraordinarily light sculptures.

• THE WALKING FISH - FLOOR

Crafted Elm and Birchwood exterior, Interior Tulip Wood diffuser in 20 Ivory White.



Photography: KlunderBie



MATERIALS & COMPONENTS

Flame retarded Oak and Birch wood frame

Wood Veneer Diffuser

Red cloth cord Electrical Cable with On/Off Switch
200 cm 78,7"

Each piece is numbered

LIGHT SOURCE

Integrated LED Class II

Integrated LED

FINISHES

INTERIOR WOOD VENEER COLOUR

23 Natural White



- THE WALKING FISH- FLOOR .
Crafted Elm and Birchwood exterior - 20 Ivory White Interior Wood diffuser.



SMELLY FANT

Smelly Fant

Floor

Designed by:
Isidro Ferrer & LZF Lab

Smelly Fant is the other Funny Farm animal we chose to convert into a light sculpture. Like all elephants, it has big ears, a trunk, even its own legs, and a body standing more than a meter and a half tall. To turn Isidro Ferrer's vision into a large-scale lamp, LZF has again drawn on the experience of the craftsman Manolo Martin.

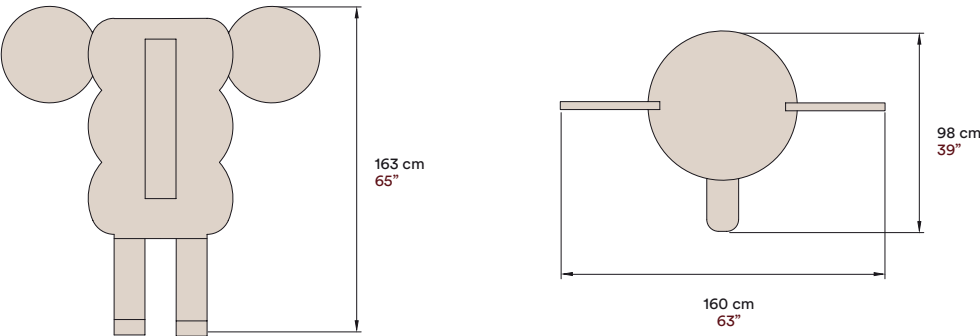
Manolo Martin used the “vareta” technique, which consists of creating large, extraordinarily light sculptures out of malleable strips of wood to shape the three spheres which constitute the body and the head of Elephant. Its luminous heart, at the centre of the sculpture, is diffused through a natural wood veneer internal lining.

• SMELLY FANT - FLOOR

Crafted Elm and Birchwood Exterior.
20 Ivory White Interior Wood Diffuser.



Photography: KlunderBie



MATERIALS & COMPONENTS

Flame retarded Oak and Birch wood frame

Wood Veneer Diffuser

Red cloth cord Electrical Cable with On/Off Switch
200 cm 78,7"

Each piece is numbered

LIGHT SOURCE

Integrated LED Class II

Integrated LED

FINISHES

INTERIOR WOOD VENEER COLOUR

23 Natural White

AWARDS



Chicago



Go to web



- **SMELLY FANT - FLOOR** | LZF "Dreams Book".
Crafted Elm and Birchwood exterior - 20 Ivory White
Interior Wood diffuser.



SOURCE
LIGHT
TEMPERATURE

Choose your light temperature carefully, wood veneer colour can change radically depending on the colour temperature you use.

Recommended temperature LED for coloured LZF shades:

20- Ivory White an 23-Natural White (3000k-6400k)


21-Cherry, 22-Beech, 28-Blue, 29-Grey and 34 Sea Blue (4000k)

24-Yelow, 25-Orange, 26-Red and 33 Pale Rose (2700k-4000k)


21 Natural
Cherry
Off




21 Natural
Cherry
4000k



21 Natural
Cherry
3000k



21 Natural
Cherry
2700k



NATURAL
TIMBER VENEER



The mark of
responsible forestry



Timberlite™


The dramatic effect of light passing through the wood veneer is the essence and hallmark of LZF. This important feature would not be possible without the application of our patented process in treating the raw natural veneer: the Timberlite® system.

This system, the result of LZF's research & development work, allows us to work with an extremely flexible yet very resistant veneer, which can take on many shapes without breaking. In addition to all our veneers being FSC certified, thanks to the treatment, the wood used to fabricate our lamps maintains its natural qualities, adopting different nuances and hues over time.

25.
Orange
Off



25.
Orange
On



26.
Red
Off




26.
Red
On



28.
Blue
Off



28.
Blue
On



29.
Grey
Off



29.
Grey
On




33.
Pale Rose
Off




33.
Pale Rose
On



34.
Sea Blue
Off



34.
Sea Blue
On



Please only use these reproductions as a guide.
Use LZF wood swatches to see the spectacular real effect of the illuminated veneers.

WOOD SHADE FINISHES

20.
Ivory White
Off




20.
Ivory White
On



21.
Natural
Cherry
Off



21.
Natural
Cherry
On



22.
Natural
Beech
Off



22.
Natural
Beech
On



23.
Natural White
Off




23.
Natural White
On




24.
Yellow
Off



24.
Yellow
On



BK
Matte Black



NI
Matte Nickel



GD
Gold



IV
Matte Ivory



EG
Earl Grey
—
Osca collection



METAL FINISHES



For too many years things have been simply black and white, but life is made up of many shades and we have been wanting to create a more generous array of skin colours for our lights for quite sometime. This year we have wanted to offer you the choice of not just picking your shade colour but also the colour of the metallic finish that accompanies it. Matte tones or coloured reflections in satin nickel finishes provide a whole new range of choice when selecting your lamp.



CANDELA CORT

Candela
The Cloud

**LUCAS MUÑOZ**

Asap

**BODO SPERLEIN**


Oscá
Voliere

**ELI GUTIÉRREZ**


Omma

**RAMÓN ESTEVE ESTUDIO**

Black Note
Thesis

**YONOH CREATIVE STUDIO**

Mini Chou

**MUT DESIGN**

Lens

**GAZPACHO STUDIO**

Maruja

**REMEDIOS SIMÓN**

Spiro

**BUROJET**

Stitches

**DESIGNERS****BURKHARD DÄMMER**

Dandelion
I-Club
I-Line
Oh!Line
Pod & Poppy
Totem

**MARIVÍ CALVO**

Candelabro
Gea
Guijarro
Koi
Oh!Line
Totem

**RAY POWER**

Air
Escape
Kactos
Link
Lola
New Wave
Nut
Swirl
Tiny

**ISIDRO FERRER**

Big Bird
Smelly Fant
The Walking Fish

**MIGUEL HERRANZ**

MiniMikado
Orbit

**JAVIER HERRERO STUDIO**

Raindrop

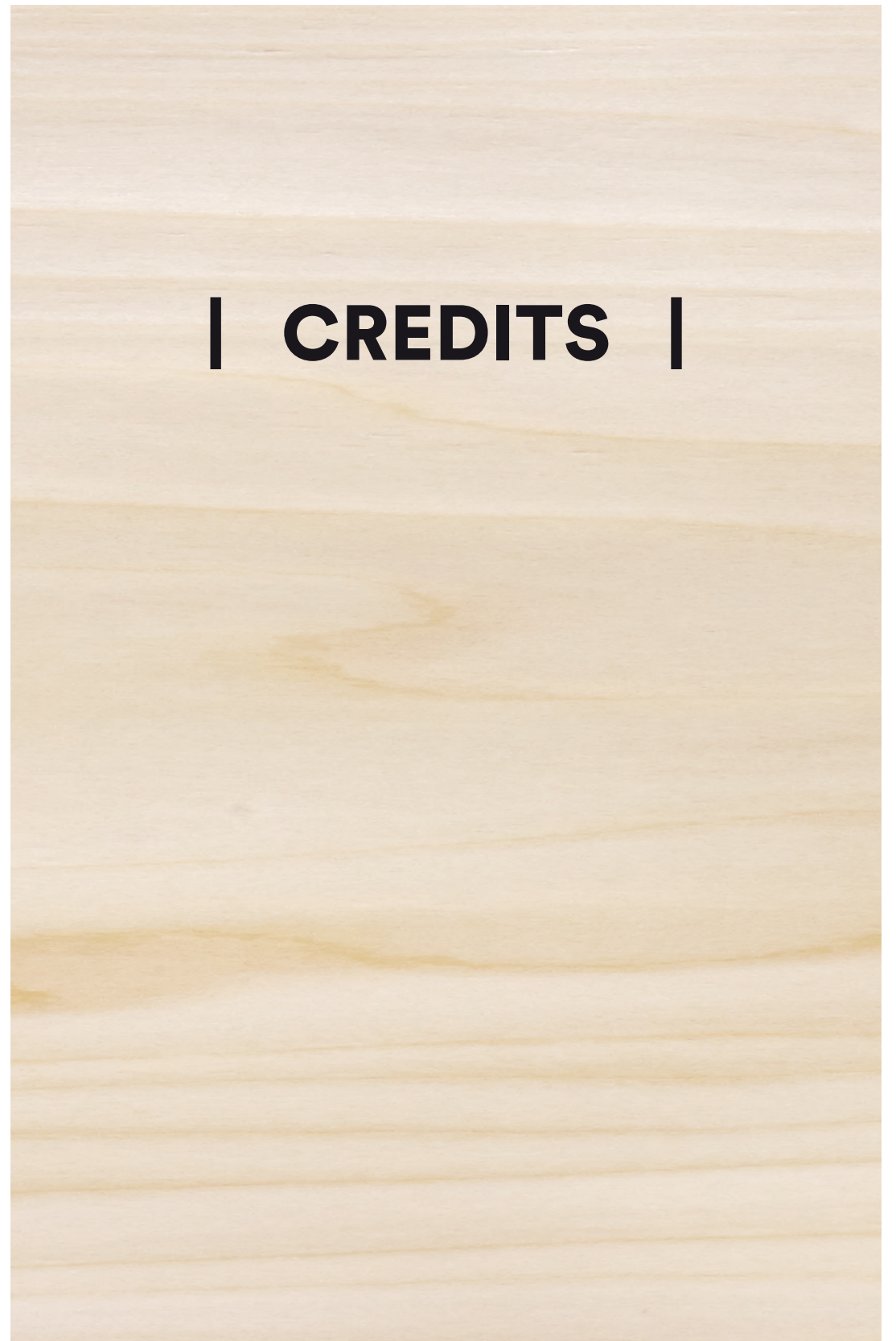
**LUIS ESLAVA STUDIO**

Agatha

**MAYICE**

Eris
Estela
Dune





| CREDITS |



Project Director
Mariví Calvo

Photographers
Manu Toro
KlunderBie
Santiago Relanzón
Ángel Segura
Cualiti
Jara Varela
María Mira

Graphic Design
Lo Siento
Miriam Castellano

Writer
Gerard McGuickin



In the USA, LZF is exclusively distributed by:

IMPORT&ENT

IMPORT&ENT LLC. 8400 NW 36th St., Suite 100. Doral, FL 33166. T (404) 382-9023

lzf-lamps.com