

**REF.**

TOMO M 12 LED

LIGHT SOURCEClass II  

230V: Dimmable

Drivers:

Constant Voltage 24V

LED Integrated:

Led module

Energy class A*

3.000K, CRI>90, 6W, 50-60Hz, 485 lm*

Available in 2.700K and 4.000K on request

*Measurements obtained by theoretical calculations at LZF using ivory white shades. Veneer Ref: 20 Ivory White.

PACKAGING

Box Size: 24 x 24 x 25 cm

Box Volume: 0,01 m³

Weight: Gross - 1,2 Kg | Net - 0,7 Kg

MATERIALS & COMPONENTS

Wood Veneer Shade







Black Metal Base

Matt Satin Acrylic Upper Diffuser

Black Electrical Cable with Dimming Switch: 145 cm

Plug-in Driver

FINISHES**WOOD VENEER**

- | | | | |
|---|-------------------|--|--------------|
|  | 20 Ivory White |  | 24 Yellow |
|  | 21 Natural Cherry |  | 33 Pale Rose |
|  | 22 Natural Beech |  | 34 Sea Blue |