







**REF.**

PSLY MD

FINISHES**WOOD VENEER**

- | | | | |
|---|-------------------|--|--------------|
|  | 20 Ivory White |  | 26 Red |
|  | 21 Natural Cherry |  | 28 Blue |
|  | 22 Natural Beech |  | 29 Grey |
|  | 24 Yellow |  | 33 Pale Rose |
|  | 25 Orange |  | 34 Sea Blue |

MATERIALS & COMPONENTS

Wood Veneer Screen

Cherry Wood Frame & Feet

Joining system for multiple screen set up

PACKAGING**Box size:**

Screen

Box 1: 96 × 14 × 210 cm | 0,28 m³ | 18,8 Kg

Foot

Box 2: 50 × 30 × 22 cm | 0,03 m³ | 4,5 Kg

Weight: Gross - 23,3 Kg | Net - 16,5 Kg