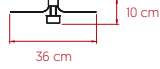
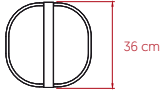


SIZE



REFERENCES

OM A BK LED
OM A GD LED

COMPONENTS

Wood Veneer Shade

Metal Structure

Metal Back Plate

LIGHT SOURCE

Class I



120 - 277V: Dimmable LED 0-10V

Driver: 1 x Constant Current 500 mA
Integrated LED: 1 x Lineal 15 W
3,000K, CRI>90, 12 W, 50-60Hz, 840 lm*
Energy Class F

LED Position in Fixture


*Measurements obtained by theoretical calculations at LZf using natural white shades & recommended bulbs. Veneer Ref: 23 Natural White.

PACKAGING

Box Size: 50 x 50 x 22 cm

Box Volume: 0.06 m³

Weight: Gross - 4 Kg | Net - 1.5 Kg



SELECT FROM FOLLOWING

LIGHT SOURCE TEMPERATURE

Available 2.700K, 3.000K or 4.000

WOOD VENEER FINISHES

- 21 - Natural Cherry
- 22 - Natural Beech

- 23 - Natural White

METAL STRUCTURE

- BK - Matte Black

- GD - Gold