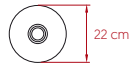
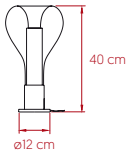


## SIZE



## REFERENCES

ERIS M AL  
ERIS M BK

## COMPONENTS

Wood Veneer Shade

Hand Blown Glass: Borosilicate  
Borosilicate glass is highly resistant to thermal shock

Metal Base

Black Electrical Cable with Dimming Switch: 145 cm

### LIGHT SOURCE

Class II  

220 - 250V: Dimmable

Recommended Bulb - Included  
GU10 Lamp Holder  
LED DIM 4.6 W, 286 lm\*  
Energy Class A

\*Measurements obtained by theoretical calculations at LZF using ivory white shades & recommended bulbs. Veneer Ref: 20 Ivory White.






## PACKAGING

**Box Size:** 54 x 36 x 36 cm  
**Box Volume:** 0.07 m<sup>3</sup>  
**Weight:** Gross - 5 Kg | Net - 2 Kg



## SELECT FROM FOLLOWING

### RECOMMENDED WOOD VENEER FINISHES

-  20 - Ivory White
-  21 - Natural Cherry
-  22 - Natural Beech
-  33 - Pale Rose
-  34 - Sea Blue

### METAL STRUCTURE FINISHES

-  BK - Matte Black
-  AL - Aluminium