

SIZE



REFERENCES

CHOU MPB

COMPONENTS

Wood Veneer Shade

Black Metal Base & Handle

Black Electrical Cable with Dimming Switch: 130 cm

LIGHT SOURCE

Class II  

220 - 250V: Dimmable

Recommended Bulb - Not Included

E27 Lamp Holder

LED Spherical DIM 11 W, 486 lm*

Energy Class F

*Measurements obtained by theoretical calculations at LZF using ivory white shades & recommended bulbs. Veneer Ref: 20 Ivory White.

PACKAGING

Box Size: 31 x 31 x 39 cm











Box Volume: 0.04 m³

Weight: Gross - 2.1 Kg | Net - 1.1 Kg



SELECT FROM FOLLOWING

WOOD VENEER FINISHES

- | | |
|---|---|
|  20 - Ivory White |  26 - Red |
|  21 - Natural Cherry |  28 - Blue |
|  22 - Natural Beech |  29 - Grey |
|  24 - Yellow |  33 - Pale Rose |
|  25 - Orange |  34 - Sea Blue |